

### WHY PLAN A FUTURE SERVICE VISION?

Over the last 15 years, Caltrain's ridership has more than doubled, and today Caltrain is the 7th largest commuter rail system in the country. We are also the nation's most efficient commuter railroad as measured by both the percentage of our costs we recover through fares and the number of passengers and train miles we deliver per employee.

We are proud of our success, but we also want to do more. By 2040, regional growth projections show that there will be 1.2 million additional people living and working within 2 miles of our stations—a 40% increase from today. We want to make sure that our service, and our system, is ready. A future service vision provides the roadmap for the railroad to grow—showing us how we can improve the experience of our customers today and meet the needs of our region in the future.



INTRODUCING THE DRAFT

# CALTRAIN 2040 SERVICE VISION

## FAST, FREQUENT SERVICE. ALL DAY, EVERY DAY.

### MORE TRAINS, MORE OFTEN



#### MORE COMMUTE SERVICE

**8 RUSH HOUR TRAINS PER HOUR, EACH WAY**  
Plus capacity for 4 HSR trains, compared to 5 total trains today



#### MORE FLEXIBILITY

**UP TO 6 MIDDAY & WEEKEND TRAINS**  
Per hour, each way, compared to 1 train today



#### MORE FREQUENT SERVICE

**21 STATIONS WITH TRAINS EVERY 15 MINUTES**  
Compared to 6 stations today

### MORE PEOPLE SERVED



#### TRIPLE THE PEOPLE SERVED

**180,000 RIDERS ON CALTRAIN EACH DAY**  
Compared to 65,000 today

### IMPROVED EXPRESS SERVICE



#### SHOW UP AND GO

**15 MINUTE EXPRESS TRAIN SERVICE ALL DAY**  
Compared to no all-day express service today



#### FASTER TRAVEL

**SAN FRANCISCO TO SAN JOSE IN LESS THAN AN HOUR**  
Compared to 62–69 minutes today



#### MORE OPTIONS

**12 STATIONS WITH EXPRESS TRAIN SERVICE**  
Compared to 6–9 stations today

### A MORE CONNECTED CORRIDOR



#### 77 MILES OF ALL-DAY SERVICE

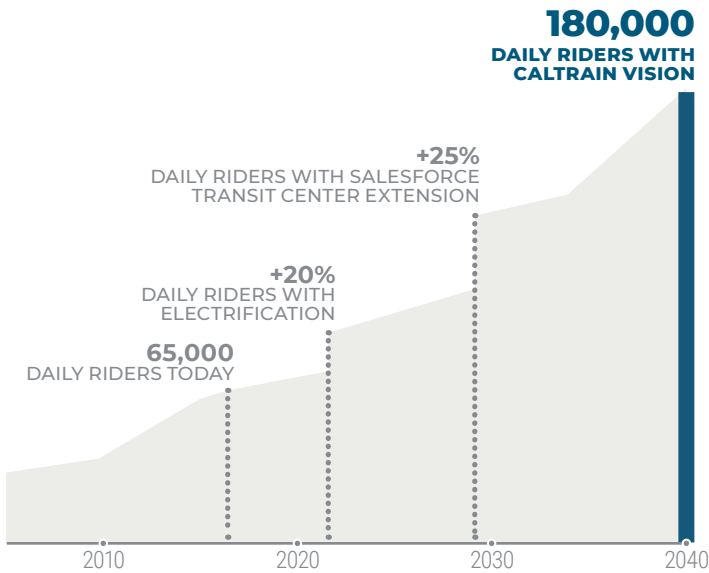
**SF SALESFORCE TRANSIT CENTER TO SJ TO GILROY**  
Compared to 50 miles of all-day service today

# THE DRAFT VISION BENEFITS THE BAY AREA'S PEOPLE, ENVIRONMENT, AND ECONOMY

## MORE TRANSPORTATION CAPACITY



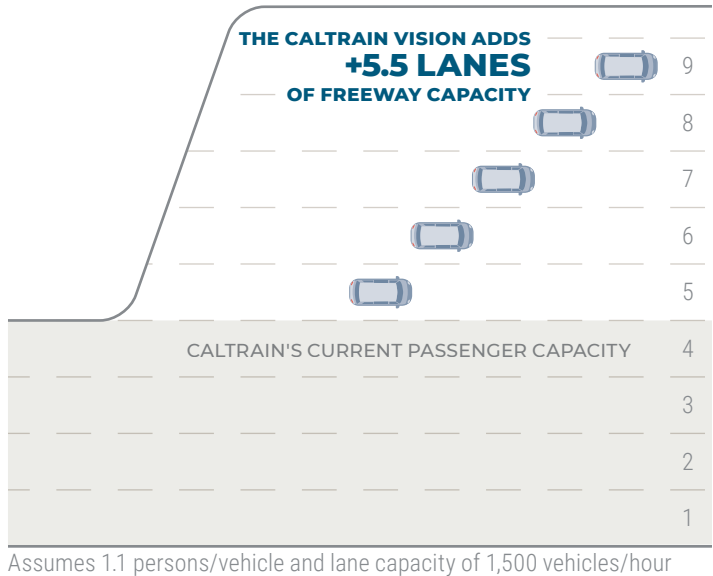
### CARRYING MORE PEOPLE



Improving Caltrain lets us carry three times more people in 2040. That's equivalent to selling out the Giants' ballpark four times every day.



### TRAINS VS LANES



Today, Caltrain carries 4 freeway lanes worth of people during rush hour. The draft vision adds the equivalent capacity of 5.5 new freeway lanes.

## IMPROVING AIR QUALITY



### REDUCING DRIVING

**825,000 FEWER MILES DRIVEN EACH DAY**  
Resulting from drivers who switch to Caltrain. That's like taking 16,000 trips between SF and SJ off the road each day



### REDUCING GREENHOUSE GAS EMISSIONS

**110 FEWER METRIC TONS OF CO<sub>2</sub> EMISSIONS EACH DAY**  
Resulting from full electrification of our fleet and drivers switching to Caltrain

## STIMULATING THE ECONOMY



### ADDING JOBS

**51,000 NEW JOBS CREATED**  
Total full- and part-time jobs along the corridor resulting from Caltrain investment\*



### INCREASING ECONOMIC ACTIVITY

**\$40.8 BILLION IMPACT ON THE REGION**  
Total impact on regional spending and economic activity resulting from Caltrain investment\*

\* Values are for 2018–2070 and are in present (2018) value using a discount rate of 4.0%

# THE DRAFT VISION OUTLINES A PROGRAM OF INVESTMENTS TO SUPPORT EXPANDED SERVICE

## CAPITAL COSTS



**\$23 BILLION**  
TOTAL CAPITAL COSTS\*

Capital costs include all projects from SF to Gilroy, knitting together a connected corridor with greatly improved service.



**\$9.4B**  
GRADE  
SEPARATIONS



**\$7.8B**  
TERMINAL  
IMPROVEMENTS



**\$3.3B**  
RAIL INFRASTRUCTURE  
AND SYSTEMS



**\$1.4B**  
STATION  
IMPROVEMENTS



**\$1.1B**  
FLEET  
UPGRADES

## OPERATING COSTS



**\$370 MILLION**  
2040 ANNUAL OPERATING COSTS\*

Caltrain is one of the leanest, most efficient transit services in the country. Today's annual operating and maintenance costs are \$135 million, and 73% is covered by fares. The vision would benefit from a similarly high farebox recovery ratio.

**\$266M**  
OPERATING  
COSTS  
COVERED BY  
FAREBOX (72%)



**\$104M**  
ANNUAL  
OPERATING  
INVESTMENT  
NEEDED (28%)

## IMPLEMENTING THE VISION



**ELECTRIFYING  
CALTRAIN**

2022



**SERVICE VISION**

2040

### OUR WORK TOWARD THE VISION IS ALREADY UNDERWAY

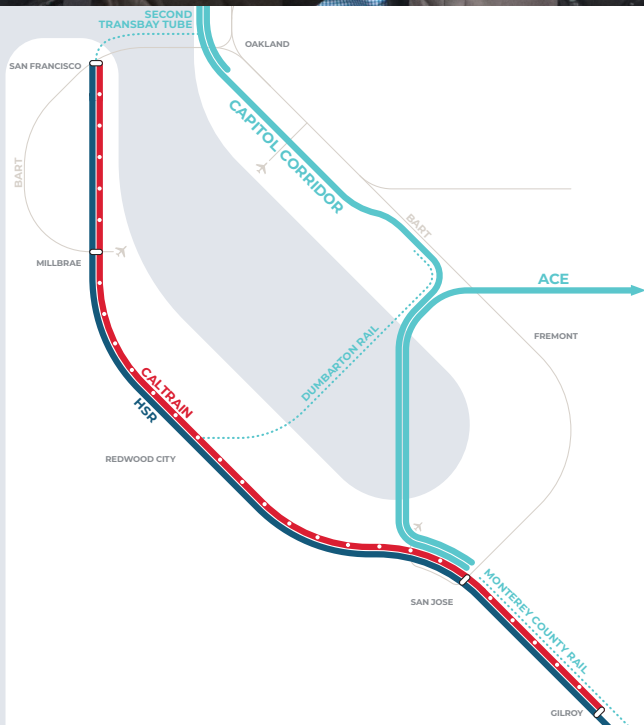
Thanks to the \$2 billion investment in the Caltrain Electrification Project, we are already laying the foundation for implementing the vision. We will deliver this vision in steps and will be mapping out the sequence of near term priorities in the second phase of the Caltrain Business Plan. In order to fully implement the vision, new local, regional, state, and federal resources will be required. Read more about our upcoming electrified service at [calmod.org](http://calmod.org).

\* Capital and operating costs are in present (2018) value

### GETTING READY TO DELIVER THE VISION

Growing Caltrain service will also require Caltrain to grow as an agency. The organization will need to be strengthened and resourced in a way that helps deliver major capital projects and expanded operations throughout the corridor. The Caltrain Business Plan includes a detailed evaluation of organizational options that should be considered to make the vision a reality. The full organizational assessment is available at [caltrain2040.org/vision](http://caltrain2040.org/vision).

# THE DRAFT VISION LAYS THE FOUNDATION FOR EXPANDED REGIONAL SERVICE



## GROWING BEYOND OUR VISION

Caltrain is ready for additional investment as planning for expanded Bay Area rail continues. With additional passing tracks and infrastructure, we can expand service from 12 to 16 trains per hour, creating opportunities for even more service and enhanced connectivity to other regional rail corridors.

### SERVICE VISION INVESTMENT

**8**  
CALTRAIN TRAINS

**4**  
HIGH SPEED RAIL TRAINS

### ADDITIONAL INVESTMENT

**4**  
TRAIN SLOTS FOR EXPANDED SERVICE OR REGIONAL CONNECTIONS

# THE DRAFT VISION IS A SHARED PARTNERSHIP WITH OUR STAKEHOLDERS AND COMMUNITIES

## ENGAGING WITH STAKEHOLDERS

**21**  
JURISDICTIONS

**26**  
PUBLIC AGENCIES

**93**  
STAKEHOLDER ADVISORY GROUP MEMBER ORGANIZATIONS

**170**  
STAKEHOLDER MEETINGS

The vision planning started in 2017. A collaborative effort led by Caltrain with funding from various partners, the vision is the product of hundreds of hours of meetings with cities, counties, business groups, public agency partners, advocates, and public stakeholders throughout the corridor.

The vision is still a draft recommendation that is being discussed with the public. The Caltrain Board is expected to adopt it as early as October 2019, and staff will complete the Caltrain Business Plan by early 2020.

**JULY 2018 – JULY 2019**  
DEVELOPMENT AND EVALUATION OF GROWTH SCENARIOS

**AUGUST 2019**  
STAFF RECOMMENDATION FOR CALTRAIN VISION

**OCTOBER 2019**  
REFINEMENT AND ADOPTION OF CALTRAIN VISION

**EARLY 2020**  
BUSINESS PLAN COMPLETION

For more information on how to participate in the process, visit: [WWW.CALTRAIN2040.ORG/GET-INVOLVED](http://WWW.CALTRAIN2040.ORG/GET-INVOLVED)

Para traducción llama al 1.800.660.4287  
如需翻譯請電 1.800.660.4287  
Cần dịch thuật, xin gọi 1.800.660.4287

[Caltrain2040.org](http://Caltrain2040.org)

650.508.6499

[BusinessPlan@Caltrain.com](mailto:BusinessPlan@Caltrain.com)