



Hillsdale Station Temporary Closure Update

Beresford/Hillsdale Neighborhood Association
September 13, 2019

Agenda

- I. Overall Project Description
- II. Temporary Station Closure
- III. Hillsdale Station Improvements
- IV. Questions

25th Ave. Grade Separation Project Description

Project Overview

Project Need

- 92 Caltrain trains each weekday use the crossing + additional freight
- No. 8 on California Public Utilities Commission railroad crossing safety priority list
- Lack of grade separation increases delays along corridor

Project Elements

- Grade separation (elevated rail, lowered road) at 25th Avenue
- New grade separated, east-west connections at 28th and 31st Avenues
- Mechanically Stabilized Earth (MSE) wall: approx. 1 mile
- Bridges: 5
- Relocated Set-Out Track
- New Hillsdale Station with updated amenities

Elevated Track



Project Benefits

- Improved customer experience with new station (center boarding platform)
- Pedestrian, cyclist, and motorist safety
- Safe rail operations
- Fewer system-wide delay
- Improved traffic flow
- Enhanced east-west connectivity
- Reduced train horn noise
- Support Caltrain electrification, which will reduce noise and vibration

Construction Occurring



25th Ave
37.53942, 122.29927, -73.4ft, 269°
07/08/2019 09:03:27



25th Ave
37.54616, 122.59178, -66.9ft, 31.5°
07/08/2019 11:16:58



25th Ave
37.54235, 122.54162, -87.6ft, 301°
07/09/2019 13:28:07

Construction Occurring



Time-lapse videos of rail bridge installations

General Project Outreach

- Weekly Updates
- Construction Notices
- Dedicated Web Section
- Social Media
- Public Meetings: At regular intervals and major milestones

General Project Background Information

www.caltrain.com/25thGS

Temporary Hillsdale Station Closure

Schedule



Activity	Date
Start of Project Construction	Fall 2017
Temporary Station Closure (6 months)	End of 2019
Station Reopens	June 2020
Overall Project Complete	Early 2021

Construction Activities During Closure

Build New Station at 28th Avenue

- Track Cut-Over
- Signal Testing
- Build 28th Avenue
 - New lowered road
 - Access to new station
- Build Parking Lots



Hillsdale Train Service to Belmont Station

During the temporary Hillsdale Station closure:

- Caltrain passenger service will continue (63,000 daily riders)
- All Hillsdale trains (including bullets) will move to Belmont
- Belmont Station selected for:
 - Operational efficiency (limit system-wide delays)
 - Existing transit connections and street network near/around station
 - Proximity to Hillsdale Station: 1.7 miles
 - Accessible by all modes
 - Comparable parking to today's Hillsdale Station


Belmont Station

Parking at Belmont Station:
375 spaces (28% utilized)

Parking spaces comparable
to current Hillsdale Station



North of Station



South of Station

Belmont & Hillsdale: Travel Time

- Bus travel time between stations (includes walking to/from bus stop)
 - Northbound 10 minutes
 - Southbound 15 minutes
- Bike travel time between stations: 8 minutes
- Drive travel time between stations: 5 minutes
- Walk travel time between stations: 30 minutes

Belmont & Hillsdale Connections: Survey

Rider survey to help refine rider access plans

- Conducted at Hillsdale Station: July 24, 2019
- Online survey link distributed to riders boarding and exiting trains between 5:00 a.m. and 3:45 p.m.
- Ambassadors at every entrance/exit
- 900+ responses as of July 26, 2019
- Results expected by mid-August

Belmont & Hillsdale Connections: Bus

Free bus service for Caltrain riders between Hillsdale and Belmont Stations

- Current Samtrans Bus Service on El Camino Real (ECR)
- Weekdays: ECR Bus arrives every 15 minutes (travel time b/w stations estimated 10-15 minutes, includes time on bus and walk to bus stops)

Belmont & Hillsdale Connections: Shuttles

Shuttle Coordination

- Will work with all public and private shuttles to relocate
- Shuttle service (secured by Caltrain) between Belmont and Hillsdale Station during morning and evening commute hours - exact details still being evaluated.

Belmont Station: Cyclists

Bicycle Parking

- 18 bike racks (same as at Hillsdale)
- 24 keyed lockers
- Additional bike parking being evaluated

Alternative Options

What are we missing?

Share your ideas and alternative routes possibilities with us via the live chat.

- Carpooling
- Bike Groups
- Walk-This-Way Club
- Bus routes? 292 Bay Meadows to SM Station; Foster City Express

Temporary Hillsdale Station Closure Communication

Rider Information – Access & Service

- General shuttle service information: fall 2019
- Access maps between stations: fall 2019
- Updated train and shuttle schedule during closure (online and in print): winter 2019

Rider Information

- At Stations (winter 2019)
 - Electronic signs at platforms
 - A-frames, info boards, and banner at Hillsdale Station
 - Windshield drops in Hillsdale and Belmont Station parking lots
 - Ambassadors leading up to closure and during start of closure
- On the Train
 - Seat drops
 - Conductor announcements

Closure Information: In the Community

- Regular Communication to electeds and organizations (ongoing), including:
 - Neighborhood Associations / HOAs
 - Schools & Business groups
- Community meeting (in-person and online): 1.5 months prior to closure
- Notices: Weekly Construction Notice, Mailers (before key milestones), distribution list updates

Stay Informed

- Distribution list sign up & general station closure information
www.caltrain.com/HillsdaleTempClosure
- Station Specific Webpage Alerts (Hillsdale & Belmont Stations)
- Follow us on
 - Twitter: @Caltrain
 - FB: /Caltrain

The screenshot displays the Caltrain website's 'Projects & Plans' section. The breadcrumb trail reads: > caltrain.com > Projects & Plans > Projects > Caltrain Capital Program > 25th Avenue Grade Separation > Temporary Hillsdale Station Closure. The main heading is 'Temporary Hillsdale Station Closure'. Below it is a grid of images showing construction and station views, with a red button labeled 'Sign Up for Project Updates' circled in orange. A 'Background Information' section explains the project's goals and the temporary station closure. At the bottom, a video player shows a 3D rendering of the station at 28th Avenue.

Caltrain

site map | bids/contracts | jobs | contact Search

Schedules Stations Fares Rider Information Projects & Plans About Caltrain

ALERTS

System-Wide Construction Check here for Curr

Schedules

Stations

Fares

Rider Information

Projects & Plans

Projects

Plans

Caltrain Modernization

Business Plan

About Caltrain

25th Avenue Grade Separation

Sign Up for Project Updates ▶

Background Information

In order to complete the [25th Avenue Grade Separation Project](#) that will improve safety, traffic flow, and reduce train noise, Hillsdale Station will be temporarily closed for up to six months starting in December 2019. This will allow for the transition from ground-level tracks to elevated tracks; the creation of an east-west connection at 28th Avenue; and the building of the new Hillsdale Station without interrupting Caltrain's passenger service that serves 63,000 daily commuters. When complete, the new landscaped station will be located at 28th Avenue with updated amenities.

1 / 6 28th Ave

Subscribe

You can now receive Caltrain news via e-mail

[Subscribe now!](#)

Highlights

- ▶ Real-time Station List
- ▶ Weekday Timetable
- ▶ Weekend Timetable
- ▶ Special Events
- ▶ VIDEO: Board Meetings
- ▶ Electrification

Social

Social Media

Twitter Facebook Instagram

Google+ Tumblr Pinterest WordPress

@Caltrain

Caltrain Twitter is human-operated M-F, 7am to 7pm, excluding holidays.

Tweets by @Caltrain

Caltrain @Caltrain

All trains will board on the Southbound platforms at BEL, SCS & RWC until 4:00 PM. #Caltrain

19m

Caltrain @Caltrain

#SB236 will board on the Northbound platforms at Sunnyvale and Lawrence. #Caltrain

Station Improvements Renderings



Station & East-West Connection (28th Ave)



Station Improvements



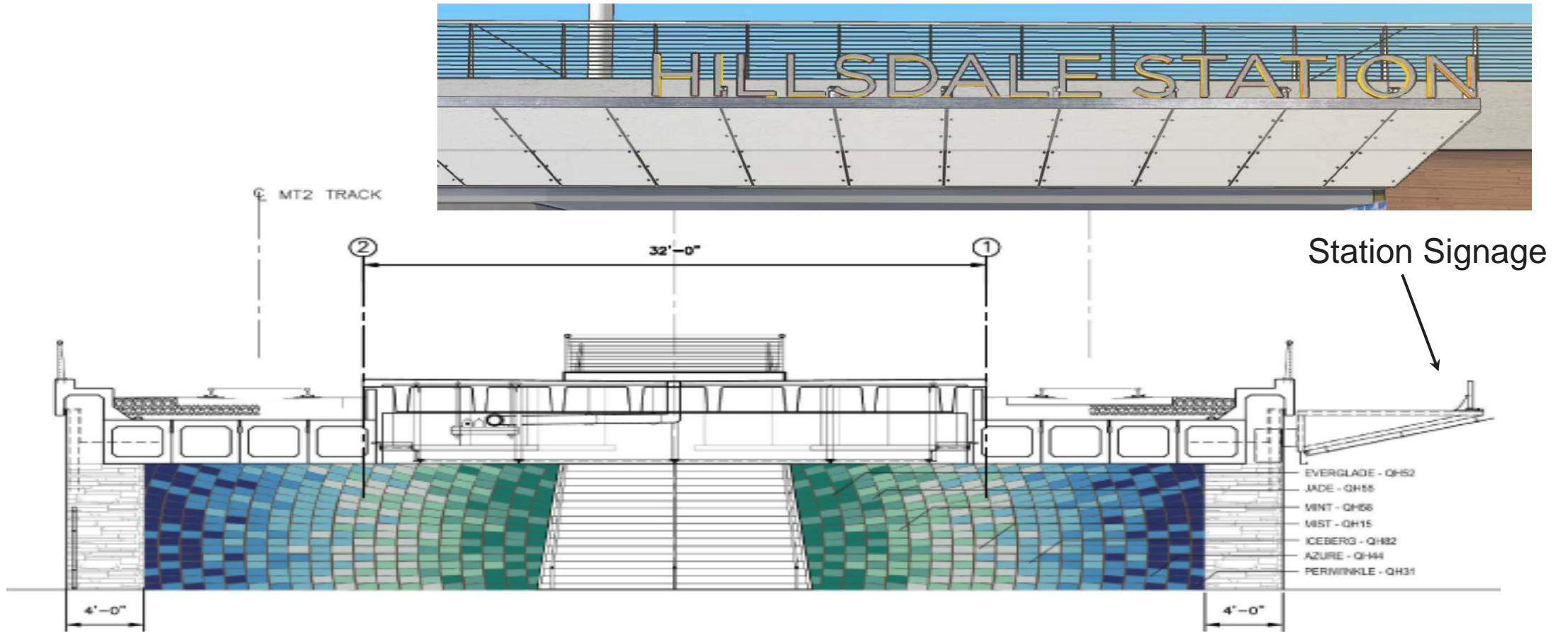
Station Improvements



New Hillsdale Station Access



Station Improvements – Mosaic Wall



Station Improvements



Stairway Entrance to Platform


Station Improvements - Platform



New Station Platform, Shelters, Lights

Station Improvements - Furnishings



 STANLEY™
Product name for reference. Visit VICTORSTANLEY.COM for details. Create a 3D



Station Improvements



Project Contact Information

Caltrain Customer Service: 1-800-660-4287

Email: **SMGradeSep@Caltrain.com**

Website: www.caltrain.com/25thGS

Twitter: @Caltrain

Facebook.com/Caltrain