



# Bike Advisory Committee

May 18, 2017



## Bike Car Location

OVERVIEW SEATS **BIKES** ENHANCEMENTS FEEDBACK

**NEW BIKE CARS**

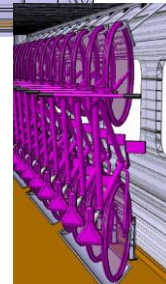
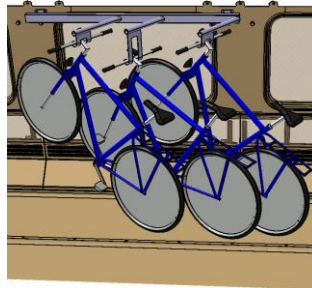

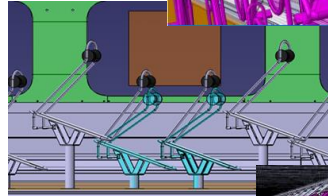
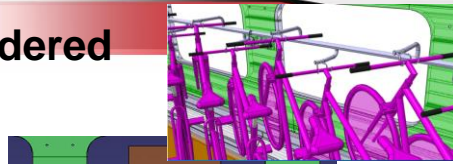
There would be two dedicated bike cars per train that will be well marked from the outside. Each bike car would have two levels, with bike storage on the lower level. The exact bike layout will be discussed in Spring 2017. Please visit again to see the latest developments.

Note: Caltrain is in the middle of developing a bike parking management plan that will explore opportunities for improving bike parking at stations. For more information about the plan and to weigh-in, [go here](#).

Previous Next



## Many Concepts Considered



3



## Recommended

Option	Configuration	Bike Capacity	Add'l Hooks	Total Capacity Per Car	Ratio
1	Stacking (current)	32	4	36	1 : 7.9
2	Hybrid: Stacking + Stand	30	4	34	1 : 8.4

4



## Discuss

Option	Configuration	Bike Capacity	Add'l Hooks	Total Capacity Per Car	Ratio
3	Stand	28	4	32	1 : 8.9
4	Hybrid: Stacking + Options 5-7	28	4	32	1 : 8.9

5



## Not Recommended

Option	Config	Capacity	Add'l Hooks	Total Per Car	Ratio
5	Fork	24	4	28	1 : 10.2
6	Spinlock	24	4	28	1 : 10.2
7	Hook	24	4	28	1 : 10.2

6



# Option 1: Stacking Recommended

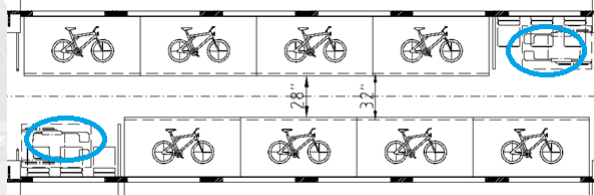


7



# Option 1: Stacking (w/add'l hooks) Recommended

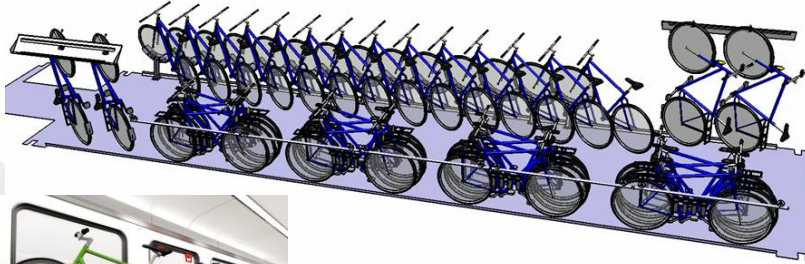
Ratio 1:7.9  
72 bikes per train



8



## Option 2: Hybrid Stacking + Stand Recommended

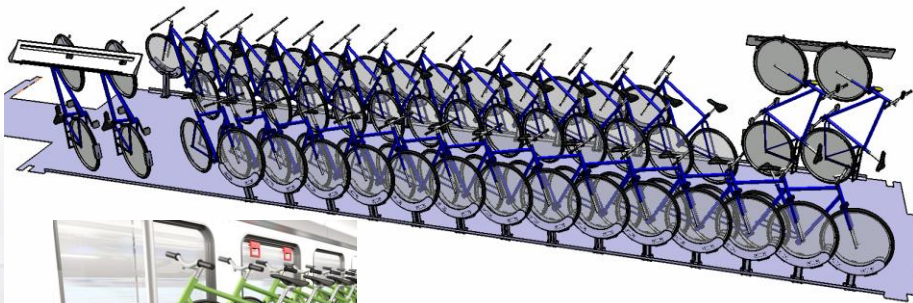


Ratio 1:8.4  
68 bikes per train

Stand: new concept, not currently in use



## Option 3: Stand (w/add'l hooks) Discuss



Ratio 1:8.9  
64 bikes per train

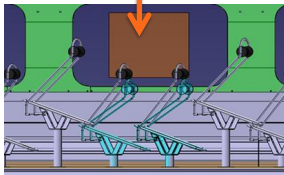
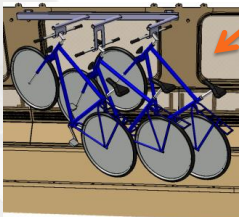
Stand: new concept, not currently in use



## Option 4: Hybrid Stacking + 5-7 Discuss



+



Ratio 1:8.9

64 bikes per train

11



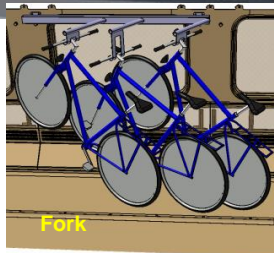
## Option 5-7: Fork, Spinlock, Hook Not Recommended



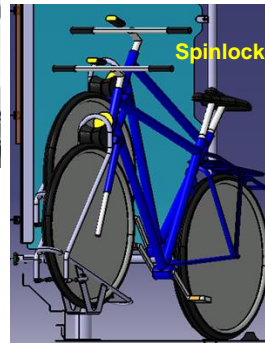
Hooks

### Issues

- Capacity: Ratio 1:10.2 (56 bikes per train)
- Upper body strength (hooks/fork)
- Maintenance (spinlock)



Fork

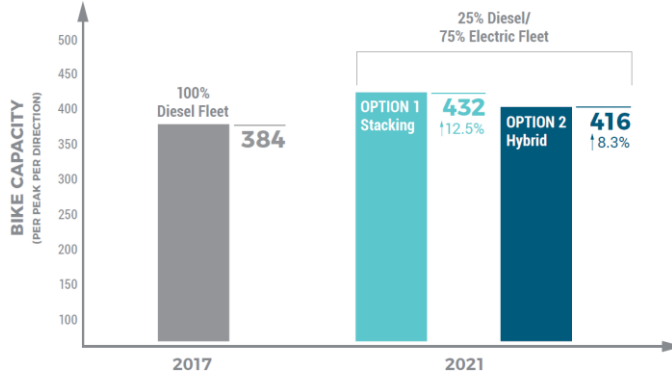


Spinlock

12



## BIKE CAPACITY



## Additional Input on Option 1 Belt versus Bungee



1 for 4 bikes

VS.





## Determining Capacity

Bikes (per train)	Stacking (72)	Hybrid: Stack & Stand (68)	Stands OR Hybrid: Stack & 5-7 (64)	Fork, Spinlock, or Hook (56)
Fixed Seats Only	1 : 6.5	1 : 6.95	1 : 7.3	1 : 8.4
All Seats (fixed & flip)	1 : 7.9	1 : 8.42	1 : 8.9	1 : 10.2
All Seats (minus ADA)	1 : 7.4	1 : 7.89	1 : 8.3	1 : 9.5

15



## Timeline

- BAC: May 18, 2017
- Samples Arrive: mid- July 2017
- Outreach: late July through August 2017
- Determination: September 2017

16





## Outreach Discussion

