

# *Project 529*



CALTRAIN BIKE REGISTRATION APP  
Citizens Advisory Committee  
Agenda Item #9

# Current Environment - By the Numbers 2019

July 1, 2019 to October 31, 2019



Total Number of Reported Bike  
Thefts: 93

- Onboard: 27
- At Stations: 66

78%

78% of Caltrain passengers  
report bike thefts online.

.08%

Reported bike thefts make up less  
than 1% of the type of crime that is  
reported.

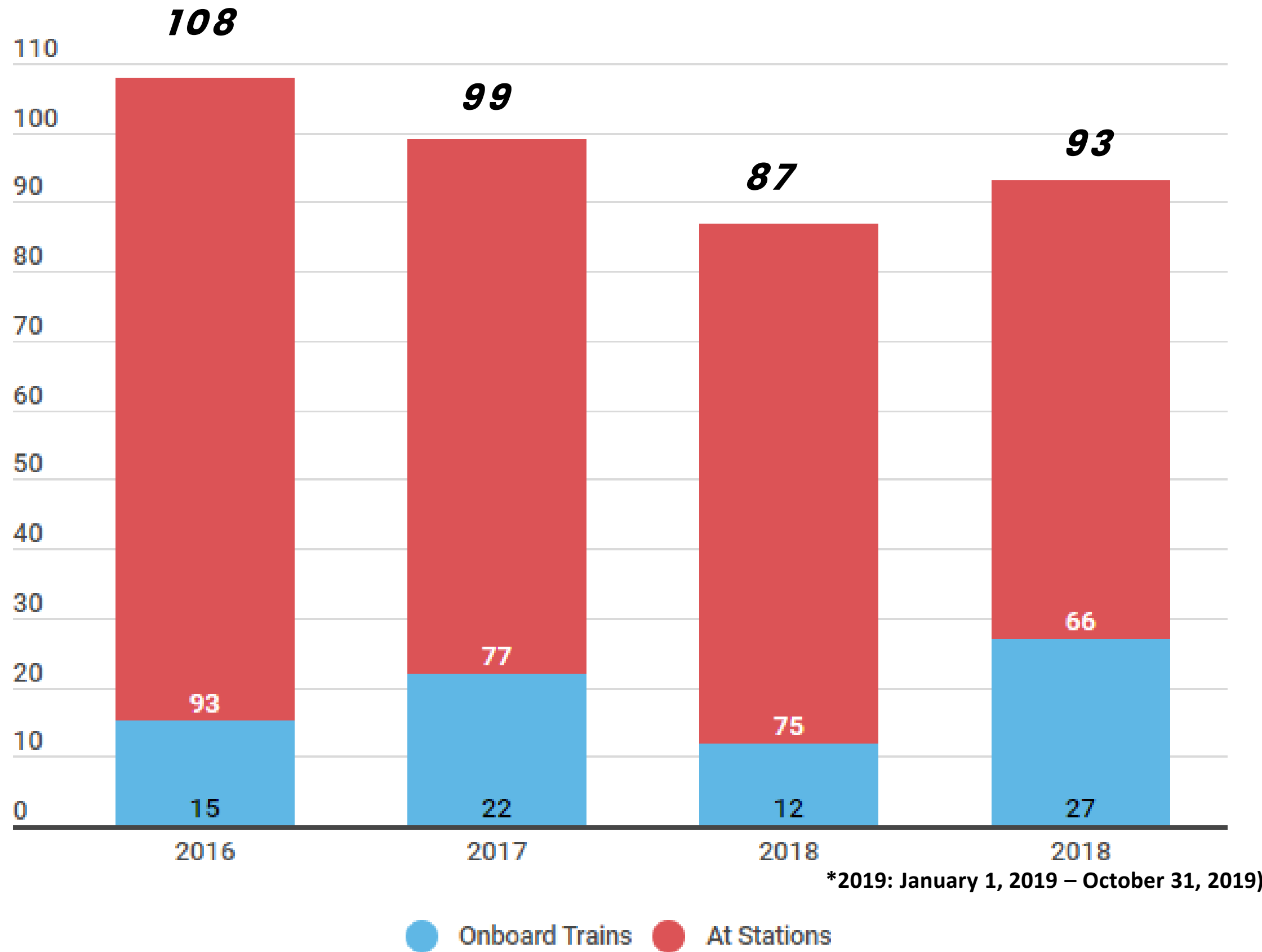


Arrest Made: 1

6,000 bikes  
onboard daily



# Historicals





# Transit Police: Strategic Plan



## EDUCATING RIDERS

- Bicycle Advisory Committee
- Citizen Advisory Committee
- Prevention Tips
- Website Update
- Information Flyers
- Social Media Campaign
- Reporting System Update



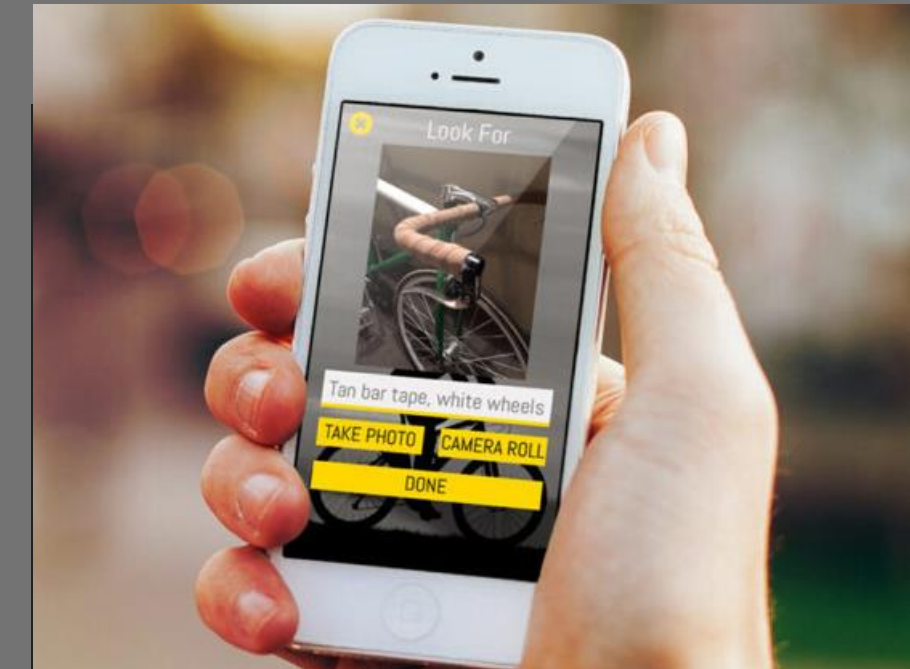
## STANDARDIZE RESPONSE ON SOCIAL MEDIA PLATFORMS

- Caltrain
- San Mateo County Sheriff's Office



## ANALYTICS

- Managing Resources

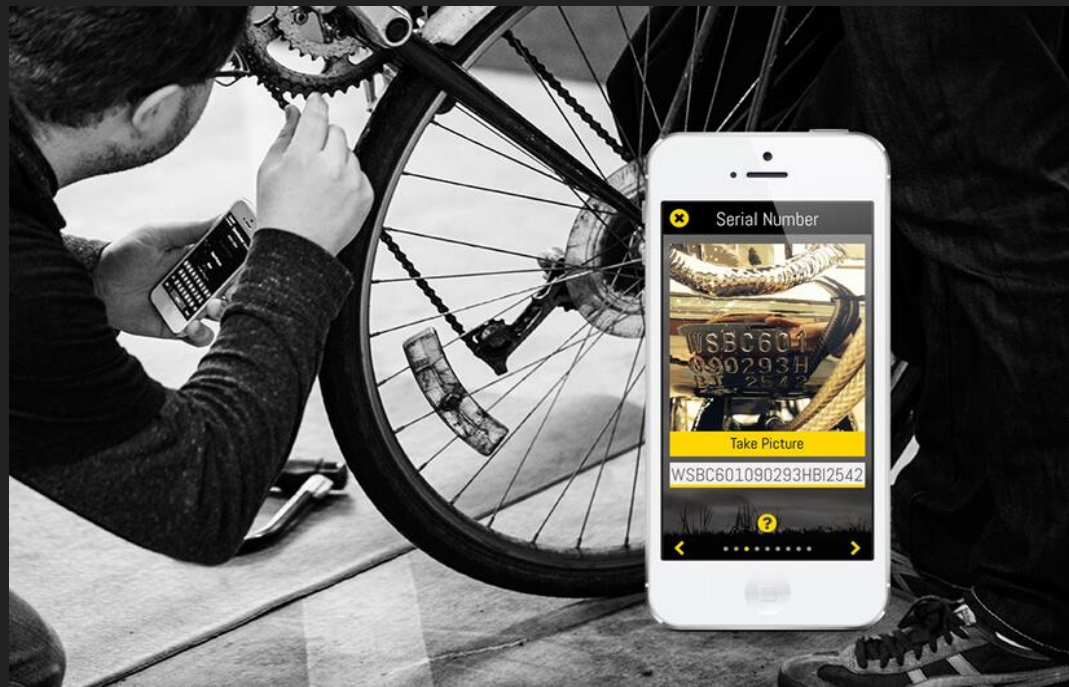


## BIKE APP

- Better Reporting Data
- Standardized Registration
- Proactive Tools



# Project 529 Registration Events



## 2 Series of Events

- August 2019 (Palo Alto Caltrain Station, Redwood City Caltrain Station, San Francisco Caltrain Station)
- October 2019 (San Jose Diridon Caltrain Station, Hillsdale Caltrain Station, Mountain View Caltrain Station, San Francisco Caltrain Station)
  - and October 2019

## Registered Bikes

- 355 Bikes Registered
- Dedicated Registration Page:  
[www.project529.com/caltrain](http://www.project529.com/caltrain)

## RECOVER

- 3 bikes recovered
- Bike Partnerships
- Property Room (Caltrain and Sheriff's Office)
- Law Enforcement proactive special details



# Outreach/Marketing



- PROMOTE APP
- BIKE REGISTRATION
- [www.project529.com/caltrain](http://www.project529.com/caltrain)
- DATES/LOCATIONS

The screenshot shows the Caltrain website interface for bike registration. At the top, the Caltrain logo is displayed in white on a red circular background. Below it, the text reads "Love your bike? Keep it safe." followed by "San Mateo County Sheriff's Office - Transit Police Bureau Bike Registration". A yellow button labeled "HOW IT WORKS" is visible. The main content area is a white form titled "Your Bike Information" with the following fields:

Your Bike Information	
Serial Number	<input type="text"/>
Check under the crank on the headset rear stays	
Manufacturer	Model
<input type="text"/>	<input type="text"/>

