



# *Electric Train Reconfiguration & Bike Improvements at Stations*

Caltrain CAC  
May 15, 2019  
Agenda Item 10

# Overview

---

- Additional State Funding (Board Action Dec 2018)
  - \$183M for 37 additional electric vehicles (7 cars instead of 6 cars)
  - \$3.5M+ bike parking & micromobility improvements at stations
- Bike car security concerns and additional capacity requested from bike community
- Process established to determine final Board direction

# Outreach Process

---

<b>Item</b>	<b>Audience</b>	<b>Date</b>
Outreach Process: Update	CAC, BAC Subcommittee, Bike Coalitions	February
Outreach Process: Input/Process Determined	Board	March
Joint Workshop	CAC & BAC	April
Broader Outreach: Survey Results & Station Events	General Ridership	April/May
Staff Recommendation	CAC & BAC	May
Board Decision	Board	June

# Changing System

---

	2015	2018
Ridership / Service	<ul style="list-style-type: none"><li>● ~58,000 ridership</li><li>● 5 trains peak hour (5 car trains)</li><li>● Metrolink cars on the way</li></ul>	<ul style="list-style-type: none"><li>● ~ 65,000 daily ridership (12% increase)</li><li>● 5 trains peak hour (combination 5 &amp; 6 car trains)</li><li>● Significant number of trains (23) with standees some trains at 140% over-capacity</li><li>● Electrification in construction</li></ul>
Bikes	<ul style="list-style-type: none"><li>● 6,200 daily bike boardings</li><li>● 48 or 80 bikes onboard bikes spaces per train</li></ul>	<ul style="list-style-type: none"><li>● 5,919 daily bike boardings</li><li>● 72-80 on board bike spaces per train</li></ul>
Micromobility options	<ul style="list-style-type: none"><li>● Bike share very limited, no scooters etc.</li></ul>	<ul style="list-style-type: none"><li>● Variety of new first / last mile options</li></ul>

# Today Trains (Bikes)

---



- Caltrain carries more bikes onboard than any commuter rail in the country
- A person bringing a bike onboard takes two spaces (bike and seat)

# Today Trains (Capacity)

- Overcrowding and standing



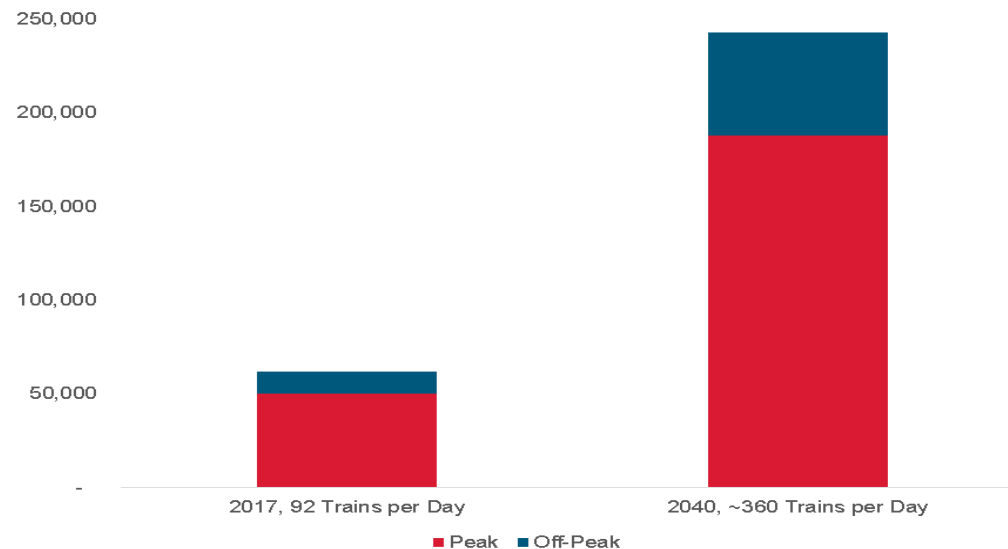
## Morning Commute

NB Train	Over 100% Capacity		SB Train	Over 100% Capacity	
	Seats	Bikes		Seats	Bikes
305			206		
207			208		
309			310		
211			212		
313	X		214		
215	X		216		
217	X	X	218		
319	X		320		
221	X		222		
323	X		324	X	X
225	X	X	226		
227	X		228		
329	X		330	X	
231			232		X
233	X	X	134		

Note: 23 trains over 100% capacity throughout the day

# Future Operations / Demand

- 2022: 7-car electric trains
  - Seating capacity equivalent to a 5-car diesel train
- 2040: By 2040 underlying demand for approximately 240,000 daily trips



- While Caltrain is able to expand its Electric train consists to seven car trains, adding further capacity will be challenging. In addition to purchase additional vehicles, other investments, such as platform extensions, will be required.
- This is a holistic analysis that will illustrate both the opportunities as well as the limits to adding capacity to the Caltrain system as a whole.

# Financial Implications: Onboard Bikes

---

Initial electric vehicle purchase = \$551M for 16 six-car trainsets (\$34.4M per train)

Six-car trainset = 567 seats + 72 bike spaces

- 72 seats removed to install bike spaces
- 16 trainsets x 72 = 1,152 seats removed

- Per seat/bike space cost = \$53.8k
- Per trainset seat/bike space cost = \$3.88M
- **Investment in additional rolling stock to provide equivalent seats = \$62M**

**Note:** Legislation precludes charging for bikes onboard



---

# Bike Parking & Micromobility at Stations

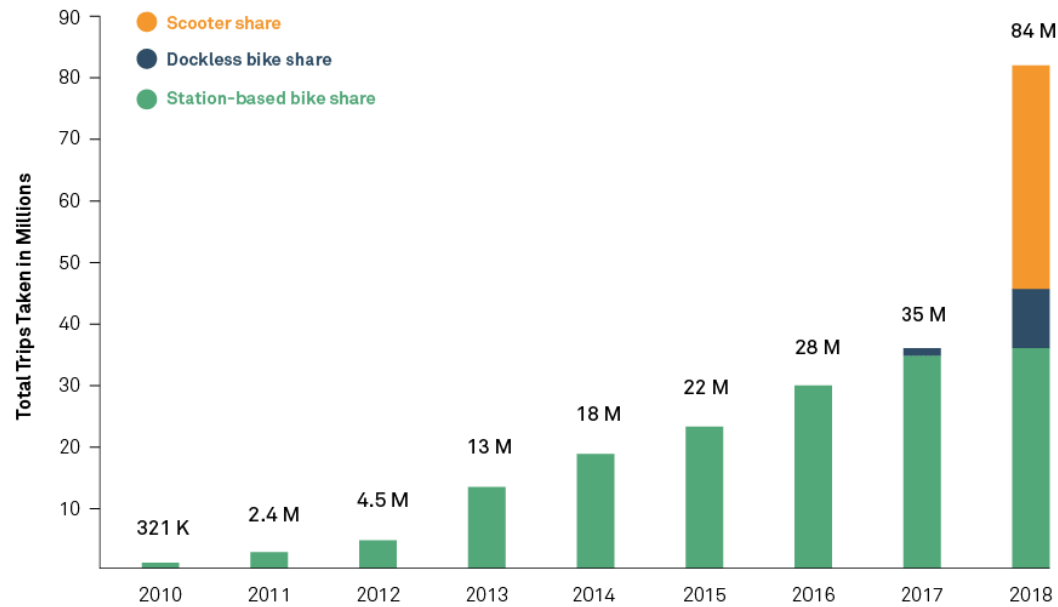
# Options at Stations Improving

- Working to offer more:
  - Electronic lockers
  - Shared access bike rooms
  - Better management
  - Bike and scooter share
- Untapped potential - much more space at stations than onboard trains
- Looking at best practices around the world



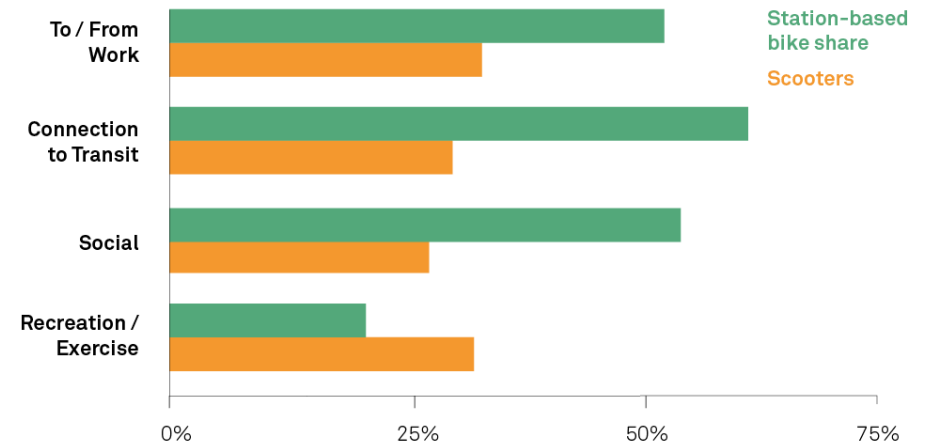
# Shared Micromobility Growth

## 84 Million Trips on Shared Micromobility in 2018



Source: NACTO

## Why People Ride



\* See methodology for cities used for analysis

Source: NACTO

# Caltrain + Micromobility

- Fourth and King Station
  - #1 busiest bike share station in SF
  - June – Dec 2018: 150,000+ rides starting or ending at station
- Diridon Station
  - #3 busiest bike share station in SJ
  - June – Dec 2018: 7,000+ rides starting or ending at station



# Recent Efforts to Improve Bike Options

---

- Bike Parking Management Plan approved (November 2017)
- Bike Security Task Force (began January 2018)
- New station access planner hired (August 2018)
- Bike access & parking survey (Fall 2018)
- Funding for bike improvements at stations: \$3.5M (TIRCP grant 2018)
- Bikes Board First system-wide (March 2019)

# Caltrain Priorities (near / future)

---

- Capital plan for first 10 stations: Spring 2019
- Rework keyed locker management: 1-2 stations/month (ongoing)
- 4th & King/Townsend bike parking expansion: Winter 2019 / 2020
- Capitol Corridor eLockers: June 2019
- San Carlos Station Improvements: Fall 2019
- Sheds managed by 3rd party: Late 2019 - early 2020
- E-lockers system wide: 2022
- Bike rooms: Include with any TODs

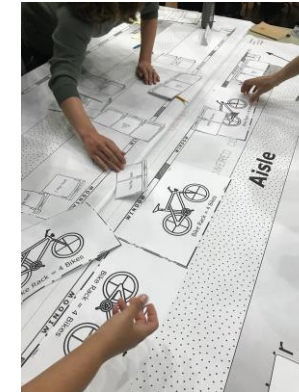

---

# Joint CAC/BAC Workshop (April 2019)

# Joint CAC/BAC Workshop

## Summary

- Attendance: Approximately 50 people
- Station Bike Improvements Activity: 62 responses
- Car Reconfiguration Activity: 8 Options Developed (3 CAC/BAC tables, 1 public table)
- Reflection Questionnaire: 15 Responses





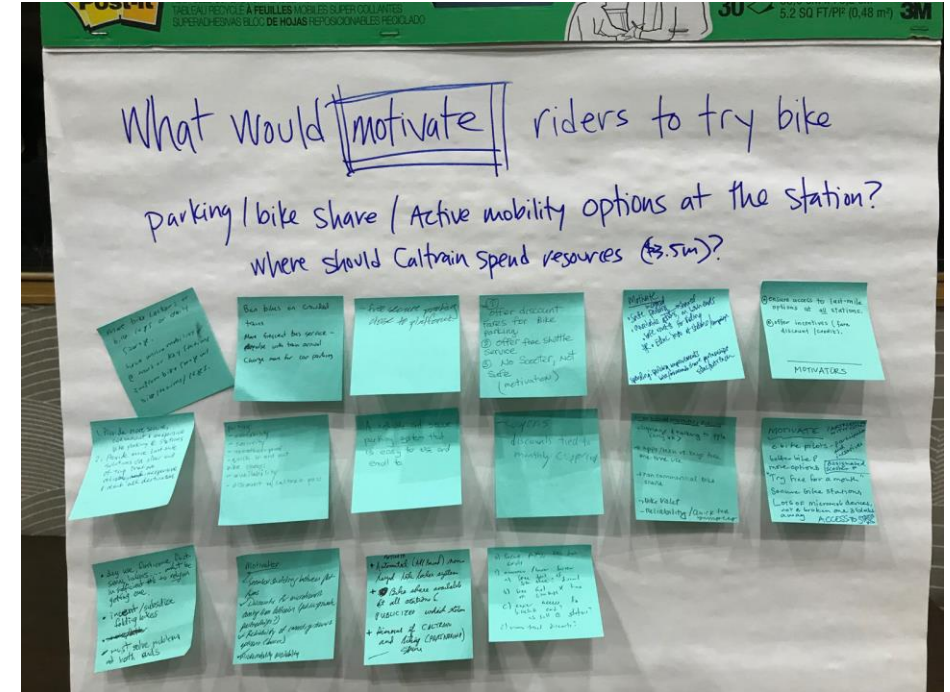
---

## *Station Bike & Micromobility Activity*

# Station Bike & Micromobility Activity - Motivators

## Summary of Motivators:

- More on demand options
- Affordable, convenient, weather-sheltered and secure bike storage options
- Incentives to use micromobility
- Free or low cost with easy payment
- Free shuttles to/from stations & frequent bus service
- Education about bike parking & micromobility options



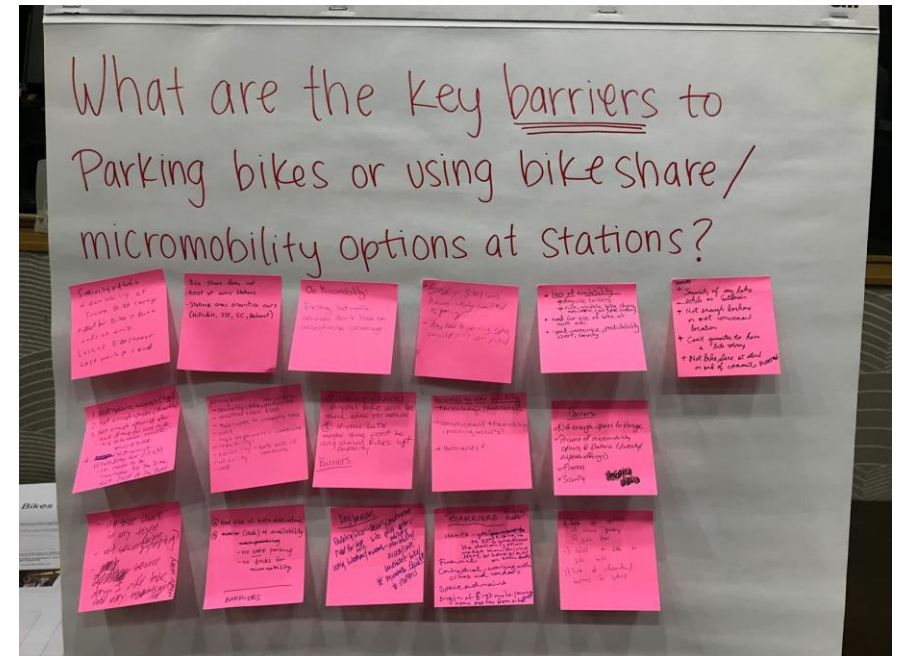
# Station Bike & Micromobility Activity - Barriers

## Summary of Micromobility Barriers:

- Low reliability/availability
- Lack of info about how to use

## Summary of Bike Parking Barriers:

- Fear of theft
- Lack of info about how to use
- Ease of paying for bike lockers
- Location of bike rack/locker spaces
- Lack of information about bike parking availability



# How this Informs Future Work

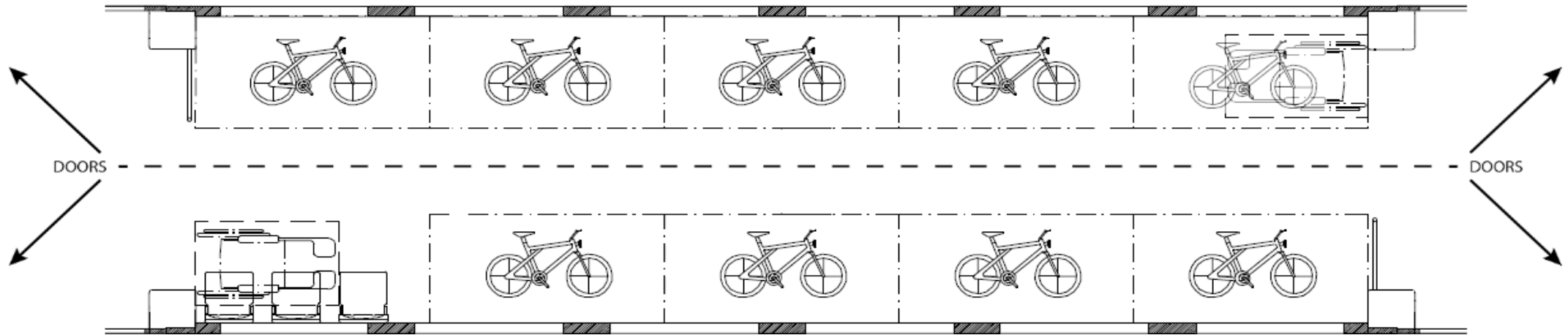
---

- Proximity to platforms
- Highly trafficked areas
- Lighting
- Low & no cost options
- Ease of payment
- Multiple options for parking and micromobility
- Coordination and partnerships
- Outreach, promotion & education

---

# *Electric Train Reconfiguration Activity*

# Current Electric Train Bike Car Configuration



- Bike car configuration is duplicated across two cars.
- Number Seats: 3 flips seats each car (6 total train)
- Number Bike Spaces: 36 each lower level car (72 total train)

# Reconfiguration Activity

**Goal:** Create opportunities to weigh in on bike security solutions that work for all riders

- **Small Groups:** Mix CAC and BAC members; public group
- **Interactive:** Groups receive set of train parts to arrange on bike and 7th car layouts to create two different configuration options
- **Report out** options to the larger group



# Joint Workshop: High Level Summary

---

- Items of note
  - Wide range of priorities
  - CAC/BAC groups landed on max 72 bikes or fewer in all options
  - Public group decided that bike capacity more important than seats next to bikes in two-car option. Many didn't want to be constrained to a three-car configuration.



# Joint Workshop: Reconfiguration Options

	TWO CAR TOTAL		THREE CAR TOTAL		Comments
	Seats	Bikes	Seats	Bikes	
<b>Group 1</b>	16	72	52	72	Focus: Keep existing 72 bikes, increase security by adding seats
<b>Group 2</b>	20*	70*	53*	72*	Bikes in middle of car increase security and help with loading/reduce dwell. For 3rd car, would rather lose seat than bike rack. Interested in legislation to allow charging for bringing a bike onboard
<b>Group 3</b>	64*	42*	76*	69*	Increase flexible use of space. Wanted to compromise on seat and bike space.
<b>Public</b>	8	80	34	92	Non-consensus if their two-car configuration actually increased security for bikes. Suggested security cameras w/mobile device viewing. Three-car focus on bike capacity. Some didn't want to be constrained to three cars.

\*Includes spaces that have bikes and seats in the same location. If someone sits in a seat, the bikes spaces will not be available.

---

## *Workshop Comments / Reflections*

# Workshop Questionnaire / Reflection

---

<b>Question</b>	<b>Yes</b>	<b>Somewhat</b>	<b>No</b>
Felt many riders would be well-served by bike parking improvements and bike share/micromobility programs	73%	27%	0%
Felt they had a better understanding of the elements, constraints and challenges that go into electric train bike car configuration after completing the workshop	73%	13%	13%
Felt the workshop gave an opportunity for them to share their viewpoints and concerns	60%	27%	0%

# Workshop Questionnaire / Reflection

---

“Very helpful and enlightening.”

“Felt that the problem addressed in the workshop was overly constrained.”

“Definitely learned how we're optimizing useability for all users, including cyclists demographic.”

“Public table was overloaded...too many cooks problem and an incomplete solution (that said this was a terrific exercise -- kudos to staff)”

“My priority would be to fit as many humans on board as possible and reduce dwell time as much as possible.”

---

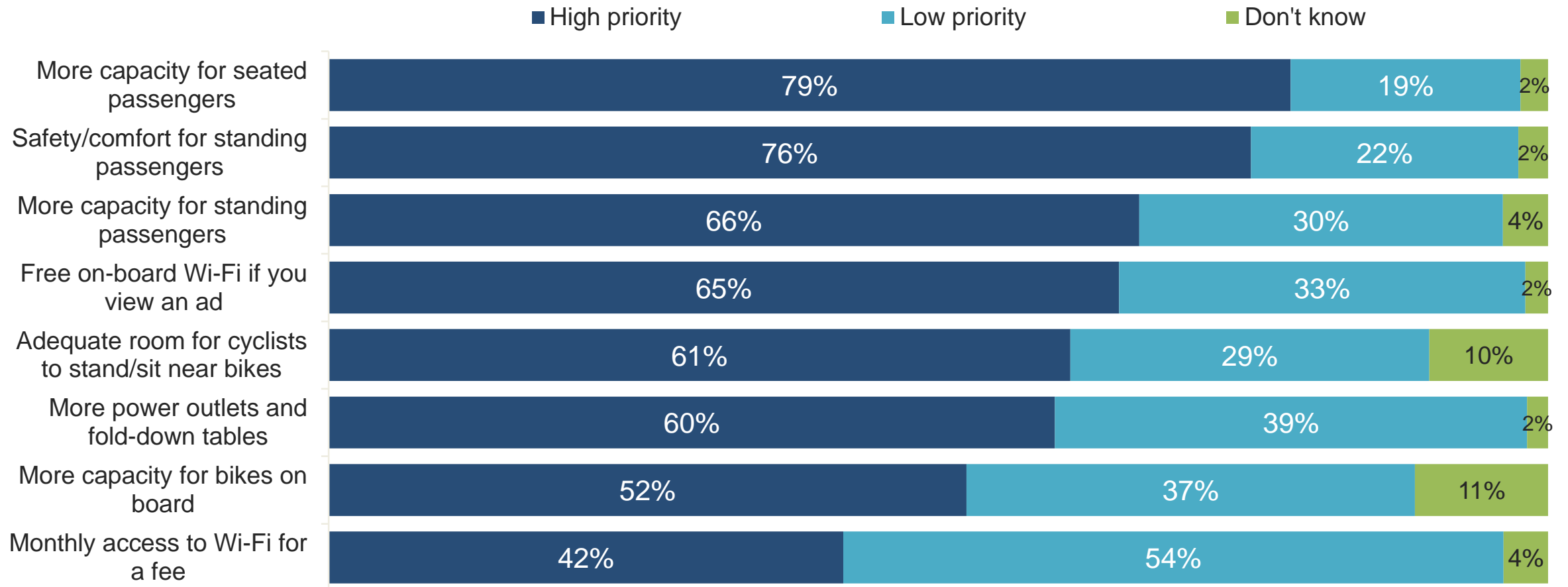
# Rider Survey

# Rider Survey

---

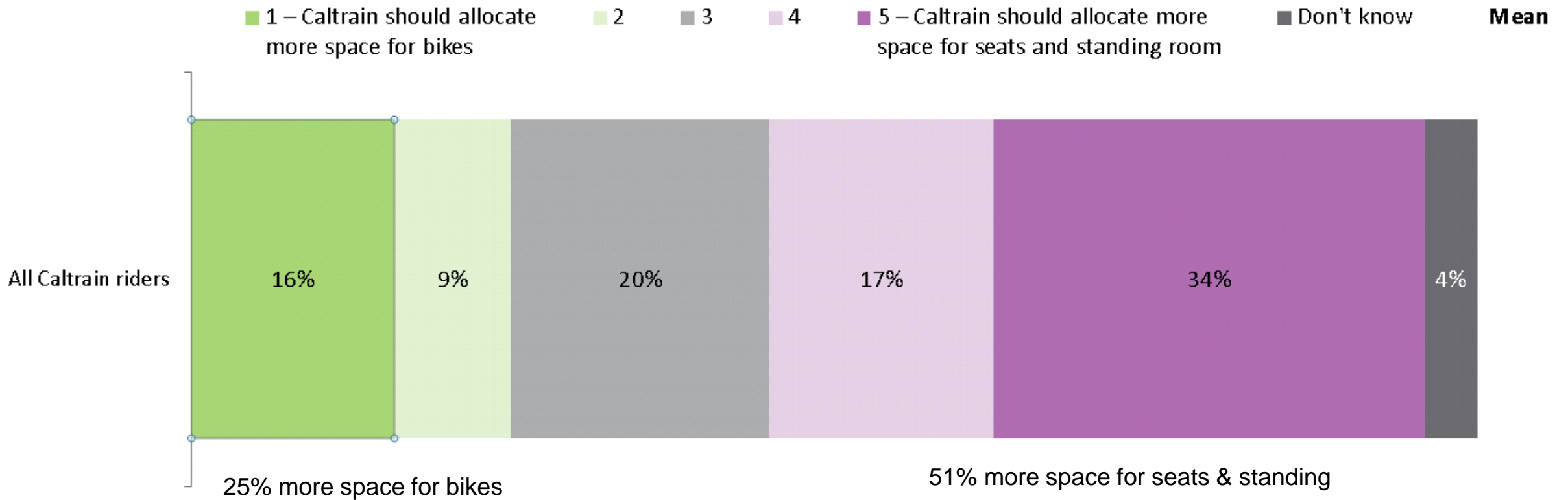
- Conducted February 21 – April 1, 2019
- Statistically accurate, overall margin of error  $\pm 2.3$  percentage points
- 1,817 interviews
- Web survey of those who ride Caltrain more than once every six months
- Surveys conducted by phone were done by trained, professional interviewers; landlines and mobile phones included
- Surveys offered in English, Spanish, Mandarin, and Vietnamese

# Riders Priority for New Electric Trains



- Q93=100. Caltrain is also planning to purchase new train cars in the near future. For

# Electric Train Allocation of Space

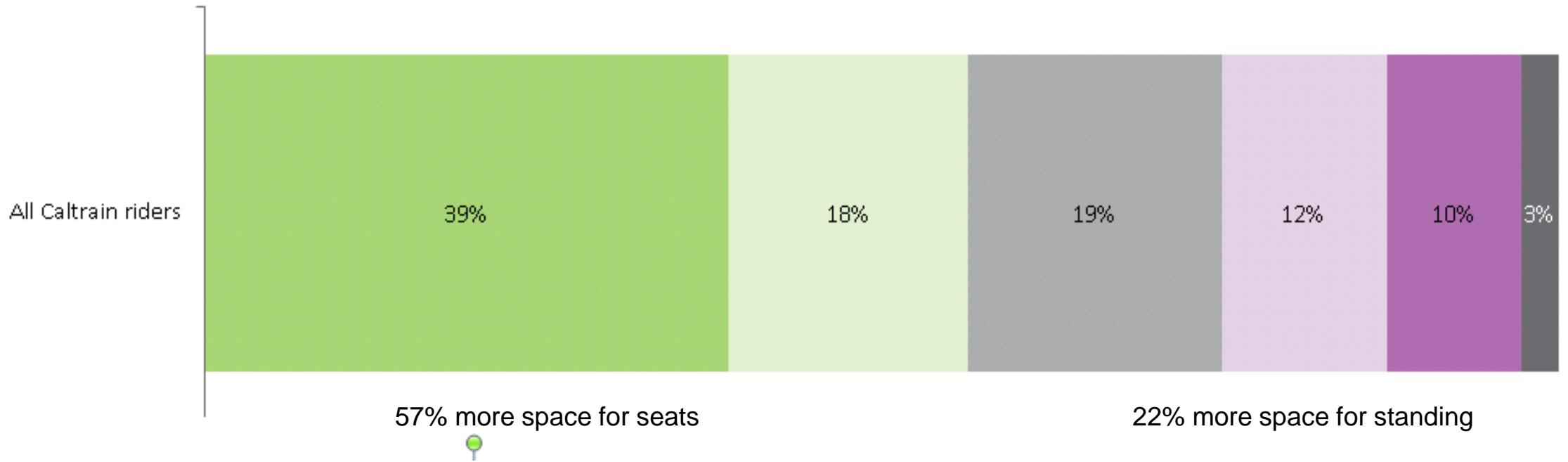


Q.101: Some people say Caltrain should allocate more space for bikes on board the trains, even if it leaves less space for riders, because allowing more bikes on the trains helps the environment and reduces traffic by taking more cars off the road. Other people say that Caltrain should allocate more space for seats and standing room, even if it means bikes sometimes get bumped, because commute hour trains are already overcrowded and accommodating as many passengers as possible is the best way to help the environment and reduce traffic by taking cars off the road.



# Electric Train Allocation of Space

■ 1 – New cars should have at least the same number of seats as current, even if it means little standing space    ■ 2    ■ 3    ■ 4    ■ 5 – New cars should allocate more space for standing, even if it means fewer seats    ■ Don't know



Q 102: Some people say Caltrain should make sure the new train cars have at least the same number of seats as the current ones, even if that means little space for standing passengers, because with many riders on the train for an hour or more they should have as many seats as possible to make the ride safe and comfortable. Other people say Caltrain should allocate more space for standing on the new train cars, even if that means fewer seats, because it would increase capacity while making it safer and more comfortable for people who end up having to stand.

---

# Funding

# Funding (for reconfiguration)

---

- Electrification project contingency
- TIRCP contingency
- FY20 Proposed Caltrain Capital Budget
  - \$72 million (bridge repair, loco overhaul etc) need (as of 5/2/19)
  - \$42 million identified in available funding sources (as of 5/2/19)
- Difficult priority decisions

---

# Staff Analysis & Draft Recommendation

# Staff Considerations

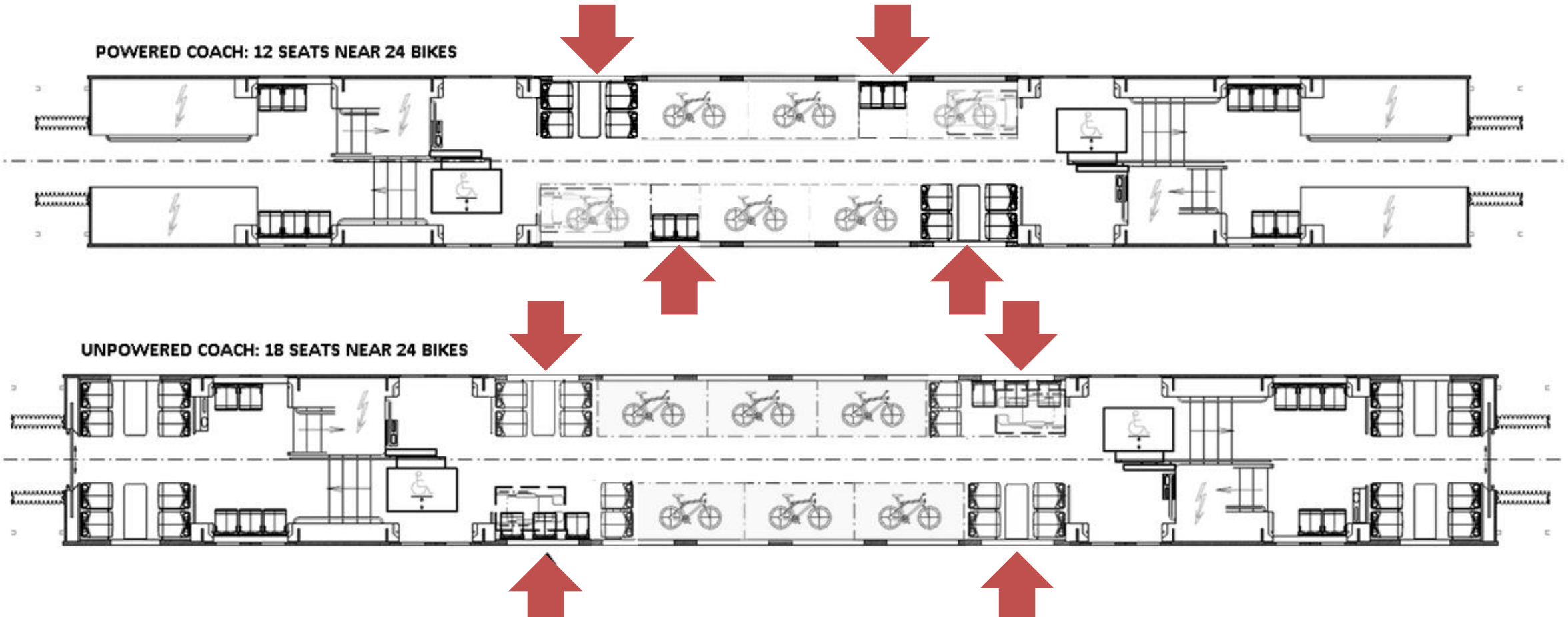
---

- Public input
- CAC/BAC Workshop (review of 2 car and 3 car configurations)
- Business plan information
- Survey
- Cost
- Operations (dwell times, circulation)
- Technical feasibility
- Minimize conflict among passengers
- Project schedule
- Change Management Board (funding partners) feedback
- Board feedback

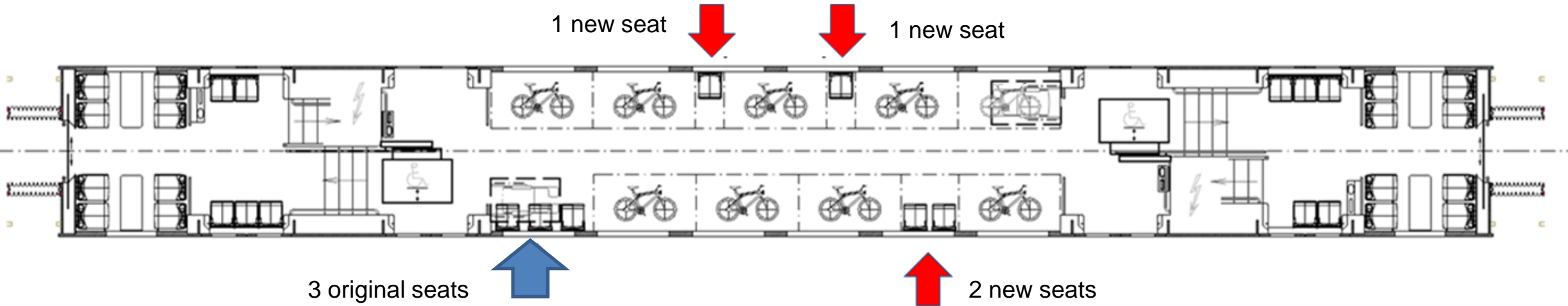
# 3-Car Option - Not recommended

- Maintain 72 bikes per train ■
- Address bike security concern, but not other considerations
- Total Seats: 669 (seats per bike car: 12-15)
- ~\$10m to implement
- **Prioritizes space for bikes over people**

↓ = Seat locations



# 2- Car Option - Recommended



- Maintain 72 bikes per train (17% increase in capacity over today\*)
- Address bike security concerns, add 8 additional seats in 2 bike cars and addresses other considerations
- Total Seats: 675 (seats per bike car: 7; total seats in the bike cars: 14)
- Costs ~\$1m to implement
- **Prioritizes space for people**

# Staff Draft Recommendation

---

- Commitment to spending at least \$3.5M towards bike station parking / micromobility improvements before start of electrified service
- Staff will pursue options to leverage additional resources to implement and manage bike station parking / micromobility improvements
- Maintain 72 bikes in two-cars but increase number of seats in bike cars to 14 total (original design was 6 seats total)
- Future increases to onboard bike capacity will be achieved through increased train frequency, not additional bike spaces



---

# Discussion