

Capital Programs Quarterly Progress Report FY22 – Q4

WPLP

August 24, 2022



Revised Capital Program

- Re-tooling Project Delivery – year in review
- Capital Program Quarterly Report: FY22 – Q4

Re-Tooling Project Delivery

- Goal
 - Stabilize rail organization to ensure appropriate resources are in place to **deliver the service vision**
 - Rebuild and strengthen team to create the technical capacity and capability to design, build and manage work with **excellence**

Re-Tooling Project Delivery

- Implementation
 - People
 - Tools and Reporting – manage what you measure
 - Organizational Development – strengthen the team
 - Delivery Tools

Re-Tooling Project Delivery

- Capital Program Year End Summary
 - Challenging projects re-set and opened for customer use
 - 25th Avenue Grade Separation
 - South San Francisco Station Improvement
 - Completed projects
 - Marin and Napoleon Bridge Replacement – 12.7% below budget
 - FY2019 Grade Crossing Improvements – 27% below budget
 - Mary Ave Traffic Signal Preemption – 47% below budget
 - Ticket Vending Machine Rehabilitation (Phase III) – on budget

Revised Capital Program

- Re-tooling Project Delivery
- **Capital Program Quarterly Report: FY22 – Q4**

Revised Capital Program Quarterly Report: FY22 – Q4




- Caltrain's Rail Development Capital Program **totals \$1.63 b**
 - **\$321.8 m Construction and project close out**
 - **\$1,310 m Design**
 - \$1,064 m Grade separations
 - \$151.4 m Bridges
 - \$14.6 m Grade crossings improvements
 - \$47.7 m ROW communications and signals
 - \$4.1m Fare collection
 - \$27.7 m Miscellaneous

Revised Capital Program Quarterly Report: FY22 – Q4

- Caltrain's Rail Development Team is currently managing **27 capital projects**
 - 16 in **Design**
 - 4 in **Bidding**
 - 6 in **Construction**
 - 1 in **Closing**
- **6 other** projects are in the planning and miscellaneous group

Revised Capital Program Quarterly Report: FY22 – Q4




- Key Performance Indicator Summary

Status Light	Safety	Schedule	Budget	Funding
 Green	100.0%	63.6%	100.0%	84.8%
 Yellow	0.0%	3.0%	0.0%	12.1%
 Red	0.0%	33.3%	0.0%	3.0%

(Percentage of projects in each status light by performance category)

Revised Capital Program Quarterly Report: FY22 – Q4

- Key Performance Indicator Summary




Status Light	Safety	Schedule	Budget	Funding
 Green	100.0%	63.6%	100.0%	84.8%
 Yellow	0.0%	3.0%	0.0%	12.1%
 Red	0.0%	33.3%	0.0%	3.0%

(Percentage of projects in each status light by performance category)

- Schedule KPI**
Significant area of the team's focus

Revised Capital Program Quarterly Report: FY22 – Q4

- Key Performance Indicator Summary – **FY22 Trends**




Status Light		Safety			
		Q1	Q2	Q3	Q4
	Green	100	100	100	100
	Yellow	0.0	0.0	0.0	0.0
	Red	0.0	0.0	0.0	0.0



**Steady
Performance**

Revised Capital Program Quarterly Report: FY22 – Q4

- Key Performance Indicator Summary – **FY22 Trends**




Status Light		Safety				Schedule			
		Q1	Q2	Q3	Q4	Q1	Q2	Q3	Q4
	Green	100	100	100	100	65.0	53.8	51.7	63.6
	Yellow	0.0	0.0	0.0	0.0	25.0	19.2	6.9	3.0
	Red	0.0	0.0	0.0	0.0	10.0	26.9	41.4	33.3



**Remains an area of
significant focus**

Revised Capital Program Quarterly Report: FY22 – Q4

- Key Performance Indicator Summary – **FY22 Trends**




Status Light		Safety				Schedule				Budget			
		Q1	Q2	Q3	Q4	Q1	Q2	Q3	Q4	Q1	Q2	Q3	Q4
	Green	100	100	100	100	65.0	53.8	51.7	63.6	95.0	92.3	96.6	100
	Yellow	0.0	0.0	0.0	0.0	25.0	19.2	6.9	3.0	0.0	3.8	3.4	0.0
	Red	0.0	0.0	0.0	0.0	10.0	26.9	41.4	33.3	5.0	3.8	0.0	0.0



**Steady
Improvement**

Revised Capital Program Quarterly Report: FY22 – Q4

- Key Performance Indicator Summary – **FY22 Trends**

Status Light		Safety				Schedule				Budget				Funding			
		Q1	Q2	Q3	Q4	Q1	Q2	Q3	Q4	Q1	Q2	Q3	Q4	Q1	Q2	Q3	Q4
	Green	100	100	100	100	65.0	53.8	51.7	63.6	95.0	92.3	96.6	100	80.0	76.9	82.8	84.8
	Yellow	0.0	0.0	0.0	0.0	25.0	19.2	6.9	3.0	0.0	3.8	3.4	0.0	15.0	15.4	13.8	12.1
	Red	0.0	0.0	0.0	0.0	10.0	26.9	41.4	33.3	5.0	3.8	0.0	0.0	5.0	7.7	3.4	3.0

Steady
Improvement
Caltrain
14

Revised Capital Program Quarterly Report: FY22 – Q4

- Program Trend Summary for Projects in Planning, Design, or Construction

Status Changes	Projects	Pct. Projects
All green	11	33.3%
Improved	7	21.2%
Got worse	3	9.1%
Stayed the same (except all green)	12	36.4%
Total Projects	33	

Revised Capital Program Quarterly Report: FY22 – Q4

- Program Trend Summary for Projects in Planning, Design, or Construction

Status Changes	Projects	Pct. Projects
All green	11	33.3%
Improved	7	21.2%
Got worse	3	9.1%
Stayed the same (except all green)	12	36.4%
Total Projects	33	

- Mitigation plans** being implemented
- Some projects have been **re-baselined** with changed conditions

Revised Capital Program Quarterly Report: FY22 – Q4

- Program Trend Summary for Projects in Planning, Design, or Construction

Status Changes	Projects	Pct. Projects
All green	11	33.3%
Improved	7	21.2%
Got worse	3	9.1%
Stayed the same (except all green)	12	36.4%
Total Projects	33	

- Mitigation plans** being implemented
- Some projects have been **re-baselined** with changed conditions

Revised Capital Program Quarterly Report: FY22 – Q4

- Program Summary – **FY22 Trends**

Status Change				
	Q1	Q2	Q3	Q4
All green	5	9	8	11
Improved	4	1	4	7
Got Worse	6	7	8	3
Stayed the same	3	5	9	12
Total Projects	18	22	29	33

← **Improved performance**
More projects with all green status

Revised Capital Program Quarterly Report: FY22 – Q4

- Program Summary – **FY22 Trends**

Status Change				
	Q1	Q2	Q3	Q4
All green	5	9	8	11
Improved	4	1	4	7
Got Worse	6	7	8	3
Stayed the same	3	5	9	12
Total Projects	18	22	29	33



Improved performance

Steady progress on improving project performance against KPI's

Revised Capital Program Quarterly Report: FY22 – Q4

- Program Summary – **FY22 Trends**

Status Change				
	Q1	Q2	Q3	Q4
All green	5	9	8	11
Improved	4	1	4	7
Got Worse	6	7	8	3
Stayed the same	3	5	9	12
Total Projects	18	22	29	33

← **Stabilize performance**

Minimize increasing variances from baseline performance metrics

Revised Capital Program Quarterly Report: FY22 – Q4

- Program Summary – **FY22 Trends**

Status Change				
	Q1	Q2	Q3	Q4
All green	5	9	8	11
Improved	4	1	4	7
Got Worse	6	7	8	3
Stayed the same	3	5	9	12
Total Projects	18	22	29	33

← **Tracking Improved**

Added projects for tracking and reporting to measure performance against KPI's

Revised Capital Program Projects with **Mitigation Plans**

	Project	Planned Date	Description
✓	Ticket Vending Machine Rehabilitation	Implemented	Recovered from supply chain delays
✓	Clipper Next Generation Validator Site Preparation	Implemented	Recovered from contractor submittal delays
	San Mateo Replacement Parking Track	6/28/2023	CTC allocation of Caltrain's FY23 LPP funding

Revised Capital Program

Projects to Re-Baselined: Near Term

Project	Planned Date	Description
✓ Guadalupe River Bridge Replacement - Extension	Implemented	Updated schedule. Budget for construction to follow
✓ 25 th Avenue Grade Separation	Implemented	Updated schedule for extended closeout period
Automatic Passenger Counter 4 th and King Station	July 2022	Update schedule for closeout
✓ Burlingame Broadway Grade Separation	Implemented	Implemented Value Engineering
✓ Churchill Ave Grade Crossing	Implemented	Updated schedule: City's design approved by CPUC
San Francisquito Creek Bridge Replacement	July 2022	Adopt alternative analysis recommendation
San Mateo Grade Crossing Improvements	July 2022	Completion of city led final design package
Broadband Wireless Communication System	October 2022	Update schedule/budget at contract award

Revised Capital Program

Projects to Re-Baselined: Future

Project	Planned Date	Description
CCF BCCF Virtualization	September	With FY23 Construction funding approval - approved
Rengstorff Grade Separation	TBD	Approval of Cooperation Agreement for final design
Whipple Avenue Grade Separation	TBD	Approval of next phase by local jurisdiction

Revised Capital Program Projects in **Closeout** with Variances

Project	Planned Date	Description
South San Francisco Station Improvements	NA	Extended closeout period – nearing completion
Marin and Napoleon Bridge Replacement	NA	Extended closeout period – nearing completion
✓ Mary Avenue Traffic Signal Preemption	Implemented	Delayed supply chain material arrived – nearing completion

Next steps:

- Final Phase/Gate approval from Management Committee - report on project metrics
- Conduct lessons learned
- Remove project from Quarterly Report

Revised Capital Program Quarterly Report: FY22 – Q4

Table S3. Individual Projects

Project Number	Title	Safety		Schedule		Budget		Funding		Page
		Q3	Q4	Q3	Q4	Q3	Q4	Q3	Q4	
CONSTRUCTION/IMPLEMENTATION										
Grade Separations										
002088	25th Avenue Grade Separation	●	●	●	●	●	●	●	●	7
Stations										
002146	South San Francisco Station Improvement	●	●	●	●	●	●	●	●	13
ROW Communications & Signals										
100278	Mary Avenue Traffic Signal Preemption	●	●	●	●	●	●	●	●	20
Fare Collection										
100240	Ticket Vending Machines (TVM) Rehab	●	●	●	●	●	●	●	●	25
Miscellaneous										
100430	CCF BCCF Virtualization	●	●	●	●	●	●	●	●	31
100445	Automatic Passenger Counters at San Francisco 4th & King Station	●	●	●	●	●	●	●	●	35

Questions

FOR MORE INFORMATION

WWW.CALTRAIN.COM

