

# Capital Programs Quarterly Progress Report FY23 – Q4

TOPS Committee

August 30, 2023



# Capital Program

## FY23 Year in Review Summary

- Significant progress made advancing work thru the **project lifecycle**
  - We **plan** the work - to **design** it
    - We **design** the work - to **build** it
      - We **build** the work - to **operate** it for generations to come

# Capital Program FY23 Year in Review Summary

- **Very active planning pipeline – significant work on the horizon**
  - Developing or executed Service Agreements
    - **Menlo Park**
      - Middle Ave Undercrossing
      - Grade Separations at Glenwood, Oak Grove and Ravenswood
    - **Palo Alto**
      - Technical review for grade separations at Meadow, Charleston and Churchill
    - **Sunnyvale**
      - Bernardo Ave undercrossing
      - Mary Ave grade separation

# Capital Program FY23 Year in Review Summary

- **5 new projects were added**
  - San Francisquito Creek North Bank Restoration
  - San Francisquito Creek Bridge Acoustic Monitoring
  - MS4 Trash Management
  - 22<sup>nd</sup> Ave Street ADA Improvements
  - Level Boarding Roadmap (study)

# Capital Program FY23 Year in Review Summary

- 5 grade separation projects in **design** making **significant progress**
  - South Linden Ave and Scott Street - awarded **preliminary engineering** contract
  - Broadway Burlingame – completed 65%, selected **CMGC** construction method
  - Rengstorff - issued **final design** RFP, selected **CMGC** construction method
  - Mountain View Transit Center - completed 65% design, awarded **CMGC** contract

# Capital Program FY23 Year in Review Summary

- **4 projects ready for construction in near future**
  - San Francisquito Creek North Bank Restoration
  - San Mateo Replacement Parking Track
  - Mini-High Platforms
  - Verizon Sink Hole Repair San Jose

# Capital Program FY23 Year in Review Summary

- **12 projects moved from design into construction / implementation**
  - Guadalupe River Bridge Replacement and Extension
  - Bayshore Station Overpass Pedestrian and Bridge Rehabilitation
  - Level Boarding Roadmap (Study)
  - Grade Crossing Safety Improvements at Watkins, Churchill, 4<sup>th</sup> and 5<sup>th</sup> in San Mateo
  - Broadband Wireless Communication System
  - Migration to Digital Voice Radio System
  - Next Generation Visual Message Signs
  - Ticket Vending Machine Rehab – Phase 5
  - MP-36 Locomotive Mid-life Overhaul
  - Communication System SOGR

# Capital Program FY23 Year in Review Summary

- **6 projects moved from construction into closeout**
  - Marin and Napoleon Bridge Replacement
  - Mary Ave Traffic Signal Preemption
  - 25<sup>th</sup> Ave Grade Separation
  - South San Francisco Station Improvement
  - Clipper Next Generation Validator Site Preparation
  - Caltrain Fiber Connectivity to Passenger Stations and Digital Voice



# Capital Program FY23 Year in Review Summary

- **5 projects are being retooled with deferred FY24/25 funding**
  - FY21-22 Grade Crossing Improvements
  - Predictive Arrival / Departure System (PADS) Replacement
  - Enterprise Asset Management (EAM) System
  - Update and Upgrade GIS System
  - CCTV Study – assessment implementation




# Capital Program

## Quarterly Report: FY23 – Q4

- Caltrain's Design and Construction Team managing **30 capital projects**
  - 12 in **Design**
  - 0 in **Bidding**
  - 14 in **Construction / Implementation**
  - 4 in **Closeout**
- **6 other** projects are in the planning phase
- **5 deferred** from insufficient FY24/25 Funding, evaluating path forward
- Total value of managed portfolio **\$1.6B** (excluding planning)

# Capital Program Quarterly Report: FY23 – Q4




- Key Performance Indicator Summary

Status Light	Safety	Schedule	Budget	Funding
 Green	100.0%	66.7%	94.4%	97.2%
 Yellow	0.0%	11.1%	0.0%	2.8%
 Red	0.0%	22.2%	5.6%	0.0%

(Percentage of projects in each status light by performance category)

# Capital Program Quarterly Report: FY23 – Q4

## ■ Key Performance Indicator Summary

Status Light	Safety	Schedule	Budget	Funding
 Green	100.0%	66.7%	94.4%	97.2%
 Yellow	0.0%	11.1%	0.0%	2.8%
 Red	0.0%	22.2%	5.6%	0.0%

(Percentage of projects in each status light by performance category)

### Schedule KPI

Continue area of focus

- 3 improved
- 6 slipped

Non-green in all phases

- 4 planning
- 2 design
- 4 construction
- 2 closeout

# Capital Program Quarterly Report: FY23 – Q4

- Program **Trend** Summary for Projects in Planning, Design, or Construction

Status Changes	Projects	Pct. Projects
All green	20	55.6%
Improved	4	11.1%
Got worse	6	16.7%
Stayed the same (except all green)	6	16.7%
<b>Total Projects</b>	<b>36</b>	

# Capital Program Quarterly Report: FY23 – Q4

- Program Trend Summary for Projects in Planning, Design, or Construction

Status Changes	Projects	Pct. Projects
All green	20	55.6%
Improved	4	11.1%
Got worse	6	16.7%
Stayed the same (except all green)	6	16.7%
<b>Total Projects</b>	<b>36</b>	

## Program level trends

Mixed results

- 4 improved
- 6 slipped
- Nearly all related to schedule gains and losses

# Capital Program Quarterly Report: FY23 – Q4

- Program Trend Summary for Projects in Planning, Design, or Construction

Status Changes	Projects	Pct. Projects
All green	20	55.6%
Improved	4	11.1%
Got worse	6	16.7%
Stayed the same (except all green)	6	16.7%
<b>Total Projects</b>	<b>36</b>	

## 6 schedules increased

### Construction

- TVM Phase 5
- MP-36 overhaul

### Design

- Mini-high platforms

### Planning

- Middle Ave

### Closeout

- South San Francisco
- 25<sup>th</sup> Ave



# Capital Program Quarterly Report: FY23 – Q4

Caltrain - Quarterly Status Report

April-June 2023

Table S3. Individual Projects

Project Number	Title	Safety		Schedule		Budget		Funding		Page
		Q3	Q4	Q3	Q4	Q3	Q4	Q3	Q4	
<b>CONSTRUCTION/IMPLEMENTATION</b>										
<b>ROW Bridges</b>										
002113	Guadalupe River Bridges Replacement and Extension	●	●	●	●	●	●	●	●	7
100439	Bayshore Station Overpass Pedestrian Bridge Rehab	●	●	●	●	●	●	●	●	14
<b>Stations</b>										
100761	Level Boarding Roadmap (Study)		●		●		●		●	20
<b>ROW Grade Crossings</b>										
100426	Churchill Avenue Grade Crossing	●	●	●	●	●	●	●	●	24
100522	Watkins Ave Grade Crossing Safety Improvements	●	●	●	●	●	●	●	●	27
100566	San Mateo Grade Crossing Improvements	●	●	●	●	●	●	●	●	30
<b>ROW Communications &amp; Signals</b>										
100403	Broadband Wireless Communications System	●	●	●	●	●	●	●	●	34
100432	Migration to Digital Voice Radio System	●	●	●	●	●	●	●	●	37
100449	Next Generation Visual Messaging Sign (VMS)	●	●	●	●	●	●	●	●	40
100572	Communication System SOGR	●	●	●	●	●	●	●	●	43

Portion shown here

Full report on Caltrain's web site



# Questions

FOR MORE INFORMATION

[WWW.CALTRAIN.COM](http://WWW.CALTRAIN.COM)

