

# CALTRAIN SAFETY PERFORMANCE DASHBOARD

April 24, 2024

TOPS Committee



# Overview

- Safety – First and Always is Caltrain's #1 Core Value
- Safety Culture Enhancements
- Caltrain Safety Dashboard
- Grade Crossings
- Tree Removal
- Partnering/Outreach

# Safety Culture

- Created **Safety – First and Always** as our primary core value
- Safety Moments at all Caltrain meetings and briefings
- New Safety Champions recruited + Safety Leaders recognition
- Safety Concern Reporting well utilized
- CPR training
- Focus on – Safety Communication/Messaging
- Risk Based Decision Making/Assessments

*New email signature:*



	Severity			
Frequency of Occurrence	1 Catastrophic	2 Critical	3 Marginal	4 Negligible
(A) Frequent	1A	2A	3A	4A
(B) Probable	1B	2B	3B	4B
(C) Occasional	1C	2C	3C	4C
(D) Remote	1D	2D	3D	4D
(E) Improbable	1E	2E	3E	4E

# Safety Moments

## Why are they Important?

- **Safety – First and Always** is our primary core value
- Our Commitment to a Strong Safety Culture
- Demonstrates we care about each other
- Focuses our attention on the hazards around us
  - Hazards exist at work and at home
  - Ensure we take precautions to work and live safely
- **A Moment** - to ensure we are safely focused on the task or day ahead
- **A Moment** - to ensure everyone goes home safely everyday



**Think, work, live safe**  
FIRST AND ALWAYS



# Injuries

Days Without a Reportable Injury as of 4/10/2024		
<u>Department</u>	<u>Days Without Injury</u>	<u>Date of Last Injury</u>
OPS	159	11/3/2023
MOE	52	2/18/2024
MOW	56	2/14/2024
OTHER	1,414	5/27/2020

Month	Monthly Reported Injury Ratio	Cumulative Reported Injury Ratio (CY2024)
March	0.00	2.23

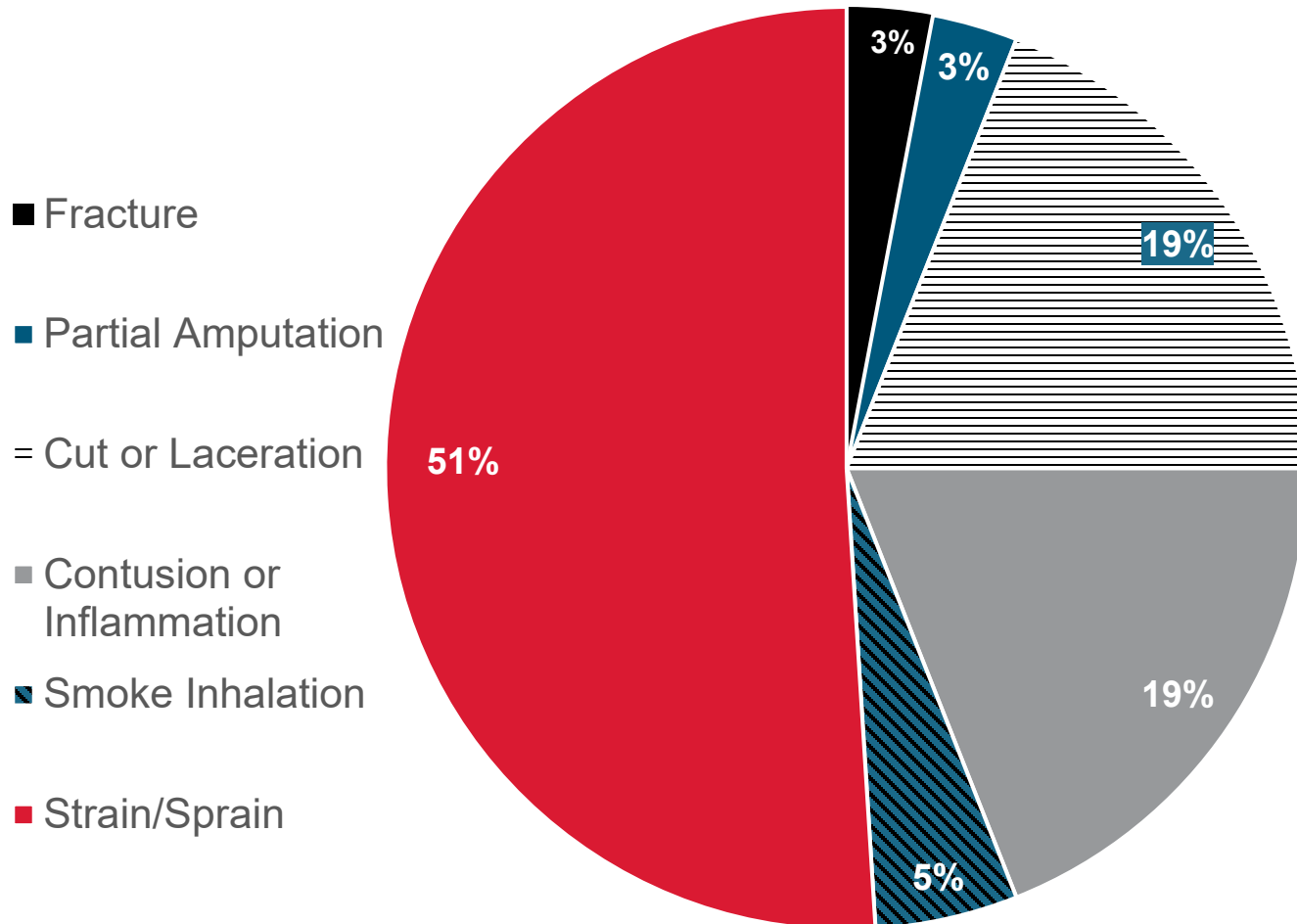
Monthly Injury Ratio is calculated by:  $(\text{Monthly Man-Hours}/\text{\#Incidents})/200,000$

Cumulative Ratio YTD is Calculated by:  $(\text{YTD Man-Hours}/\text{YTD \#Incidents})/200,000$

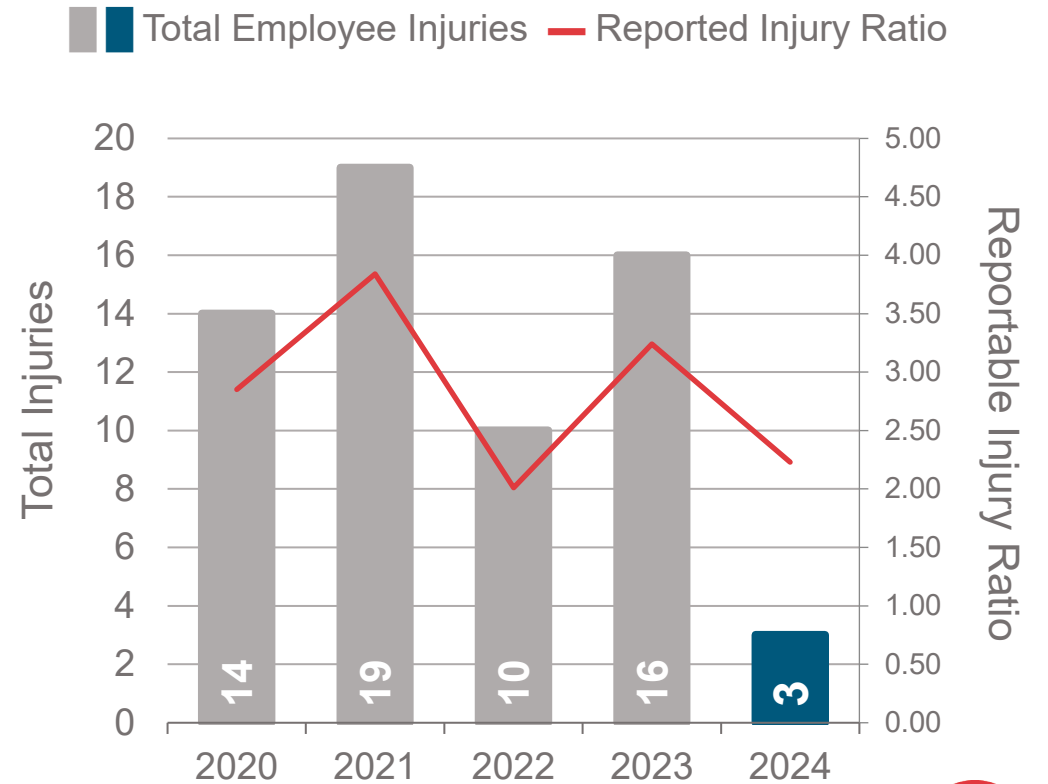


# Reportable Injuries

## Types of Injuries CY2020 - CY2024



## Employee Injuries, Reportable Injury Rate by Year

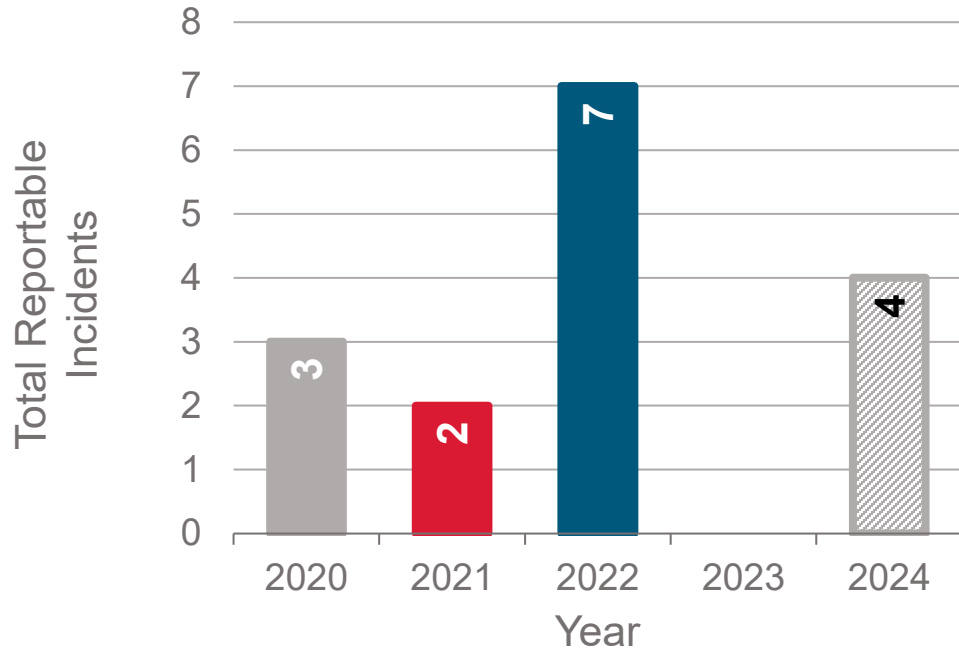


The national average RIR is 3.0 across all industries, per the U.S. Bureau of Labor Statistics.

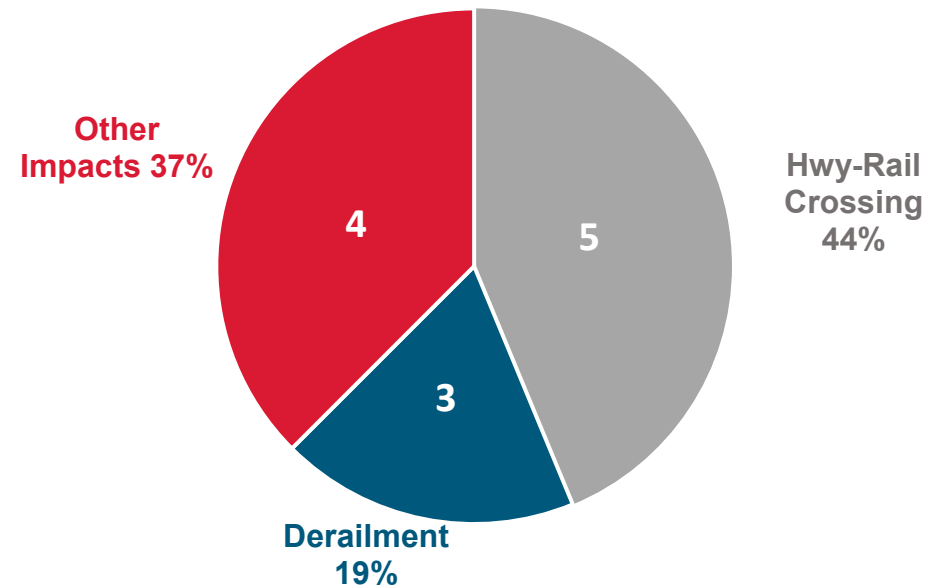


# Accidents/Incidents

## Reportable Rail Equipment Incidents YoY CY2020 – CY2024

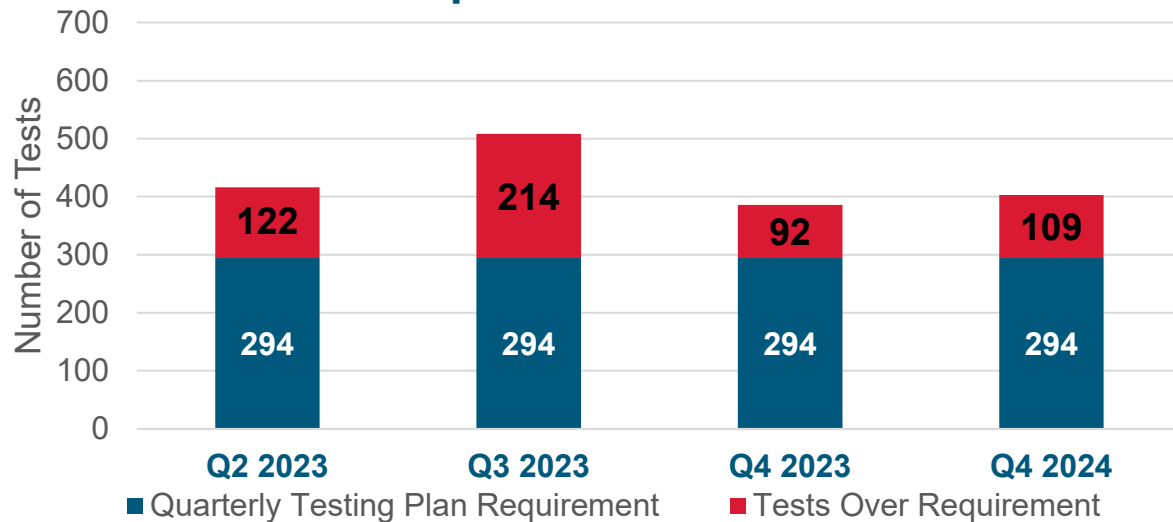


## Reportable Rail Equipment Incidents CY2020 - CY2024



# Efficiency Testing

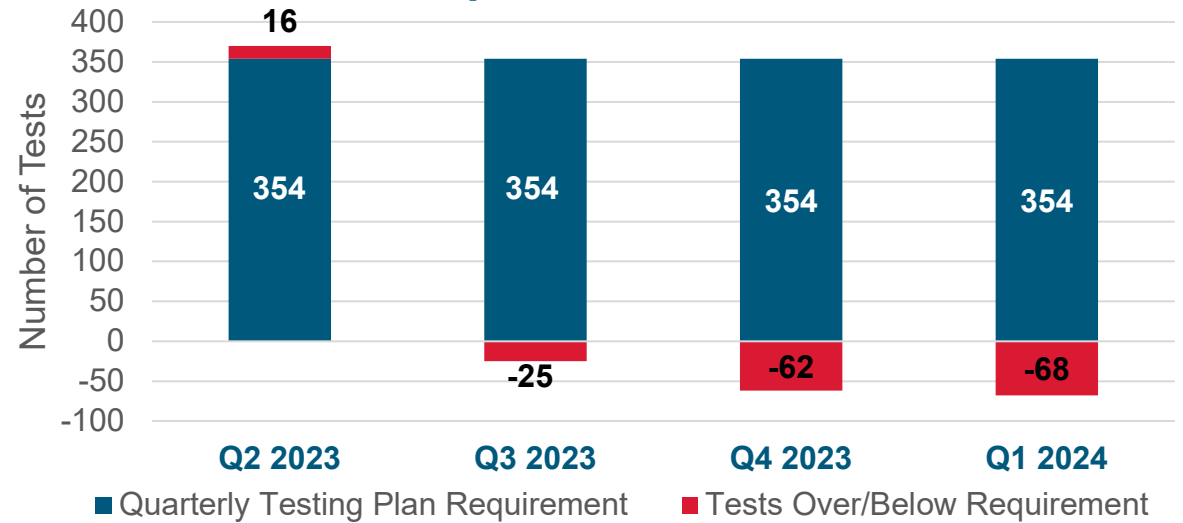
## Operations Core Program Tests Completed vs. Quota



### Operations Testing Requirements:

- Flags
- Trains/Engines/Cars Left Unattended
- Speed Requirements
- Delayed in the Block
- Communication of Signals
- Block Signal Drop
- Running Brake Test
- Conduct Proper Job Briefing

## MOE Core Program Tests Completed vs. Quota



### MOE Testing Requirements:

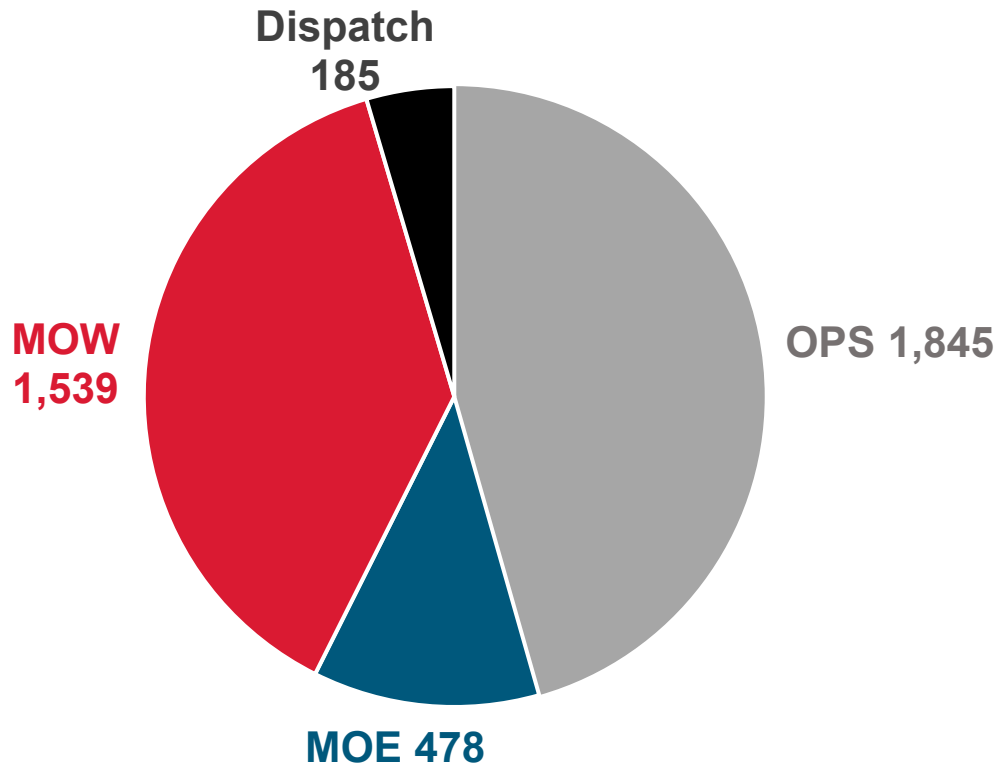
- Separation During Travel and Work
- Multiple Work Groups Using Same Authority
- Protection of Track, Car, Men, or Machines
- Blue Signal MOE
- Crossing Warning Devices





# Employee Engagements

## Employee Engagement Across Safety Events 2023



## Safety Week & Summer Spike 2024

Scheduled to begin May 6<sup>th</sup> through May 10<sup>th</sup>

The 5-day event consists of one engagement topic each day:

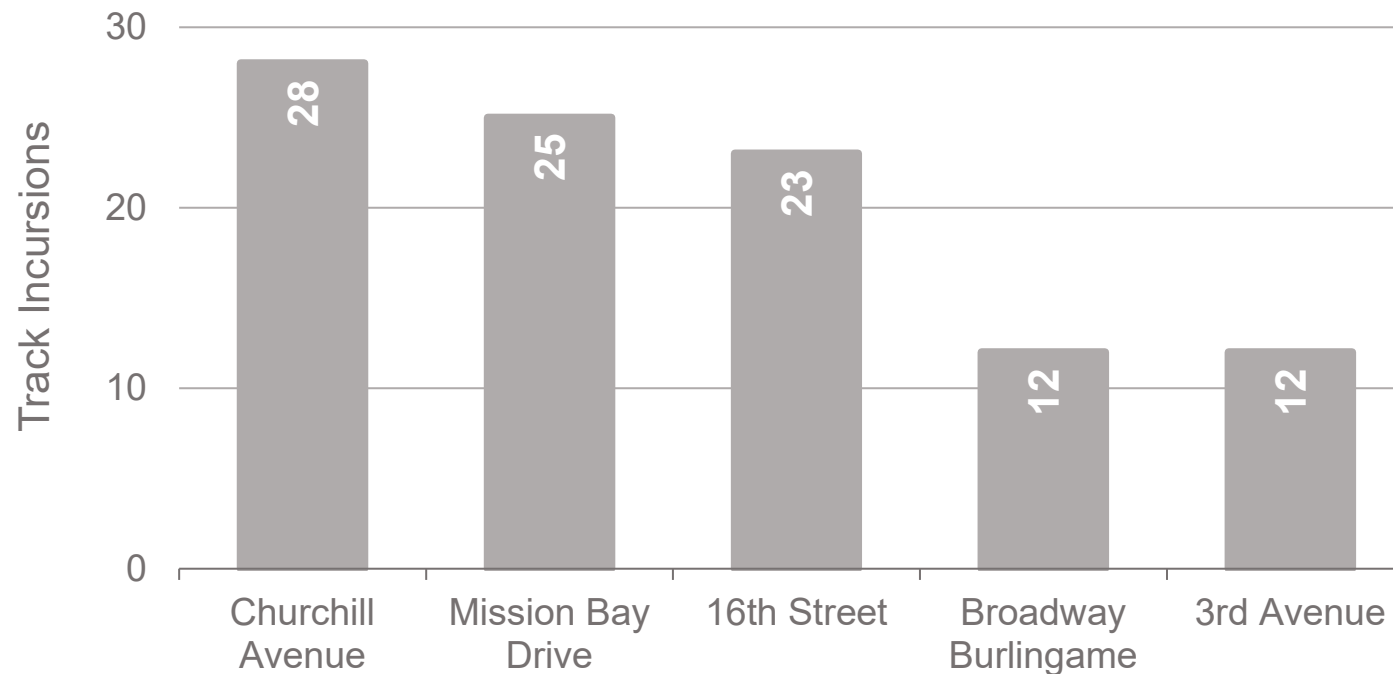
- Monday: Driving Personal Ownership
- Tuesday: Encourage and Welcome New Ideas
- Wednesday: Embracing Every Voice
- Thursday: Strengthen Our Culture
- Friday: Thank You for Using Your Voice

The theme of Safety Week 2024 is **Value Every Voice**.

# Vehicle Track Incursions

- There are currently 71 'at-grade' crossings along the Caltrain corridor
- Over half of the 189 vehicle track incursions since 2020 have occurred at 5 grade crossings
- The following slides highlight Caltrain's efforts to enhance safety at crossings

Vehicle Track Incursions by Crossing, CY2020 to Present

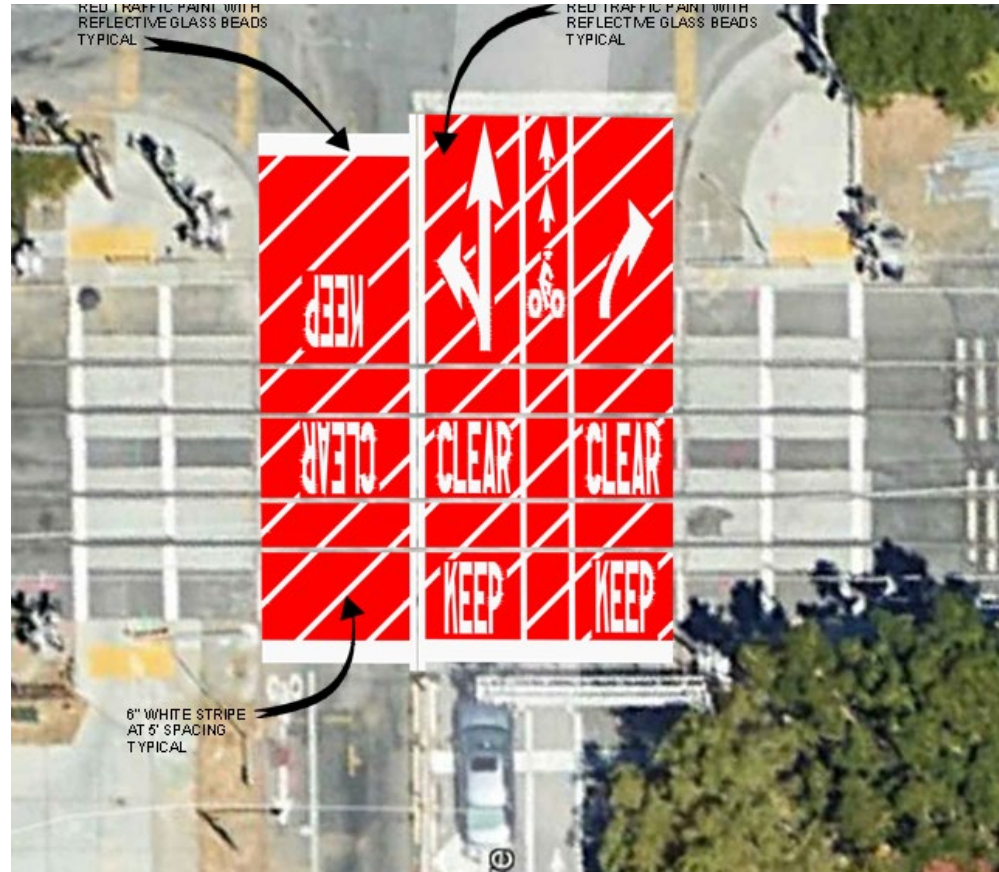


# Grade Crossing Enhancements

- Pavement Markings
- Solar Lane Markers
- Delineators
- Signage
- Lighting
- Technology – CCTV, Intrusion, Alert Integration
- Scheduled improvements and separations


# Grade Crossing Enhancements

## *Pavement Markings*



# Grade Crossing Enhancements

*Markers, delineators, signage and lighting*



# Grade Crossing Enhancements


## *Pursuing Technology*

- CCTV
- Video Analytics – proximity, license plate recognition, etc.
- Analysis and Alert
- Intrusion
- GPS Application Enhancement Discussions
- See Something, Say Something

# Grade Crossing Enhancements

## *Technology - Intrusion*

- Pilot Testing at high-risk crossings
- LIDAR
- CCTV
- Analysis and Alert
- Forensic
- Future Integration potential



# Fencing and Barriers

- Full alignment risk assessment beginning
  - Right of Way
  - Points of Entry
  - Tunnels
  - Stations, etc.
- PCEP and general fencing repairs continuing (risk based)
- Multiple fence funding sources/projects
- Fence replacement project – Palo Alto



# Tree Removal Update

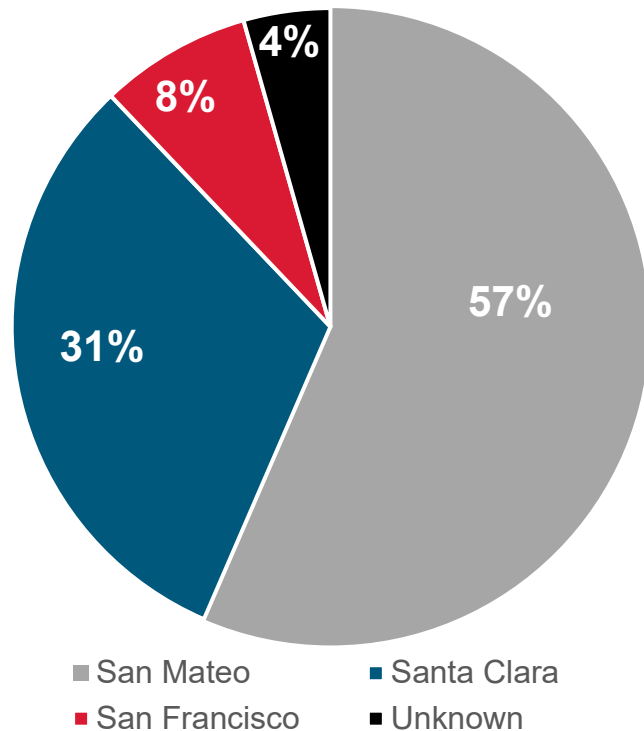
- Over 700 trees will be removed or pruned (primarily Burlingame)
- 100 high risk trees to be removed in Burlingame/Millbrae (summer)
- Caltrain removing 93 high risk trees on ROW (in process)
- Corridor wide assessments on-going with cities
- Focus is Eucalyptus/Gum/Acacia
- Caltrain Tree Removal Policy in development

# Community Partnering and Outreach

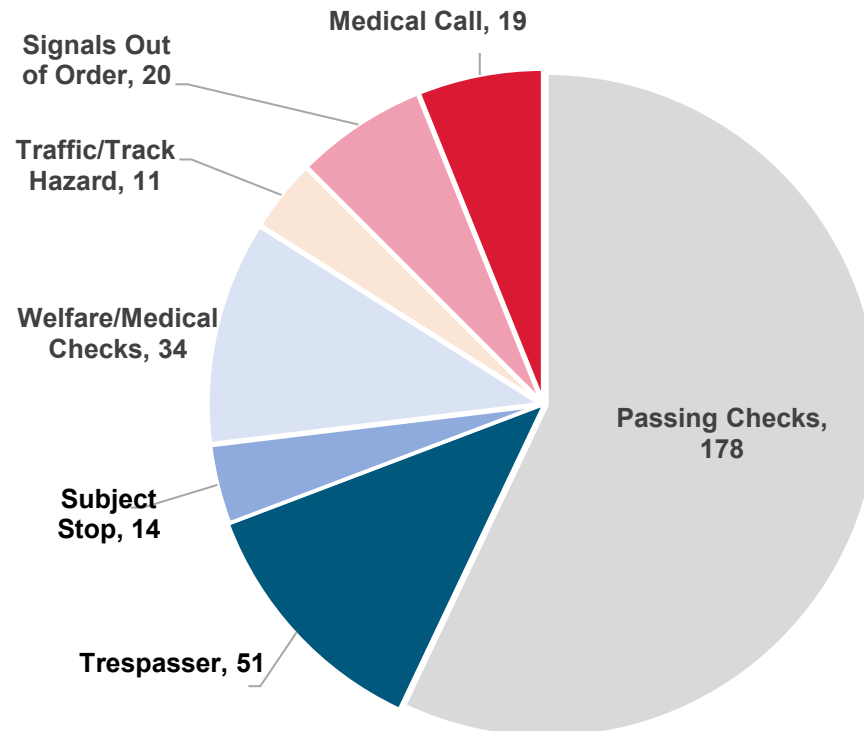
- City of Palo Alto
- City of Burlingame
- Reaching out to other cities
- Regional Trespasser/Suicide Prevention Partnership
- Operation Lifesaver
- GPS App Companies
- Residential/ Grade Crossing/ School Outreach continues
- Electric Train Environment Communication

# Transit Police Calls for Service

**Calls for Service by County  
March 2024**



**Number of Calls by Category  
March 2024<sup>1</sup>**



**March 2024 Service Call Data**

Overall Average Response Time: **19:40**

Average Response Time for **Priority 1\***: **16:39**

Average Response Time for **Priority 2\*\***: **15:06**

\*Priority 1 Calls: *In Progress – Crimes Against Persons*

\*\*Priority 2 Calls: *Just Occurred – Crimes Against Persons/ In Progress – Property Crimes*

*Footnote 1: Total calls for service totaled 439 in March across 18 categories. The pie chart shows the top 7 categories representing 312 calls or 71% of the total.*



# Safety Card

## **CALTRAIN IS NOW ELECTRIC!**

The new electric train system can be ***dangerous and even life-threatening***

See something unsafe?

**Call 1.877.SAF.RAIL**  
(1.877.723.7245)

For any emergency on Caltrain, to report suspicious activity, or if you see a damaged electrical wire.

24/7 Suicide and Crisis Lifeline:

**Call or Text 988**

Social Services Hotline:

**Call 211**

[caltrain.com/safety](https://caltrain.com/safety)



## **STAY SAFE BY KNOWING THESE SIMPLE SAFETY TIPS:**

### **CALTRAIN IS ENERGIZED:**

The Caltrain system is now electric. Wires and ground cables carry 25,000 volts of electricity and can be dangerous. **Never approach or touch overhead wires or equipment with things like ladders, antennas, and most importantly, yourself!**

### **ALWAYS EXPECT A TRAIN:**

New electric trains are quieter and faster than you think. They can run on any track, at any time, from either direction. Stay safe and stay off the tracks.

### **CROSS ONLY AT DESIGNATED CROSSINGS:**

The only safe place to cross tracks is at designated public crossings with a crossbuck, flashing red lights or a gate. Crossing anywhere else is illegal.



# See Something, Say Something

Do your part to keep the rails safe! **Call Transit Police at 1.877.SAF.RAIL (1.877.723.7245) immediately** to report any unsafe situation or suspicious activity, such as children playing near the tracks or people hanging out along the right of way.

Save the number in your cell phone for quick and easy access.

**Caltrain**  
*Safe*



# Questions/Comments?

FOR MORE INFORMATION

[WWW.CALTRAIN.COM](http://WWW.CALTRAIN.COM)

