



Capital Program

Quarterly Status Report and DBE Status Report



4th Quarter Fiscal Year 2024 (April to June 2024)

Prepared for the September 05, 2024 Caltrain Board Meeting

Summary

Projects in Focus

Concerning (projects with red status lights)

1. 002113 - Guadalupe River Bridges Replacement and Extension

-Schedule - To adapt the project's construction approach to align with new environmental permits, prior environmental permits must be amended for overall consistency. The resulting construction approach, allowable work hours, timelines for amended permits, and resulting project schedule are the subject of ongoing discussions with environmental permitting authorities. At this time, it is apparent that project completion will be delayed. JPB staff will continue to work with environmental permitting authorities to determine the revised project approach and will provide an updated schedule to the Board.

-Budget - Based on preliminary forecasts, the environmental permitting challenges above are likely to result in cost increases in excess of the current approved project budget. Anticipated drivers of cost increases are construction delays and extended overhead, including JPB's costs for environmental and construction oversight.

-Funding - The approved funding plan for the project relies on multiple sources including State of Good Repair (SOG) Federal grants. The projected timing for receipt and availability of funds from each source is anticipated to support the ongoing progress and timely completion of the project. The "Funding" status light will remain "Red" until FY24 funding appropriated by the Board in June 2023 is made available to the project.

2. 100403 - Broadband Wireless Communications System

-Funding: August Board approved fund swap from State Rail Assistance (SRA) to Transit and Intercity Rail Capital Program (TIRCP) Reimbursed Bond Proceeds. Status light will change to "Green" with next report.

3. 100617 - Mountain View Transit Center Grade Separation & Access Project

-Schedule: Delay due to City's decision: The City of Mountain View is targeting late fall/early winter to present at its next City Council Meeting an update of the project costs and possible reprioritization of both grade separation projects: Rengstorff or Castro. As of June 18, 2024 Design Contractor received official Temporary Suspension of Work (TSW) Letter. As of June 25, 2024 Construction Manager/General Contractor (CMGC) also received the TSW letter for this Project. City is attempting to utilize their design Consultant to provide 35% plans for the Interim Work that closes the crossing.

4. 100684 - Mini-High Platforms

-Funding: August Board approved addition TIRCP Reimbursed Bond Proceeds Funds to execute option for south Santa Clara County station and cover supplemental cost pressures. Status light will change to "Green" with next report.

Watching (projects with yellow status lights)**1. 100233 - MP-36 Locomotive Mid-Life Overhaul**

- **Funding:** August Board approved addition TIRCP Reimbursed Bond Proceeds Funds to cover supplemental cost pressures. The status light will change to green once the fund is activated.

2. 100449 - Next Generation Visual Messaging Sign (VMS)

- **Funding:** August Board approved fund swap with TIRCP Reimbursed Bond Proceeds Funds. Status light will change to green with next report.

3. 100566 - San Mateo Grade Crossing Improvements




- **Schedule:** Delay in schedule were attributed to delays in completion of predecessor scope of work required by TASI. Additional delays are not anticipated as the Transit America Services Inc. (TASI) crews are now being committed to the project.

4. 100676 - San Mateo Replacement Parking Track

- **Funding:** Additional funding is required to be activated to cover construction phase of the project. \$3.77M in Local Partnership Competitive Program (LPP) funds still need to be received and activated. Grants staff are working on the Program Supplement with Caltrans. Requested Pre-approval Spending Authority (PASA) be initiated to pay current and future invoices until LPP funds can be activated.

Performance Summary

Table S1. Projects in each status light by performance category

Status Light	Safety	Schedule	Budget	Funding
 Green	100.0%	90.3%	96.8%	80.6%
 Yellow	0.0%	3.2%	0.0%	9.7%
 Red	0.0%	6.5%	3.2%	9.7%

(Percentage of projects in each status light by performance category)

Table S2. Summary of project changes from previous quarter

Status Changes	Projects	Pct. Projects
All green	11	35.5%
Improved	13	41.9%
Got worse	2	6.5%
Stayed the same (except all green)	5	16.1%
Total Projects	31	

Note: Table S1 and S2 exclude projects with deferred funding and projects for which traffic lights have been turned off.

Table S3. Individual Projects

Project Number	Title	Safety		Schedule		Budget		Funding		Page
		Q3	Q4	Q3	Q4	Q3	Q4	Q3	Q4	
CONSTRUCTION/IMPLEMENTATION										
ROW Bridges										
002113	Guadalupe River Bridges Replacement and Extension									7
100762	San Francisquito Creek Emergency Bank Stabilization									15
Stations										
100761	Level Boarding Roadmap (Study)									20
ROW Grade Crossings										
100426	Churchill Avenue Grade Crossing									24
100563	FY21-22 Grade Crossing Improvements									27
100566	San Mateo Grade Crossing Improvements									30
ROW Communications & Signals										
100403	Broadband Wireless Communications System									34
100432	Migration to Digital Voice Radio System									38
100449	Next Generation Visual Messaging Sign (VMS)									41
100572	Communication System SOGR									44
Miscellaneous										
100233	MP-36 Locomotive Mid-Life Overhaul Project									48
100430	CCF BCCF Virtualization									52
100676	San Mateo Replacement Parking Track									55
100684	Mini-High Platforms									58
DESIGN (includes Preliminary and Final Design, and Procurement)										
Grade Separations										
002152	South Linden & Scott Grade Separation									62
100244	Broadway Burlingame Grade Separation									62
100482	Rengstorff Grade Separation									69
100617	Mountain View Transit Center Grade Separation & Access Project									73
100703	Middle Avenue Undercrossing									77
ROW Bridges										
100759	San Francisquito Creek Bridge Acoustic Monitoring System									81
ROW Communications & Signals										
100614	Predictive Arrival/Departure System (PADS) Gap Coverage									85
Miscellaneous										
100785	4th & King Yard Preparation (4KY)	NA		NA		NA		NA		89

Table S3. Individual Projects (Continued)

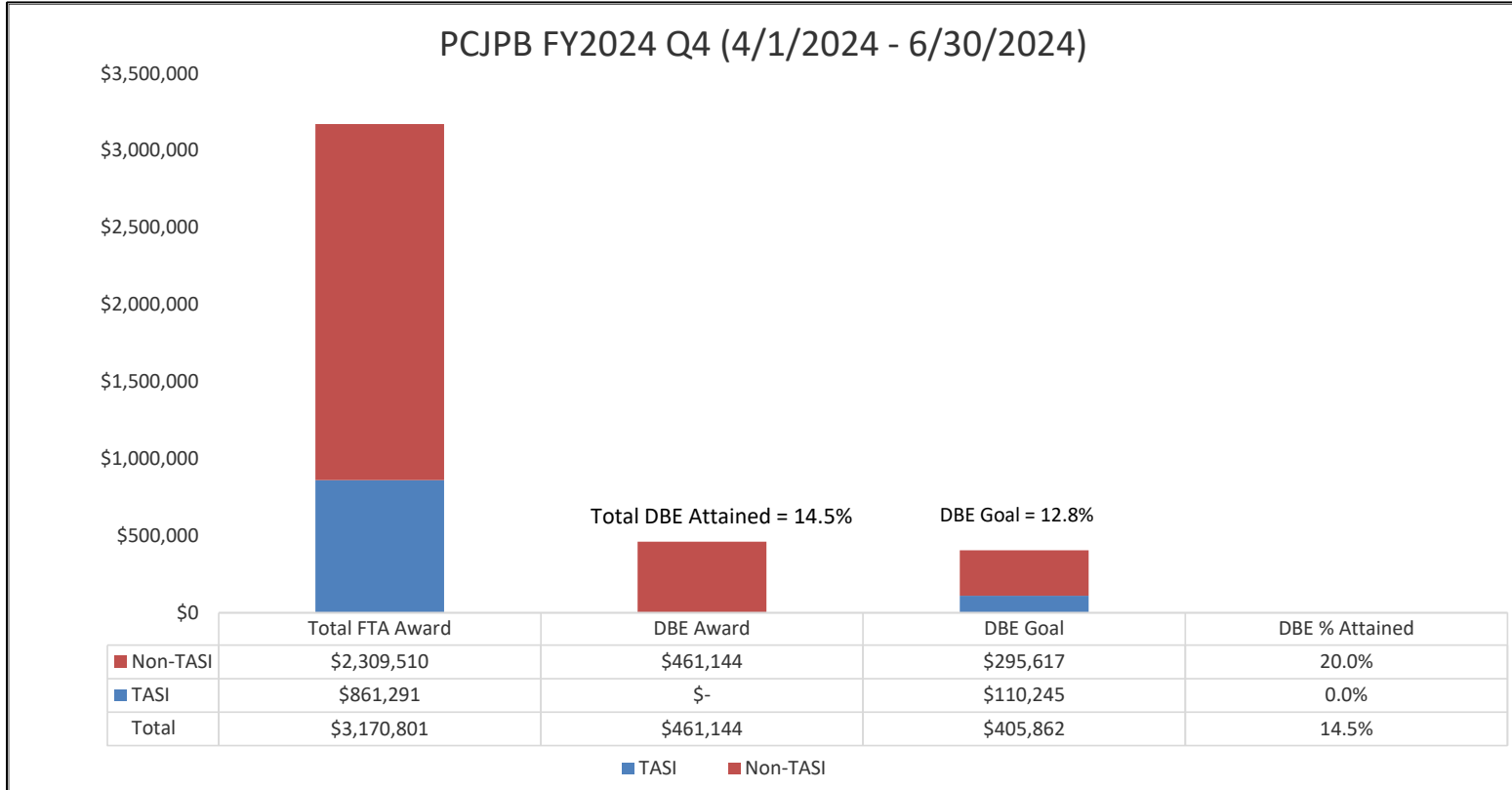
Project Number	Title	Safety		Schedule		Budget		Funding		Page
		Q3	Q4	Q3	Q4	Q3	Q4	Q3	Q4	
PLANNING (includes Initiation and Design to 15%)										
Grade Separations										
100410	Whipple Avenue Grade Separation Study	●	●	●	●	●	●	●	●	95
100667	Bernardo Avenue Undercrossing	●	●	●	●	●	●	●	●	97
100668	Mary Ave Grade Separation	●	●	●	●	●	●	●	●	99
100687	Downtown Rail Extension (DTX)	NA	NA	NA	NA	NA	NA	NA	NA	101
100733	North Fair Oaks Bike and Pedestrian Crossing	NA	NA	NA	NA	NA	NA	NA	NA	104
100776	Connecting Palo Alto	●	●	●	●	●	●	●	●	106
ROW Bridges										
100427	San Francisquito Creek Bridge Conceptual Design & Community Engagement	●	●	●	●	●	●	●	●	110
CLOSEOUT (includes Start-up/Turnover and Closeout)										
Grade Separations										
002088	25th Avenue Grade Separation	●	●	●	●	●	●	●	●	115
Stations										
002146	South San Francisco Station Improvement	●	●	●	●	●	●	●	●	119
ROW Bridges										
100439	Bayshore Station Overpass Pedestrian Bridge Rehab	●	●	●	●	●	●	●	●	124
ROW Grade Crossings										
100522	Watkins Ave Grade Crossing Safety Improvements	●	●	●	●	●	●	●	●	129
Fare Collection										
100240	Ticket Vending Machines (TVM) Rehab	●	●	●	●	●	●	●	●	133
Projects with Deferred Funding										
Stations										
100459	22nd Street ADA Improvement	NA	NA	NA	NA	NA	NA	NA	NA	137
Miscellaneous										
100564	Enterprise Asset Management (EAM) Software System	NA	NA	NA	NA	NA	NA	NA	NA	141
100565	Update and Upgrade GIS System	NA	NA	NA	NA	NA	NA	NA	NA	144

Note: The Total EAC (Estimated at Completion) for the projects shown above is: \$ 3,320,646,038

Appendix A - Disadvantaged Business Enterprise (DBE)

Disadvantaged Business Enterprise (DBE)

PCJPB Award



Note: The overall triennial DBE goal for Federal Fiscal Years 2023-25 is 12.8%. The quarterly DBE attainment was 14.5% for both TASI and Non-TASI combined.