

Capital Programs Quarterly Progress Report FY24 – Q4

TOPS Committee

August 28, 2024



Capital Program

FY24 Year in Review Summary

Significant progress made advancing work thru the **project lifecycle**

- We **plan** the work - to **design** it
 - We **design** the work - to **build** it
 - We **build** the work - to **operate** it for generations to come

Capital Program FY24 Year in Review Summary

Very active planning pipeline – **significant work on the horizon**

- Developing or executed agreements
 - **Menlo Park**
 - Middle Ave Undercrossing
 - **Palo Alto**
 - Preliminary engineering for grade separations at Meadow, Charleston and Churchill
 - **Sunnyvale**
 - Bernardo Ave undercrossing
 - Mary Ave grade separation

Capital Program FY24 Year in Review Summary

5 grade separation projects in **design** made **significant progress**

- South Linden Ave and Scott Street – developed **value engineering** option for review
- Broadway Burlingame – awarded **CMGC** pre-construction contract
- Rengstorff – awarded **final design** contract, selected **CMGC** pre-construction team
- Mountain View Transit Center – obtained **market pricing** from CMGC on 65% design

Capital Program FY24 Year in Review Summary

7 projects moved from **design into construction**

- Churchill Ave Grade Crossing Improvements
- FY21-22 Grade Crossing Improvements
- San Mateo Grade Crossing Improvement
- Mini-High Platforms
- Next Generation Visual Messaging Signs
- San Mateo Replacement Parking Track
- San Francisquito Creek North Bank Emergency Repair

Capital Program FY24 Year in Review Summary

Projects in construction completed **interim milestones**

- Guadalupe River Bridge Replacement and Extension
 - MT-2 bridge extended and ready for service to **support electrification** project
- Broadband Wireless Communication System
 - System operational **early** to support August 2024 **electrification** project soft launch
- MP-36 Locomotive Mid-life Overhaul
 - Two locomotives complete and returned to service to support **service to Gilroy**
 - Final two locomotives nearing completion

Capital Program FY24 Year in Review Summary

4 projects moved from **construction into closeout**

- Bayshore Station Overpass Pedestrian Bridge Rehabilitation
- Watkins Ave Grade Crossing Safety Improvements
- Ticket Vending Machines Rehabilitation
- Automatic Passenger Counters at San Francisco 4th and King Station




Capital Program

Quarterly Report: FY24 – Q4

- Caltrain's Design and Construction Team managing **27 capital projects**
 - 8 in **Design**
 - 0 in **Bidding**
 - 14 in **Construction / Implementation**
 - 5 in **Closeout**
- **7 other** projects are in the planning phase
- **3 deferred** from insufficient FY24/25 Funding, evaluating path forward
- Total value of managed portfolio **\$1.4B** (excluding planning)

Capital Program Quarterly Report: FY24 – Q4




- Key Performance Indicator Summary

Status Light	Safety	Schedule	Budget	Funding
 Green	100.0%	90.3%	96.8%	80.6%
 Yellow	0.0%	3.2%	0.0%	9.7%
 Red	0.0%	6.5%	3.2%	9.7%

(Percentage of projects in each status light by performance category)

Capital Program Quarterly Report: FY24 – Q4

■ Key Performance Indicator Summary

Status Light	Safety	Schedule	Budget	Funding
 Green	100.0%	90.3%	96.8%	80.6%
 Yellow	0.0%	3.2%	0.0%	9.7%
 Red	0.0%	6.5%	3.2%	9.7%

(Percentage of projects in each status light by performance category)

Schedule KPI

Area of focus




- 13 updated

3 Non-green

- Guadalupe
- San Mateo crossing
- Mt View GS at Castro

Capital Program Quarterly Report: FY24 – Q4

- Key Performance Indicator Summary

Status Light	Safety	Schedule	Budget	Funding
 Green	100.0%	90.3%	96.8%	80.6%
 Yellow	0.0%	3.2%	0.0%	9.7%
 Red	0.0%	6.5%	3.2%	9.7%

(Percentage of projects in each status light by performance category)

Funding KPI

August Board allocated TIRCP Reimbursed Bond Proceeds

4 of the 6 projects with yellow and red funding status lights forecasted to change to green next period

Capital Program Quarterly Report: FY24 – Q4

- Program **Trend** Summary for Projects in Planning, Design, or Construction

Status Changes	Projects	Pct. Projects
All green	11	35.5%
Improved	13	41.9%
Got worse	2	6.5%
Stayed the same (except all green)	5	16.1%
Total Projects	31	

Capital Program Quarterly Report: FY24 – Q4

- Program Trend Summary for Projects in Planning, Design, or Construction

Status Changes	Projects	Pct. Projects
All green	11	35.5%
Improved	13	41.9%
Got worse	2	6.5%
Stayed the same (except all green)	5	16.1%
Total Projects	31	

Program level trends

Positive results

- 13 improved
 - Schedules re-baselined
- 2 slipped
 - 1 Schedule/Budget
 - 1 Schedule

Capital Program Quarterly Report: FY24 – Q4

Caltrain - Monthly Status Report

June 2024

Table S3. Individual Projects

Project Number	Title	Safety		Schedule		Budget		Funding		Page
		May	Jun	May	Jun	May	Jun	May	Jun	
CONSTRUCTION/IMPLEMENTATION										
ROW Bridges										
002113	Guadalupe River Bridges Replacement and Extension	●	●	●	●	●	●	●	●	9
100762	San Francisquito Creek Emergency Bank Stabilization	●	●	●	●	●	●	●	●	17
Stations										
100761	Level Boarding Roadmap (Study)	●	●	●	●	●	●	●	●	24
ROW Grade Crossings										
100426	Churchill Avenue Grade Crossing	●	●	●	●	●	●	●	●	30
100563	FY21-22 Grade Crossing Improvements	●	●	●	●	●	●	●	●	35
100566	San Mateo Grade Crossing Improvements	●	●	●	●	●	●	●	●	40
ROW Communications & Signals										
100403	Broadband Wireless Communications System	●	●	●	●	●	●	●	●	47
100432	Migration to Digital Voice Radio System	●	●	●	●	●	●	●	●	52
100449	Next Generation Visual Messaging Sign (VMS)	●	●	●	●	●	●	●	●	57
100572	Communication System SOGR	●	●	●	●	●	●	●	●	62

Portion shown here

Full report on Caltrain's
web site

Questions

FOR MORE INFORMATION

WWW.CALTRAIN.COM

