



**Modernization Program
Peninsula Corridor Electrification Project (PCEP)**



August 2018 Monthly Progress Report

August 31, 2018

Funding Partners



Federal Transit Administration (FTA) Core Capacity
FTA Section 5307 (Environmental / Pre Development only)
FTA Section 5307 (Electric Multiple Unit (EMU) only)



Prop 1B (Public Transportation Modernization & Improvement Account)
Caltrain Low Carbon Transit Operations Cap and Trade



Proposition 1A
California High Speed Rail Authority (CHSRA) Cap and Trade



Carl Moyer Fund



Bridge Tolls (Funds Regional Measure (RM) 1/RM2)



San Francisco County Transportation Authority (SFCTA)/San Francisco Municipal Transportation Agency (SFMTA)



San Mateo County Transportation Authority (SMCTA) Contribution
SMCTA Measure A



Santa Clara Valley Transportation Authority (VTA) Measure A
VTA Contribution



City and County of San Francisco (CCSF) Contribution

THIS PAGE INTENTIONALLY LEFT BLANK

Table of Contents

		Page
1.0	Background	1-1
2.0	Executive Summary.....	2-1
2.1	Funding Partners Participation in PCEP	2-2
2.2	Schedule.....	2-4
2.3	Budget	2-6
2.4	Board Actions	2-7
2.5	Government and Community Affairs	2-7
3.0	Electrification – Infrastructure	8
3.1	Electrification	3-1
3.2	Supervisory Control and Data Acquisition	3-2
3.3	Tunnel Modification.....	3-3
4.0	Electric Multiple Units	4-1
4.1	Electric Multiple Units.....	4-1
4.2	Centralized Equipment Maintenance and Operations Facility Modifications	4-1
5.0	Safety	5-1
6.0	Quality Assurance	6-1
7.0	Schedule	7-1
8.0	Budget and Expenditures	8-1
9.0	Change Management	9-1
10.0	Funding	9-2
11.0	Risk Management	11-1
12.0	Environmental	12-1
12.1	Permits	12-1
12.2	Mitigation Monitoring and Reporting Program (MMRP)	12-1
13.0	Utility Relocation.....	13-1
14.0	Real Estate.....	14-1
15.0	Third Party Agreements.....	15-1
16.0	Government and Community Affairs	16-1
17.0	Disadvantaged Business Enterprise (DBE) Participation and Labor statistics.....	17-1
18.0	Procurement.....	18-1
19.0	Timeline of Major Project accomplishments.....	19-1

List of Tables

	Page
Table 2-1 Schedule Status	2-6
Table 2-2 Budget and Expenditure Status	2-6
Table 3-1 Work Progress by Segment	3-1
Table 6-1 Quality Assurance Audit Summary	6-2
Table 7-1 Schedule Status	7-1
Table 7-2 Critical Path Summary	7-2
Table 7-3 Near-Term, Near-Critical with Less Than Three Months of Float	7-2
Table 8-1 Electrification Budget & Expenditure Status	8-1
Table 8-2 EMU Budget & Expenditure Status	8-1
Table 8-3 PCEP Budget & Expenditure Status	8-2
Table 11-1 Monthly Status of Risks	11-2
Table 11-2 Risk Classification	11-2
Table 14-1 Real Estate Acquisition Overview	14-1
Table 15-1 Third-Party Agreement Status	15-1

List of Figures

	Page
Figure 2-1 PCEP Work Segments	2-1
Figure 10-1 Funding Plan	10-1
Figure 17-1 DBE Participation	17-1

List of Appendices

	Page
Appendix A – Acronyms	A-1
Appendix B – Funding Partner Meetings	B-1
Appendix C – Schedule	C-1
Appendix D – Standard Cost Codes	D-1
Appendix E – Change Order Logs	E-1
Appendix F – Risk Table	F-1
Appendix G – MMRP Status Log	G-1

1.0 BACKGROUND

Over the last decade, Caltrain has experienced a substantial increase in ridership and anticipates further increases in ridership demand as the San Francisco Bay Area's population grows. The Caltrain Modernization (CalMod) Program, scheduled to be implemented by 2021, will electrify and upgrade the performance, operating efficiency, capacity, safety, and reliability of Caltrain's commuter rail service.

The PCEP is a key component of the CalMod Program and consists of converting Caltrain from diesel-hauled to Electric Multiple Unit (EMU) trains for service between the San Francisco Station (at the intersection of Fourth and King Streets in San Francisco) and the Tamien Station in San Jose. Caltrain will continue Gilroy service and support existing tenants.

An electrified Caltrain will better address Peninsula commuters' vision of environmentally friendly, fast and reliable service. Electrification will modernize Caltrain and make it possible to increase service while offering several advantages in comparison with existing diesel power use, including:

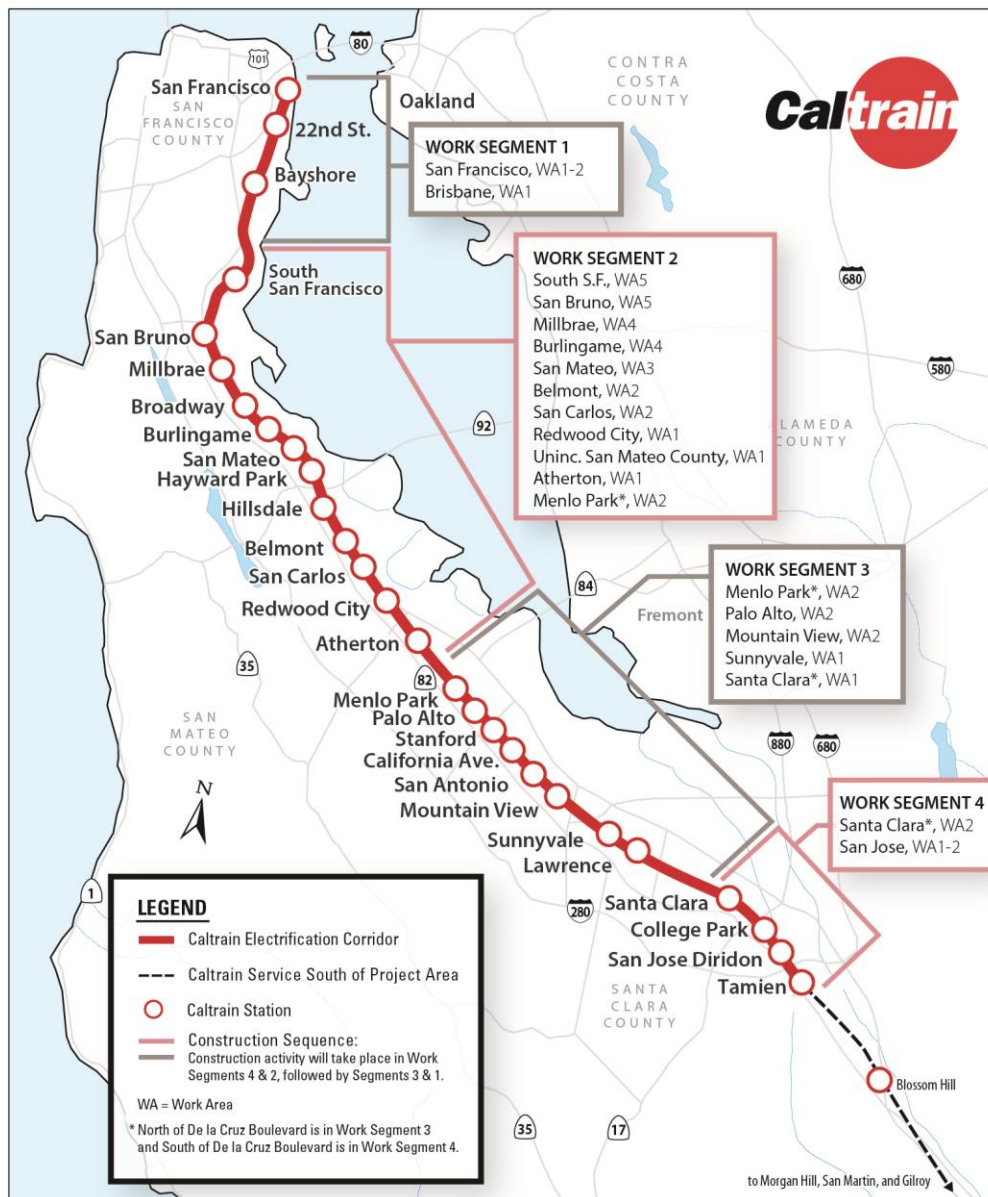
- **Improved Train Performance, Increased Ridership Capacity and Increased Service:** Electrified trains can accelerate and decelerate more quickly than diesel-powered trains, allowing Caltrain to run more efficiently. In addition, because of their performance advantages, electrified trains will enable more frequent and/or faster train service to more riders.
- **Increased Revenue and Reduced Fuel Cost:** An electrified Caltrain will increase ridership and fare revenues while decreasing fuel costs.
- **Reduced Engine Noise Emanating from Trains:** Noise from electrified train engines is measurably less than noise from diesel train engines. Train horns will continue to be required at grade crossings, adhering to current safety regulations.
- **Improved Regional Air Quality and Reduced Greenhouse Gas Emissions:** Electrified trains will produce substantially less corridor air pollution compared with diesel trains even when the indirect emissions from electrical power generation are included. Increased ridership will reduce automobile usage, resulting in additional air quality benefits. In addition, the reduction of greenhouse gas emissions will improve our regional air quality, and will also help meet the state's emission reduction goals.

THIS PAGE INTENTIONALLY LEFT BLANK

2.0 EXECUTIVE SUMMARY

The Monthly Progress Report is intended to provide an overview of the PCEP and provide funding partners, stakeholders, and the public an overall update on the progress of the project. This document provides information on the scope, cost, funding, schedule, and project implementation. Work along the Caltrain Electrification Corridor has been divided into four work segments and respective work areas (WA) as shown in Figure 2-1. PCEP activities are described and summarized by segments and work areas.

Figure 2-1 PCEP Work Segments



Overhead Contact System (OCS) foundation installation remains on hold as the project team focuses resources on the resolution of Differing Site Conditions (DSCs) found during potholing. Balfour Beatty Infrastructure, Inc. (BBII) and PCEP staff expect to resume foundation installations at the end of September.

The Limited Notice to Proceed (LNTP) has been issued to ProVen Management Inc. for work on the Tunnel Modification project. Bus Bridge coordination is well underway for preparation of the weekend shutdowns, which will begin in October.

Prototype testing has begun on major EMU systems other than software intensive systems. The first two carshells have arrived at Stadler's new railcar manufacturing facility in Salt Lake City for the next phase of work. The facility's Displacement Hall is nearly complete and will be used to offload carshells and for initial car assembly until additional portions of the facility come online.

2.1 Funding Partners Participation in PCEP

The PCEP has a series of weekly, biweekly, monthly and quarterly meetings to coordinate all aspects of the program. The meetings are attended by project staff with participation by our funding partners in accordance with the Funding Partners Oversight Protocol. A summary of funding partner meetings and invitees can be found in Appendix B.

This section of the report provides a summary of the discussions and decisions made at the meetings and a list of funding partners who attended the meetings.

Electrification – Engineering Meeting – Weekly

Purpose: To discuss status, resolution and tracking of Balfour Beatty Infrastructure, Inc. (BBII) and electrification design-related issues, to discuss Supervisory Control and Data Acquisition (SCADA), the Tunnel Modification Project, and monitor the progress of utility relocation compared to schedule, and to discuss third-party coordination activities with Pacific Gas and Electric (PG&E), CHSRA, Union Pacific Rail Road (UPRR), Bay Area Rapid Transit, California State Department of Transportation (Caltrans), Positive Train Control (PTC) and others.

Activity this Month

Funding Partners: CHSRA: Ian Ferrier

Continued discussions on resolution of outstanding issues for the Design-Build (DB) contract, review of key actions from weekly schedule review meetings, the progression of the PG&E interconnections design and substations improvement status, including interface with VTA on the TPS-2 interconnection into PG&E's FMC Substation, key interface points between the PCEP and other major Peninsula Corridor Joint Powers Board (JPB) projects such as South San Francisco Station Project and 25th Avenue Grade Separation, the utility relocation status, status of the Tunnel Modification contract (OCS, notching, and drainage), updates of the SCADA project, updates on DB and program schedule, upcoming changes to the contract in preparation for the Change Management Board (CMB), specific contract change orders that require technical review and input, coordination with key third parties on design review and permitting for the

project, and critical open items such as contractor Requests for Information (RFI), submittals and potential contract changes.

PCEP Delivery Coordination Meeting – Bi-Weekly

Purpose: To facilitate high-level coordination and information sharing between cross-functional groups regarding the status of the work for which they are responsible.

Activity this Month

Funding Partners: CHSRA: Ian Ferrier and Wai-on Siu; SFCTA: Luis Zurinaga

Sanny Khow, OCS Inspector, was recognized by BBII for alerting a contractor of a safety hazard at (Traction Power Substation) TPS-2. Alicia Fraumeni, Senior Contract Officer, is leaving the project this month. Project Management Plan (PMP) update is underway and submission to FTA is expected in November. Tunnel Modification preliminary staging area is being constructed off of JPB right of way. Initial grouting work in Tunnels 1 and 4 will occur in September. The majority of tunnel modification work will occur during weekend shutdowns (October 6-March 16). Timetables will be provided to show bus bridge schedule during this time. Paralleling Station (PS) 3 relocation was discussed and will be presented at the Burlingame City Council meeting on August 20 for decision. Independent Cost Estimates are in progress for PS-2 and for design changes due to differing site conditions. Safety inspection stickers will be distributed and will serve as verification of inspection of vehicles and contract equipment. Cab cars for Trainset 1 have arrived in the U.S. and are in transit to Salt Lake City by train. OCS foundation installation is on hold until further resolution of underground conflicts is conducted and is expected to resume at the end of September. Due to the wild fires, PG&E cancelled two scheduled relocations for Segment 2 Work Area 4 and Segment 4. The impacts are temporary and the relocations are expected to resume shortly. SCADA Final Design Review is wrapping up. The Project Management Oversight Contractor visit is scheduled for August 15-17. Lessons Learned will be added to PCEP Delivery Coordination Meeting going forward.

Systems Integration Meeting – Bi-Weekly

Purpose: To discuss and resolve issues with inter-system interfaces and to identify and assign Action Item Owners for interface points that have yet to be addressed.

Activity this Month

Funding Partners: CHSRA: Ian Ferrier and Wai-on Su

Bi-weekly PCEP interface meetings are held to monitor and determine appropriate resolution for systems integration issues. The systems integration database is updated as issues are resolved or new items arise. Meetings are also held bi-weekly with the electrification contractor to discuss design and construction integration issues. The Systems Integration Lead is also setting up bi-weekly meetings with the EMU procurement team. The Traction Power SCADA team also holds bi-weekly status meetings. Coordination with the EMU procurement, PTC and Caltrain Capital Project managers responsible for delivery of the 25th Avenue Grade Separation Project, Marin Napoleon Bridge Rehabilitation Project, and the South San Francisco Station Project is ongoing. Caltrain's CEMOF modification project design bid package has been issued.

Progress on activities including systems integration testing activities, Federal Railroad Administration (FRA), FTA and safety certification are being tracked. The Systems Integration test plan has been resubmitted as Revision 1 and is under review.

Master Program Schedule (MPS) Meeting – Monthly

Purpose: To review the status of the MPS and discuss the status of major milestones, critical and near critical paths, upcoming Board review items, and progress with the contracts, among others.

Activity this Month

Funding Partners: CHSRA: Ian Ferrier, Wai Siu; SFCTA: Luis Zurinaga

The monthly meeting contained only minor updates. The overall schedule remains unchanged. The forecasted Revenue Service Date (RSD) remains December 2021. The addition of approximately five months of contingency to account for potential risk to the project yields an RSD of April 2022. The program critical path runs through PG&E design and construction to provide permanent power, and concludes with pre-revenue testing. The near-critical path runs through manufacturing and testing of EMU trainsets.

Risk Assessment Meeting – Monthly

Purpose: To identify risks and corresponding mitigation measures. For each risk on the risk register, mitigation measures have been identified and are being implemented. Progress in mitigating these risks is confirmed at the ongoing risk monitoring and monthly risk assessment meetings.

Activity this Month

Funding Partners: CHSRA: Wai-On Su; SFCTA: Luis Zurinaga

One risk was retired.

See the Risk Management section (Section 11).

Change Management Board (CMB) – Monthly

Purpose: To review, evaluate and authorize proposed changes to PCEP over \$200,000.

Activity this Month

Funding Partners: CHSRA: Bruce Armistead, and Boris Lipkin; Metropolitan Transportation Commission: Kenneth Folan and Glen Tepke; SFCTA: Luis Zurinaga; VTA: Carol Lawson

There were no potential changes identified for consideration for any of the PCEP contracts this month. However, an update on contingency usage, track access delays and differing site conditions field order updates was provided at the Funding Partner Quarterly Meeting on August 22.

Potential contract changes will follow the PCEP Change Order Procedure. Once approved changes are executed, they will be reported in the Change Management section (Section 9) of this report.

BBII Contract

No changes were identified for consideration.

Stadler Contract

No changes were identified for consideration.

SCADA Contract

No changes were identified for consideration.

Tunnel Modification Contract

No changes were identified for consideration.

2.2 Schedule

The current Master Program Schedule (MPS) reflects a Revenue Service Date (RSD) of December 2021, without adjustment for contingency. This is consistent with the revised baseline established in November 2017. With the addition of approximately five months of contingency to account for potential risk to the project, the RSD is anticipated as April 2022. Due to FTA contingency requirements, a Full Funding Grant Agreement (FFGA) RSD will also be tracked. This date is forecast as August 22, 2022 and represents the final milestone in the Program Plan.

The program critical path runs through PG&E design and construction to provide permanent power, and concludes with pre-revenue testing. The near-critical path runs through design and manufacturing of EMU trainsets. There is no change to the critical and near-critical paths from the prior reporting month.

Peninsula Corridor Electrification Project
Monthly Progress Report

Table 2-1 indicates major milestone dates for the MPS.

Table 2-1 Schedule Status

Milestones	Program Plan	Progress Schedule (August 2018) ¹
Electrification Substantial Completion	08/10/2020	06/26/2021
Segment 4 Completion to Begin Vehicle Testing	11/21/2019	08/22/2020 ²
Arrival of First Vehicle at JPB	07/29/2019	07/15/2019
PG&E Provides Permanent Power	09/09/2021	09/09/2021
Start Pre-Revenue Testing	09/10/2021	09/10/2021
RSD (w/o Risk Contingency)	12/09/2021	12/09/2021
RSD (w/ Risk Contingency)	04/22/2022	04/22/2022
FFGA RSD	08/22/2022	08/22/2022

Note:

- Dates may shift slightly as the update of this month's Progress Schedule is still in progress.
- See "Notable Variances" in Section 7 for explanation on date shift.

2.3 Budget

A summary of the overall budget and expenditure status for the PCEP is provided in Table 2-2 below.

Table 2-2 Budget and Expenditure Status

Description of Work	Budget (A)	Current Budget (B) ¹	Cost This Month (C) ²	Cost To Date (D) ³	Estimate To Complete (E)	Estimate At Completion (F) = (D) + (E)
Electrification Subtotal	\$ 1,316,125,208	\$ 1,316,125,208	\$ 13,124,878	\$ 396,654,423	\$ 919,470,785	\$ 1,316,125,208
EMU Subtotal	\$ 664,127,325	\$ 664,127,325	\$ 4,976,827	\$ 124,172,854	\$ 539,954,471	\$ 664,127,325
PCEP TOTAL	\$ 1,980,252,533	\$ 1,980,252,533	\$ 18,101,706	\$ 520,827,277	\$ 1,459,425,256	\$ 1,980,252,533

Notes regarding tables above:

- Column B "Current Budget" includes executed change orders and awarded contracts.
- Column C "Cost This Month" represents the cost of work performed this month.
- Column D "Cost To Date" includes actuals (amount paid) and accruals (amount of work performed) to date.

2.4 Board Actions

- August
 - Addendum #4 to PCEP FEIR – Relocation of PS-2
 - Addendum #5 to PCEP FEIR – Relocation of PS-3
 - Contract Change Order (CCO) for installation (design and construction) of insulated joints
 - CCO for designing pole changes along UPRR-owned Main Track 1

Future anticipated board actions include:

- September
 - CCO for the design of PG&E interconnections to traction power substations
 - CCO for the design of shunt wires at utility crossings
- October
 - None
- November
 - PG&E interconnect construction
 - Award Special Testing and Inspection Services contract
- December
 - Award of Construction Management Support Services contract
 - Award of Safety and Security Support Services
 - Award of CEMOF Facility Modifications
 - CCO for pole modifications

2.5 Government and Community Affairs

There were four outreach events this month.

THIS PAGE INTENTIONALLY LEFT BLANK

3.0 ELECTRIFICATION – INFRASTRUCTURE

This section reports on the progress of the Electrification, SCADA, and Tunnel Modification components. A brief description on each of the components is provided below.

3.1 Electrification

The Electrification component of the PCEP includes installation of 138 miles of single track and OCS for the distribution of electrical power to the EMUs. The OCS will be powered from a 25 kilovolt (kV), 60-Hertz, single phase, alternating current supply system consisting of two traction power substations (TPS), one switching station (SS), and seven paralleling stations (PS). Electrification infrastructure will be constructed using a DB delivery method.

Activity This Month

- OCS foundation installation remains on hold as the project team focuses resources on the resolution of differing site conditions (DSCs) found during potholing. The intent of the effort is to clear more locations for foundation installations, which will improve the efficiency of work and avoid the risk of skipping locations or stopping the foundation installation mid-way. With current resolution of DSCs, the foundations are planned to restart at the end of September.
- OCS cantilever arm installation and bracket setting continued in Segment (S) 2 Work Area (WA) 5.
- OCS wire installation for feeder wires and static wires began in S2WA5.
- Potholing at proposed OCS locations and utility locations continued in Segments 1, 2, 3, and 4 in advance of foundation installation. BBII and PCEP also continued to resolve conflicts found during the potholing process, such as loose concrete, asphalt, and other debris, and began designing solutions for those conflicts that cannot be avoided. The conflicts must be resolved before the installation of foundations at those locations.
- Relocation of signal cables found in conflict with planned OCS foundations continued as conflicts are identified.
- Continued structural excavation, installation of ductbank and manholes, and installation of conduits and concrete foundations pours at TPS-2.
- Continued ductbank and foundation installation in Segment 2 for signal and wayside power cube units.
- Began survey and site preparation at TPS-1.
- Continued progression of the OCS design with BBII in all segments, which included review of Design Change Notices (DCN) for conflicts found in the field during potholing.
- Received and reviewed DCNs related to UPRR MT-1 Foundation Changes.
- Continued design review coordination with local jurisdictions for the OCS, Traction Power Facilities, and Bridge Attachments design in Segments 2 and 4, including responses to comments from jurisdictions.

Peninsula Corridor Electrification Project
Monthly Progress Report

- Continued to review and coordinate signal and communication design submittals with BBII. Reviewed designs for three grade crossings as typical designs. Continued weekly coordination meetings on signal design as the team defines the parameters of grade crossing design moving forward.
- Received Grounding and Bonding details for review.
- Submitted Segments 2 and 4 Bonding and Grounding per Caltrans' comments.
- Received 65% System Ductbanks for Segments 1 and 3.
- The PCEP team and BBII continued to work through Site Specific Work Plans (SSWP) for upcoming field work.
- Continued tree pruning and removals in Segment 3.
- Reviewed 35% TPS interconnection design for TPS-1 and TPS-2 and continued coordination with VTA on TPS interconnection design for TPS-2.
- The PCEP team continues to work with PG&E for the finalization of protection scheme studies. PG&E and the JPB are continuing to negotiate the terms of Supplemental Agreement Number 4.

A summary of the work progress by segment is provided in Table 3-1 below.

Table 3-1 Work Progress by Segment

Segment	Work Area	Foundations			Poles		
		Required ¹	Completed this Month	Completed to Date	Required	Completed this Month	Completed to Date
2	5	256	0	172	162	0	149
	4	366	0	194	259	0	0
	3	190	0	37	147	0	0
	2	260	0	0	218	0	0
	1	206	0	0	155	0	0

Note:

¹ Foundations required do not match poles required as guy foundations are needed in some locations for extra support.

Activity Next Month

- Continue resolution of DSCs.
- Resume foundation installation.
- Continue pole, cantilever, and bracket installation in S2WA5.
- Continue wire installation in S2WA5.
- Continue work with BBII on field investigation activities and designs, which will include the progression of the OCS, traction power, bonding and grounding, signal systems, and other civil infrastructures such as overhead bridge protections.
- Continue potholing and clearing of obstructions at proposed OCS locations. Potholing will continue in Segments 1, 2, 3 and 4.
- Install transformers at TPS-2.
- Continue conduit installations for signal and Wayside Power Cabinet units in Segment 2.

- Continue coordination with UPRR on OCS and Signal design.
- Continue coordination with stakeholders on the consistent warning time solution and advance location specific design.
- Continue review of BBII work plans for upcoming construction activities.
- Continue to progress design for PG&E interconnection towards 65%.
- Continue coordination with PG&E on final design for PG&E infrastructure.
- Continue design reviews and coordination with local jurisdictions.
- Continue tree pruning and removals.

3.2 Supervisory Control and Data Acquisition

SCADA is a system that monitors and controls field devices for electrification, including substations, TPSs and the OCS. SCADA will be integrated with the base operating system for Caltrain Operations and Control, which is the Rail Operations Center System.

Activity This Month

- Submitted July formal schedule, July Monthly Progress Report, and Final Railroad Operation Control System SCADA screenshots.
- Two senior engineers performed the power and heating, ventilation, and air conditioning site review and are developing a sufficiency study.
- Ordered Equipment.
- Team continues to work resolving the missing fields or contradictory information between the event text column and Points Lists.

Activity Next Month

- Prepare and deliver the Monthly Report.
- Attend project status meetings.
- Support ongoing discussions concerning Requests for Information.
- Prepare and deliver the Monthly Schedule.
- Modify the display drawing upon approval of additional type(s) of equipment.
- Modify the database reflecting design drawing from the Points List.
- Complete the development of the Sufficiency Study and start Quality Assurance.
- Receive stage, and test equipment.
- Develop Installation and Cutover Plan.
- Start lab setup.
- Start the implementation of clearance, remote power terminal, and other feature development.
- Start the Development of the Stability test.

3.3 Tunnel Modification

Tunnel modifications will be required on the four tunnels located in San Francisco. This effort is needed to accommodate the required clearance for the OCS to support electrification of the corridor. Outside of the PCEP scope, Caltrain Engineering has requested the PCEP team to manage completion of design and construction for the Tunnel 1 and Tunnel 4 Drainage Rehab Project. The Drainage Rehab Project is funded separately from PCEP.

Activity This Month

- Issued the Limited Notice to Proceed (LNTP) on August 1, 2018.
- Held construction kick-off meeting.
- Began preparation of siding and work train required for construction.
- Continued to review submittals and SSWPs.
- Participated in Bus Bridge Committee coordination meeting in preparation for weekend shutdowns.

Activity Next Month

- Continue reviewing submittals and SSWPs.
- Continue preparing staging areas and fabricating work train.
- Perform tunnel survey and detailed site investigation.
- Prepare for tunnel grouting.
- Perform potholing and probe hole drilling for OCS termination structure foundations outside tunnel portals.
- Continue participation in Bus Bridge Committee coordination meetings in preparation for weekend shutdowns.

4.0 ELECTRIC MULTIPLE UNITS

This section reports on the progress of the Electric Multiple Units procurement and the Centralized Equipment Maintenance and Operations Facility (CEMOF) modifications.

4.1 Electric Multiple Units

The EMU procurement component of the PCEP consists of the purchase of 96 Stadler EMUs. The EMUs will consist of both cab and non-cab units configured as 16 six-car fixed trainsets. Power will be obtained from the OCS via roof-mounted pantographs, which will power the electric traction motors. The EMUs will replace a portion of the existing diesel locomotives and passenger cars currently in use by Caltrain.

Activity This Month

- The Final Design Phase of EMU systems continues. Major systems have frozen their designs to commence prototype testing and series production. Software intensive systems (e.g., Monitoring and Diagnostic, Train Control and Passenger Information Systems) are scheduled to be complete in late 2019. Truck Assembly (bogie) is scheduled for an October 2018 completion of final design.
- The first two carshells arrived in Stadler's Salt Lake City Facility. These empty, but painted shells are the first two cab cars for Trainset 1.
- Stadler's new railcar manufacturing facility construction continues on schedule. The 'Displacement Hall' portion of the facility is nearly complete and will be used to offload car shells.
- This Displacement Hall is planned to be used for three months of initial car assembly activities until additional portions of new facility come online.
- Progress continues for Stadler to engage Wabtec as the onboard PTC supplier. Change Order technical and commercial discussions are ongoing between PCEP and Stadler. Delay mitigation measures include possible use of Wabtec units being furnished by Wabtec to Caltrain diesel fleet.
- 'Sequencing' workaround discussions are ongoing to address the current gap between EMU initial delivery and availability of electrification for EMU testing. Alternate EMU engineering test locations are being considered.
- EMU design coordination discussions continue with representatives from Caltrain Operations and Maintenance, Caltrain Public Outreach, the FRA, the FTA Project Management Oversight Contractor, Safety, Quality Assurance, and PCEP Program Scheduling.
- The PCEP team continues to address systemwide interface issues involving the emerging EMU design, existing Caltrain wayside infrastructure, Electrification Project designs and the Caltrain PTC program.
- Caltrain and FRA representatives discussed several aspects of the EMUs and FRA compliance. Caltrain is currently evaluating options and possible impacts.

Activity Next Month

- Continue finalizing car and system designs.
- Commence laboratory proof of design testing of key systems.

- Commence first article inspections.
- Receiving inspection of first two shells in Salt Lake City.
- Advance Stadler engagement of Wabtec as the onboard PTC supplier.
- Continue work with FRA on EMU compliance issues.

4.2 Centralized Equipment Maintenance and Operations Facility Modifications

The CEMOF Upgrade project will provide work areas for performing maintenance on the new EMUs.

Activity This Month

- Release Invitation for Bid package August 2.

Activity Next Month

- Respond to bidder questions.

5.0 SAFETY

Safety and Security requirements and plans are necessary to comply with applicable laws and regulations related to safety, security, and emergency response activities. Safety staff coordinates with contractors to review and plan the implementation of contract program safety requirements. Safety project coordination meetings continue to be conducted on a monthly basis to promote a clear understanding of project safety requirements as defined in contract provisions and program safety documents.

Activity This Month

- Co-chaired the monthly PCEP Safety and Security Certification and Fire/Life Safety Committee meetings.
- Project staff provided input and continued its participation in the BBII monthly “All Hands” contractor workforce safety meetings. Lessons learned from project-related incidents was the basis of discussions with project staff and desired safety mitigation measures were reinforced.
- Continued to provide input and oversight of the contractor SSWP safety provisions and ongoing safety construction oversight and inspections.
- Provided inspection of ongoing contractor field activities and conducted site visits in preparation of new construction activities.
- Participated in weekly project coordination meetings with the contractor to review open issues and recommended action items.
- Reinforced the contractor equipment inspection program including the application of work equipment inspection stickers as a result of the increase of new contractor equipment being deployed for the project.
- Continued to work with project staff in preparation of the beginning of the tunnel project contract work. Participated in a partnering meeting with the contractor and project staff. Attended weekly project coordination meetings and reviewed and commented on contractor submittals.
- Continued working on certifiable elements list for SCADA contract.

Activity Next Month

- Monthly safety communication meetings continue to be scheduled for the Project Safety and Security Certification Committee, Fire/Life Safety Committee, and other project-related contractor and JPB safety meetings to discuss safety priorities.
- Participate in the FTA quarterly review meeting and provide a project update of ongoing safety and security related activities.
- Continue focus on performing site safety inspections on the OCS foundation, pole installations, potholing, and tree trimming field work to assess safety work practices and identify additional opportunities for improvement. Conduct contractor equipment inspections.
- Provide safety and security oversight of the Tunnel Project contract activities.
- Finalize the update of the PCEP Safety and Security Management Plan to reflect current project phase activities.
- Participate in the System Integration Committee and Rail Activation Committee meetings.

THIS PAGE INTENTIONALLY LEFT BLANK

6.0 QUALITY ASSURANCE

The Quality Assurance (QA) staff performs technical reviews for planning, implementing, evaluating, and maintaining an effective program to verify that all equipment, structures, components, systems, and facilities are designed, procured, constructed, installed, and maintained in accordance with established criteria and applicable codes and standards throughout the design, construction, startup and commissioning of the PCEP.

Activity This Month

- Staff meetings with BBII QA/Quality Control (QC) management representatives continue weekly.
- Continued review of BBII-generated Nonconformance Reports (NCR) and Construction Discrepancy Reports for proper discrepancy condition, discrepancy cause, disposition, corrective and preventive action and verification of closure.
- Continued review and approval of Design Variance Requests for BBII and PGH Wong for QA/QC and inspection issues/concerns.
- Continued review of BBII QC Inspectors Daily Reports, Construction Quality Control Reports and Surveillance Reports for work scope, performance of required duties, adequacy, non-conformances, test/inspection results, follow up on unresolved issues, and preciseness.
- Continued review of BBII Material Receipt Reports, Certificates of Conformance, Certified Tests Reports, and Certificates of Analysis to ensure delivered project materials conform to specifications, and that contractually required quality and test support documents are adequate and reflect concise conditions per the purchase order requirements.
- Regularly scheduled design reviews and surveillances began on project design packages and will continue through the summer of 2018.
- Continued review of Stadler QA activities, including: NCR review, Inspection Exception Reports, Car History Reports and Weekly Status Reports.
- Conducted two QA audits: Oldcastle Precast and Southern States.

Table 6-1 below provides details on the status of audits performed through the reporting period.

Table 6-1 Quality Assurance Audit Summary

Quality Assurance Activity	This Reporting Period	Total to Date
Audits Conducted	2	73
Audit Findings		
Audit Findings Issued	4	53
Audit Findings Open	0	0
Audit Findings Closed	4	53
Non-Conformances		
Non-Conformances Issued	0	8
Non-Conformances Open	1	1
Non-Conformances Closed	0	7

Activity Next Month

- Three design package audits are planned and scheduled.

7.0 SCHEDULE

The current Master Program Schedule (MPS) reflects a Revenue Service Date (RSD) of December 2021, without adjustment for contingency. This is consistent with the revised baseline established in November 2017. With the addition of approximately five months of contingency to account for potential risk to the project, the RSD is anticipated as April 2022. Due to FTA contingency requirements, an FFGA RSD will also be tracked. This date is forecast as August 22, 2022 and represents the final milestone in the Program Plan.

The program critical path runs through PG&E design and construction to provide permanent power, and concludes with pre-revenue testing. The near-critical path runs through manufacturing and testing of EMU trainsets. There is no change to the critical and near-critical paths from the prior reporting month.

Shown below, Table 7-1 indicates major milestone dates for the MPS. Items listed in Table 7-2 reflect the critical path activities/milestones for the PCEP. Table 7-3 lists near-critical activities on the horizon.

Notable Variances

BBII is currently reporting an overall delay to substantial completion, including the intermediate milestone of Segment 4/Test Track (first eight miles of electrification) completion. This delay, which has the potential to impact testing of the initial EMU trainsets as well as pre-revenue testing, is being evaluated by BBII and JPB and does not constitute a schedule extension for the program at this time.

Table 7-1 Schedule Status

Milestones	Program Plan	Progress Schedule (August 2018) ¹
Electrification Substantial Completion	08/10/2020	06/26/2021
Segment 4 Completion to Begin Vehicle Testing	11/21/2019	08/22/2020 ²
Arrival of First Vehicle at JPB	07/29/2019	07/15/2019
PG&E Final Design and Construction to provide Permanent Power Complete	09/09/2021	09/09/2021
Start Pre-Revenue Testing	09/10/2021	09/10/2021
RSD (w/o Risk Contingency)	12/09/2021	12/09/2021
RSD (w/ Risk Contingency)	04/22/2022	04/22/2022
FFGA RSD	08/22/2022	08/22/2022

Note:

¹. Dates may shift slightly as the update of this month's Progress Schedule is still in progress.

². See "Notable Variances" above for explanation on date shift.

Table 7-2 Critical Path Summary

Activity	Start	Finish¹
Electrification Substantial Completion	09/06/2016	06/26/2021
PG&E Final Design and Construction to provide Permanent Power	April 2016	09/09/2021
Pre-Revenue Testing	09/10/2021	12/09/2021
RSD w/out Risk Contingency ²	12/09/2021	12/09/2021
RSD w/ Risk Contingency ²	04/22/2022	04/22/2022

Note:
¹ Milestone activity.
² See 'Notable Variances' above for explanation on date.

Table 7-3 Near-Term, Near-Critical with Less Than Three Months of Float

Work Breakdown Structure	Activity	Responsibility
Vehicles	EMU Manufacturing and Testing	Project Delivery

**Peninsula Corridor Electrification Project
Monthly Progress Report**

8.0 BUDGET AND EXPENDITURES

The summary of overall budget and expenditure status for the PCEP is shown in the following tables. Table 8-1 reflects the Electrification budget, Table 8-2 reflects the EMU budget, and Table 8-3 reflects the overall project budget.

Table 8-1 Electrification Budget & Expenditure Status

Description of Work	Budget (A)	Current Budget (B) ¹	Cost This Month (C) ²	Cost To Date (D) ³	Estimate To Complete (E)	Estimate At Completion (F) = (D) + (E)
ELECTRIFICATION						
Electrification ⁽⁴⁾	\$ 696,610,558	\$ 709,381,852	\$ 8,373,436	\$ 240,897,021	\$ 468,484,832	\$ 709,381,852
SCADA	\$ -	\$ 3,446,917	\$ -	\$ 1,895,805	\$ 1,551,112	\$ 3,446,917
Tunnel Modifications	\$ 11,029,649	\$ 25,815,935	\$ -	\$ -	\$ 25,815,935	\$ 25,815,935
Real Estate	\$ 28,503,369	\$ 28,503,369	\$ 818,700	\$ 14,654,014	\$ 13,849,355	\$ 28,503,369
Private Utilities	\$ 63,515,298	\$ 94,778,380	\$ 757,714	\$ 27,451,224	\$ 67,327,156	\$ 94,778,380
Management Oversight ⁽⁵⁾	\$ 141,506,257	\$ 141,526,164	\$ 2,228,256	\$ 92,556,999	\$ 48,969,165	\$ 141,526,164
Executive Management	\$ 7,452,866	\$ 7,452,866	\$ 192,060	\$ 5,092,468	\$ 2,360,398	\$ 7,452,866
Planning	\$ 7,281,997	\$ 7,281,997	\$ 113,068	\$ 5,327,637	\$ 1,954,360	\$ 7,281,997
Community Relations	\$ 2,789,663	\$ 2,789,663	\$ 13,266	\$ 1,272,212	\$ 1,517,451	\$ 2,789,663
Safety & Security	\$ 2,421,783	\$ 2,421,783	\$ 82,726	\$ 1,597,827	\$ 823,956	\$ 2,421,783
Project Management Services	\$ 19,807,994	\$ 19,807,994	\$ 143,652	\$ 9,851,650	\$ 9,956,344	\$ 19,807,994
Engineering & Construction	\$ 11,805,793	\$ 11,805,793	\$ 232,454	\$ 4,666,423	\$ 7,139,370	\$ 11,805,793
Electrification Eng & Mgmt	\$ 50,461,707	\$ 50,461,707	\$ 939,658	\$ 28,660,495	\$ 21,801,212	\$ 50,461,707
IT Support	\$ 312,080	\$ 331,987	\$ 6,880	\$ 345,746	\$ (13,759)	\$ 331,987
Operations Support	\$ 1,445,867	\$ 1,445,867	\$ 62,582	\$ 894,709	\$ 551,159	\$ 1,445,867
General Support	\$ 4,166,577	\$ 4,166,577	\$ 187,624	\$ 3,258,399	\$ 908,178	\$ 4,166,577
Budget / Grants / Finance	\$ 1,229,345	\$ 1,229,345	\$ 45,812	\$ 919,039	\$ 310,306	\$ 1,229,345
Legal	\$ 2,445,646	\$ 2,445,646	\$ 131,178	\$ 3,065,480	\$ (619,834)	\$ 2,445,646
Other Direct Costs	\$ 5,177,060	\$ 5,177,060	\$ 77,297	\$ 2,897,036	\$ 2,280,024	\$ 5,177,060
Prior Costs 2002 - 2013	\$ 24,707,878	\$ 24,707,878	\$ -	\$ 24,707,878	\$ -	\$ 24,707,878
TASI Support	\$ 55,275,084	\$ 55,275,084	\$ 830,914	\$ 13,069,254	\$ 42,205,830	\$ 55,275,084
Insurance	\$ 3,500,000	\$ 4,305,769	\$ -	\$ 2,555,769	\$ 1,750,000	\$ 4,305,769
Environmental Mitigations	\$ 15,798,320	\$ 14,972,644	\$ -	\$ 712,000	\$ 14,260,644	\$ 14,972,644
Required Projects	\$ 17,337,378	\$ 15,627,378	\$ 4,351	\$ 461,637	\$ 15,165,741	\$ 15,627,378
Maintenance Training	\$ 1,021,808	\$ 1,021,808	\$ -	\$ -	\$ 1,021,808	\$ 1,021,808
Finance Charges	\$ 5,056,838	\$ 5,056,838	\$ 111,507	\$ 2,400,701	\$ 2,656,137	\$ 5,056,838
Contingency	\$ 276,970,649	\$ 216,413,070	\$ -	\$ -	\$ 179,359,132	\$ 179,359,132
Forecasted Costs and Changes	\$ -	\$ -	\$ -	\$ -	\$ 37,053,938	\$ 37,053,938
ELECTRIFICATION SUBTOTAL	\$ 1,316,125,208	\$ 1,316,125,208	\$ 13,124,878	\$ 396,654,423	\$ 919,470,785	\$ 1,316,125,208

Notes regarding tables above:

1. "Current Budget" includes executed change orders and awarded contracts.
2. Column C "Cost This Month" represents the cost of work performed this month.
3. Column D "Cost To Date" includes actuals (amount paid) and accruals (amount of work performed) to date.
4. Cost To Date for "Electrification" includes 5% for Contractor's retention until authorization of retention release.
5. The agency labor is actual through June 2018 and accrued for July and August 2018.

Peninsula Corridor Electrification Project
Monthly Progress Report

Table 8-2 EMU Budget & Expenditure Status

Description of Work	Budget (A)	Current Budget (B) ¹	Cost This Month (C) ²	Cost To Date (D) ³	Estimate To Complete (E)	Estimate At Completion (F) = (D) + (E)
EMU	\$ 550,899,459	\$ 550,564,069	\$ 4,225,280	\$ 92,399,665	\$ 458,164,404	\$ 550,564,069
CEMOF Modifications	\$ 1,344,000	\$ 1,344,000	\$ -	\$ -	\$ 1,344,000	\$ 1,344,000
Management Oversight ⁽⁴⁾	\$ 64,139,103	\$ 64,139,103	\$ 683,204	\$ 30,043,586	\$ 34,095,517	\$ 64,139,103
Executive Management	\$ 5,022,302	\$ 5,022,302	\$ 91,901	\$ 3,203,980	\$ 1,818,322	\$ 5,022,302
Community Relations	\$ 1,685,614	\$ 1,685,614	\$ 8,131	\$ 457,868	\$ 1,227,746	\$ 1,685,614
Safety & Security	\$ 556,067	\$ 556,067	\$ 7,212	\$ 364,754	\$ 191,313	\$ 556,067
Project Mgmt Services	\$ 13,275,280	\$ 13,275,280	\$ 88,045	\$ 6,481,626	\$ 6,793,654	\$ 13,275,280
Eng & Construction	\$ 89,113	\$ 89,113	\$ -	\$ 23,817	\$ 65,296	\$ 89,113
EMU Eng & Mgmt	\$ 32,082,556	\$ 32,082,556	\$ 331,276	\$ 14,014,601	\$ 18,067,955	\$ 32,082,556
IT Support	\$ 1,027,272	\$ 1,027,272	\$ 4,672	\$ 432,706	\$ 594,566	\$ 1,027,272
Operations Support	\$ 1,878,589	\$ 1,878,589	\$ -	\$ 277,200	\$ 1,601,388	\$ 1,878,589
General Support	\$ 2,599,547	\$ 2,599,547	\$ 72,648	\$ 1,427,243	\$ 1,172,304	\$ 2,599,547
Budget / Grants / Finance	\$ 712,123	\$ 712,123	\$ 24,965	\$ 530,883	\$ 181,240	\$ 712,123
Legal	\$ 1,207,500	\$ 1,207,500	\$ 17,112	\$ 1,063,376	\$ 144,124	\$ 1,207,500
Other Direct Costs	\$ 4,003,139	\$ 4,003,139	\$ 37,244	\$ 1,765,532	\$ 2,237,607	\$ 4,003,139
TASI Support	\$ 2,740,000	\$ 2,740,000	\$ -	\$ -	\$ 2,740,000	\$ 2,740,000
Required Projects	\$ 4,500,000	\$ 4,500,000	\$ -	\$ 270,000	\$ 4,230,000	\$ 4,500,000
Finance Charges	\$ 1,941,800	\$ 1,941,800	\$ 68,343	\$ 1,459,603	\$ 482,197	\$ 1,941,800
Contingency	\$ 38,562,962	\$ 38,898,352	\$ -	\$ -	\$ 37,962,352	\$ 37,962,352
Forecasted Costs and Changes	\$ -	\$ -	\$ -	\$ -	\$ 936,000	\$ 936,000
EMU SUBTOTAL	\$ 664,127,325	\$ 664,127,325	\$ 4,976,827	\$ 124,172,854	\$ 539,954,471	\$ 664,127,325

Notes regarding tables above:

1. "Current Budget" includes executed change orders and awarded contracts.
2. Column C "Cost This Month" represents the cost of work performed this month.
3. Column D "Cost To Date" includes actuals (amount paid) and accruals (amount of work performed) to date.
4. The agency labor is actual through June 2018 and accrued for July and August 2018.

Table 8-3 PCEP Budget & Expenditure Status

Description of Work	Budget (A)	Current Budget (B) ¹	Cost This Month (C) ²	Cost To Date (D) ³	Estimate To Complete (E)	Estimate At Completion (F) = (D) + (E)
Electrification Subtotal	\$ 1,316,125,208	\$ 1,316,125,208	\$ 13,124,878	\$ 396,654,423	\$ 919,470,785	\$ 1,316,125,208
EMU Subtotal	\$ 664,127,325	\$ 664,127,325	\$ 4,976,827	\$ 124,172,854	\$ 539,954,471	\$ 664,127,325
PCEP TOTAL	\$ 1,980,252,533	\$ 1,980,252,533	\$ 18,101,706	\$ 520,827,277	\$ 1,459,425,256	\$ 1,980,252,533

Notes regarding tables above:

1. Column B "Current Budget" includes executed change orders and awarded contracts.
2. Column C "Cost This Month" represents the cost of work performed this month.
3. Column D "Cost To Date" includes actuals (amount paid) and accruals (amount of work performed) to date.

Appendix D includes costs broken down by Standard Cost Code (SCC) format. This format is required for reporting of costs to the FTA. The overall project total in the SCC format is lower than the project costs in table 8-3. This is due to the exclusion of costs incurred prior to the project entering the Project Development phase.

9.0 CHANGE MANAGEMENT

The change management process establishes a formal administrative work process associated with the initiation, documentation, coordination, review, approval and implementation of changes that occur during the design, construction or manufacturing of the PCEP. The change management process accounts for impacts of the changes and ensures prudent use of contingency.

Currently the four PCEP contracts are BBII, Stadler, Tunnel Modification and SCADA. Future PCEP contracts such as CEMOF Modifications will also follow the change management process.

A log of all executed change orders can be found in Appendix E.

Executed Contract Change Orders (CCO) This Month

Electrification Contract

Change Order Authority (5% of BBII Contract)			5% x \$696,610,558 = \$34,830,528	
Date	Change Number	Description	CCO Amount	Change Order Authority Usage¹
	None		\$0	\$0
			Total	\$0

¹ (When indicated) Change approved by the Board of Directors – not counted against the Executive Director’s Change Order Authority.

EMU Contract

Change Order Authority (5% of Stadler Contract)			5% x \$550,899,459 = \$27,544,973	
Date	Change Number	Description	CCO Amount	Change Order Authority Usage¹
	None		\$0	\$0
			Total	\$0

¹ (When indicated) Change approved by the Board of Directors – not counted against the Executive Director’s Change Order Authority.

SCADA Contract

Change Order Authority (15% of ARINC Contract)			15% x \$3,446,917 = \$517,038	
Date	Change Number	Description	CCO Amount	Change Order Authority Usage¹
	None		\$0	\$0
			Total	\$0

¹ (When indicated) Change approved by the Board of Directors – not counted against the Executive Director’s Change Order Authority.

Tunnel Modification Contract

Change Order Authority (10% of ProVen Contract)			10% x \$38,477,777 = \$3,847,778	
Date	Change Number	Description	CCO Amount	Change Order Authority Usage¹
	None		\$0	\$0
			Total	\$0

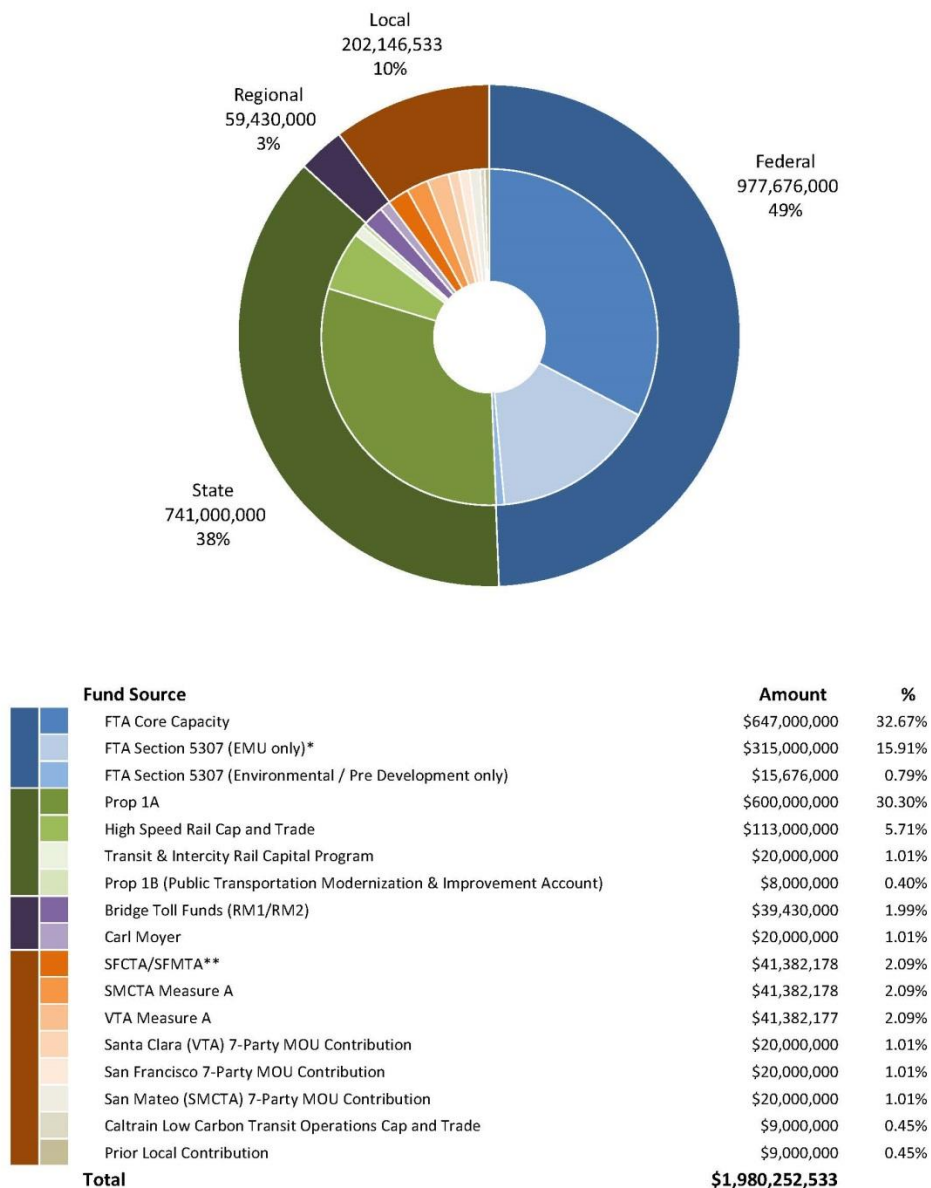
¹ (When indicated) Change approved by the Board of Directors – not counted against the Executive Director’s Change Order Authority.

THIS PAGE INTENTIONALLY LEFT BLANK

10.0 FUNDING

Figure 10-1 depicts a summary of the funding plan for the PCEP. It provides a breakdown of the funding partners as well as the allocated funds. As previously noted, the JPB received approval of the FFGA from the FTA in May 2017. The Agreement provides the project with a commitment of \$647 million in federal funding. As previously reported, the FTA released the Fiscal Year 2018 apportionments, which includes the \$100 million in Core Capacity funding. Additionally, the MTC has programmed \$73 million of its commitment of FTA formula funds to the project. The JPB is in the process of working with FTA region IX staff to make both the core capacity funds and formula funds available to the project.

Figure 10-1 Funding Plan



Notes:

- *Includes necessary fund transfer with SMCTA
- **Includes \$4M CMAQ Transfer considered part of SF local contribution

THIS PAGE INTENTIONALLY LEFT BLANK

11.0 RISK MANAGEMENT

The risk management process is conducted in an iterative fashion throughout the life of the project. During this process, new risks are identified, other risks are resolved or managed, and potential impacts and severity modified based on the current situation. The Risk Management team's progress report includes a summary on the effectiveness of the Risk Management Plan, any unanticipated effects, and any correction needed to handle the risk appropriately.

The Risk Management team meets monthly to identify risks and corresponding mitigation measures. Each risk is graded based on the potential cost and schedule impacts they could have on the project. This collection of risks has the greatest potential to affect the outcome of the project and consequently is monitored most closely. For each of the noted risks, as well as for all risks on the risk register, mitigation measures have been identified and are being implemented. Progress in mitigating these risks is confirmed at monthly risk assessment meetings attended by project team management and through continuous monitoring of the Risk Management Lead.

The team has identified the following items as top risks for the project (see Appendix F for the complete Risk Table):

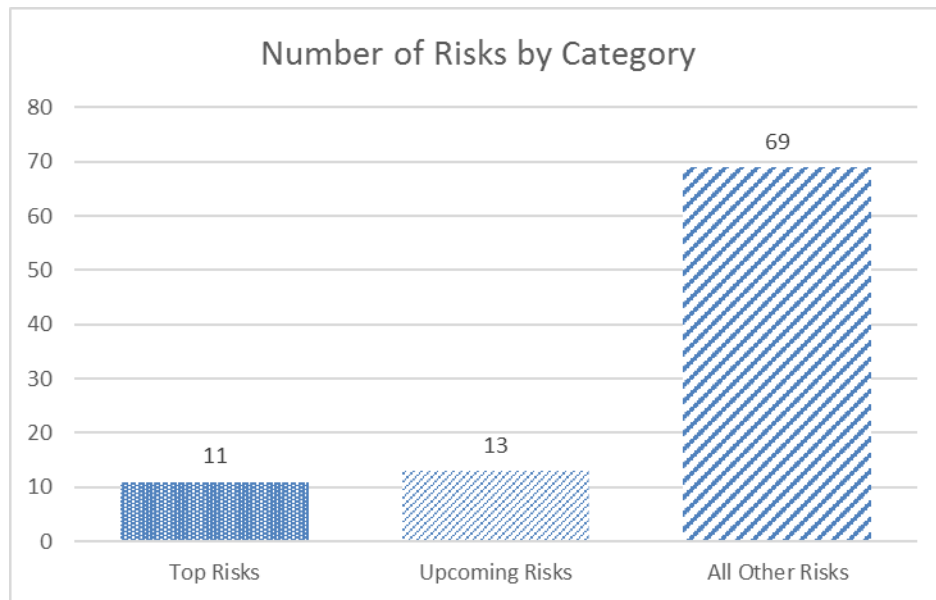
1. BBII may be unable to develop grade crossing modifications that meet regulatory requirements prior to scheduled testing and commissioning of the system.
2. A complex and diverse collection of major program elements and current Caltrain capital works projects may not be successfully integrated with existing operations and infrastructure.
3. Additional work in the form of signal/pole adjustments may be required to remedy sight distance impediments arising from modifications to original design.
4. Potential that modifications to the PTC database and signal software are not completed in time for cutover and testing.
5. Track access may not meet expectations contributing to a prolonged construction schedule.
6. Design changes may necessitate additional implementation of environmental mitigations not previously budgeted.
7. Collaboration across multiple disciplines to develop a customized rail activation program may fail to comprehensively address the full scope of issues required to operate and maintain an electrified railroad and decommission the current diesel fleet.
8. BBII may be unable to get permits required by jurisdictions for construction in a timely manner.
9. UPRR does not accept catenary pole offsets from centerline of track necessitating further negotiation or relocation of poles
10. Cost and schedule of Stadler contract could increase as a result of this change in PTC system; delay of PTC may delay acceptance of EMUs.
11. Cost and schedule of BBII contract could increase as a result of this change in PTC system

Activity This Month

- Updates were made to risk descriptions, effects, and mitigations based upon weekly input from risk owners. Monthly cycle of risk updating was completed based on schedules established in the Risk Identification and Mitigation Plan.
- Risk retirement dates were updated based upon revisions to the project schedule and input from risk owners.
- Continued weekly monitoring of risk mitigation actions and publishing of the risk register.
- The Risk Management team attended Project Delivery, Electrification, Rail Activation, and Systems Integration meetings to monitor developments associated with risks and to identify new risks.
- Conducted monthly Risk Assessment Committee meeting.
- Participated in Quarterly Contractor Risk Management meeting.

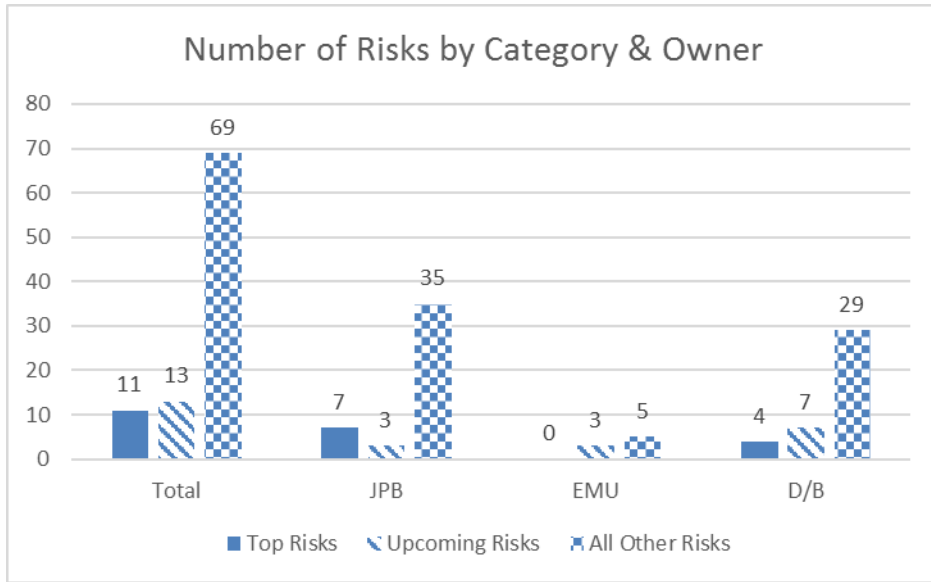
Tables 11-1 and 11-2 show the risks identified for the program. Risks are categorized as top risk, upcoming risk, and all other risks. The categories are based on a rating scale composed of schedule and cost factors. Top risks are considered to have a significantly higher than average risk grade. Upcoming risks are risks for which mitigating action must be taken within 60 days. All other risks are risks not falling into other categories.

Table 11-1 Monthly Status of Risks



Total Number of Active Risks = 93

Table 11-2 Risk Classification



Total Number of Active Risks = 93

Activity Next Month

- Conduct weekly monitoring of risk mitigation actions and continue publishing risk register.
- Update risk descriptions, effects, mitigations and retirement dates based on weekly monitoring.
- Incorporate results of Quarterly Contractor Risk Management meeting into project risk register.
- Conduct Risk Assessment Committee meeting.

THIS PAGE INTENTIONALLY LEFT BLANK

12.0 ENVIRONMENTAL

12.1 Permits

The PCEP has obtained the required environmental permits from the following agencies/federal regulations: Section 106 of the National Historic Preservation Act of 1966 (NHPA), Section 7 of the Endangered Species Act (ESA), United States Army Corps of Engineers, San Francisco Bay Regional Water Quality Control Board (SFWQCB), the California Department of Fish and Wildlife, and the San Francisco Bay Conservation Development Commission.

Activity This Month

- None

Activity Next Month

- None

12.2 Mitigation Monitoring and Reporting Program (MMRP)

The California Environmental Quality Act (CEQA) requires that a Lead Agency establish a program to monitor and report on mitigation measures that it has adopted as part of the environmental review process. The PCEP team has prepared a MMRP to ensure that mitigation measures identified in the PCEP Environmental Impact Report (EIR) are fully implemented during project implementation. PCEP will implement the mitigation measures through its own actions, those of the DB contractor and actions taken in cooperation with other agencies and entities. The status of each mitigation measure in the MMRP is included in Appendix G.

Activity This Month

- Environmental compliance monitors were present during project activities (OCS pole foundation installation, OCS pole setting, potholing for utility location, ductbank installation, tree trimming/removal, staging area development, conduit installation, concrete and asphalt demolition, installation of OCS bridge attachments, etc.) occurring in areas that required monitoring. The monitoring was conducted in accordance with measures in the MMRP in an effort to minimize potential impacts on sensitive environmental resources.
- Tree trimming and removal in Segments 2, 3, and 4.
- Noise and vibration monitoring also occurred during project activities, and non-hazardous soil was removed from the right of way (ROW).
- Pre-construction surveys for sensitive wildlife ahead of project activities occurred to help ensure no special-status species were impacted during project activities.
- Pre-construction nesting bird surveys during the nesting bird season continued (nesting bird season is defined as February 1 through August 31).
- Environmentally Sensitive Area (ESA) staking and/or fencing occurred to delineate jurisdictional waterways and other potentially sensitive areas that should be avoided during upcoming construction activities, and wildlife exclusion fencing

installation and monitoring occurred adjacent to portions of the alignment designated for wildlife exclusion fencing.

- Silt fencing installation occurred at equipment staging areas and duct bank installation and structural concrete placement were completed at the TPS-2 site in accordance with the project-specific Stormwater Pollution Prevention Plan.

Activity Next Month

- Environmental compliance monitors will continue to monitor project activities occurring in areas that require monitoring in an effort to minimize potential impacts on sensitive environmental resources in accordance with the MMRP.
- Noise and vibration monitoring of project activities will continue to occur and non-hazardous soil will continue to be removed.
- Tree trimming and removal will continue in Segments 2, 3, and 4.
- Biological surveyors will continue to conduct pre-construction surveys for sensitive wildlife species ahead of project activities.
- Silt fencing installation will continue.
- ESA staking will continue to occur to delineate jurisdictional waterways and other potentially sensitive areas that should be avoided during upcoming project activities.
- Wildlife exclusion fencing will continue to be installed prior to upcoming construction activities adjacent to potentially suitable habitat for sensitive wildlife species.

13.0 UTILITY RELOCATION

Implementation of the PCEP requires relocation or rerouting of both public and private utility lines and/or facilities. Utility relocation will require coordination with many entities, including regulatory agencies, public safety agencies, federal, state, and local government agencies, private and public utilities, and other transportation agencies and companies. This section describes the progress specific to the utility relocation process.

Activity This Month

- Continued work with all utilities on review of overhead utility line relocations based on the current design.
- Continued individual coordination with utility companies on relocation plans and schedule for incorporation with Master Program Schedule.
- Continued coordination work with communications utilities on review of relocation design.
- Continued to work with Verizon on relocation of aerial fiber. Relocation for the corridor is scheduled to be completed by the end of 2018.
- Continued to work on relocation design review for PG&E and coordinate with PG&E on permitting and work planning.
- Continued PG&E relocations in Segments 2 and 4.
- Continued to perform verifications for relocated PG&E facilities.
- Continued corrections to identified deficiencies in PG&E relocations.
- Held monthly utility coordination meeting to discuss overall status and areas of potential concern from the utilities.

Activity Next Month

- Continue to coordinate with utility owners on the next steps of relocations, including support of any required design information.
- Update the relocation schedule as information becomes available from the utility owners.
- Continue review of relocation design from PG&E and communications companies and coordinate with PG&E on permitting and work planning for relocations.
- Continue PG&E relocations in Segments 2 and 4.
- Conduct monthly utility meeting with utility owners.
- Continue coordination and scheduling with Verizon on relocation of aerial fiber.

THIS PAGE INTENTIONALLY LEFT BLANK

14.0 REAL ESTATE

The PCEP requires the acquisition of a limited amount of real estate. In general, Caltrain uses existing ROW for the PCEP, but in certain locations, will need to acquire small portions of additional real estate to expand the Right of Way (ROW) to accommodate installation of OCS supports (fee acquisitions or railroad easements) and associated Electrical Safety Zones (easements). There are two larger full acquisition areas required for wayside facilities. The PCEP Real Estate team manages the acquisition of all property rights. Caltrain does not need to acquire real estate to complete the EMU procurement portion of the PCEP.

Activity This Month

- PS-3 was relocated to avoid a conflict with the future Burlingame Grade Separation Project. Staff negotiated with the city of Burlingame to finalize an agreement to use Burlingame city property for the relocated facility.
- Staff discussed a property swap with a property owner in Segment 1.
- Staff worked with BBII to develop a process to identify potential new property acquisitions as soon as possible in the design process.

Activity Next Month

- Negotiations for all outstanding offers will continue.
- Design will continue on the two parcels in Segment 3 on design hold with the hope of finalizing design.
- Staff will continue to work with PG&E and Central Concrete as design progresses.
- Design will continue on the five new parcels identified.

Table 14-1 below provides a brief summary of the Real Estate acquisition overview for the project.

Table 14-1 Real Estate Acquisition Overview

Segment	No. of Parcels Needed*	No. of Appraisals Completed	Offers Presented	Offers Accepted	Acquisition Status		
					Escrow Closed	Eminent Domain Action Filed	Parcel Possession*
Segment 1	7	0	0	0	0	0	0
Segment 2	27	26	25	22	19	3	25
Segment 3	10	9	8	5	4	0	4
Segment 4	9	8	8**	1	0	1	2
Additional Parcels*	5	0	0	0	0	0	0
Total	58	43	41	28	23	4	31

Note:

During design development, the real estate requirements may adjust to accommodate design refinements. Parcel requirements will adjust accordingly. The table in this report reflects the current property needs for the Project.

*Possession obtained either through acquisition of parcel, possession date in contract or Order for Possession through condemnation action.

**PG&E covers 4 parcels.

THIS PAGE INTENTIONALLY LEFT BLANK

15.0 THIRD PARTY AGREEMENTS

Third-party coordination is necessary for work impacting public infrastructure, utilities, ROW acquisitions, and others. Table 15-1 below outlines the status of necessary agreements for the PCEP.

Table 15-1 Third-Party Agreement Status

Type	Agreement	Third-Party	Status
Governmental Jurisdictions	Construction & Maintenance ¹	City & County of San Francisco	Executed
		City of Brisbane	Executed
		City of South San Francisco	Executed
		City of San Bruno	Executed
		City of Millbrae	Executed
		City of Burlingame	Executed
		City of San Mateo	Executed
		City of Belmont	Executed
		City of San Carlos	Executed
		City of Redwood City	Executed
		City of Atherton	In Process
		County of San Mateo	Executed
		City of Menlo Park	Executed
		City of Palo Alto	In Process
		City of Mountain View	Executed
		City of Sunnyvale	Executed
		City of Santa Clara	Executed
		County of Santa Clara	Executed
	City of San Jose	Executed	
	Condemnation Authority	San Francisco	In Process
San Mateo		Executed	
Santa Clara		Executed	
Utilities	Infrastructure	PG&E	Executed ²
	Operating Rules	CPUC	Executed
Transportation & Railroad	Construction & Maintenance	Bay Area Rapid Transit	Executed ³
	Construction & Maintenance	California Dept. of Transportation (Caltrans)	Not needed ⁴
	Trackage Rights	UPRR	Executed ³

Notes regarding table above:

- ¹. Agreements memorialize the parties' consultation and cooperation, designate respective rights and obligations and ensure cooperation between the JPB and the 17 cities and three counties along the Caltrain ROW and within the PCEP limits in connection with the design and construction of the PCEP.
- ². The Master Agreement and Supplemental Agreements 1, 2, 3 and 5 have been executed. Supplemental Agreement 4 has JPB approval for execution by the Executive Director.
- ³. Utilizing existing agreements.
- ⁴. Caltrans Peer Process utilized. Formal agreement not needed.

THIS PAGE INTENTIONALLY LEFT BLANK

16.0 GOVERNMENT AND COMMUNITY AFFAIRS

The Community Relations and Outreach team coordinates all issues with all jurisdictions, partner agencies, government organizations, businesses, labor organizations, local agencies, residents, community members, other interested parties, and the media. In addition, the team oversees the BBII's effectiveness in implementing its Public Involvement Program. The following PCEP-related external affairs meetings took place this month:

Presentations/Meetings

- San Francisco Community Meeting
- Palo Alto Community Meeting
- Local Policy Maker Group
- City/County Staff Coordinating Group

Third Party/Stakeholder Actions

- Issued for Construction Bridge Attachment Drawings – South San Francisco
- Issued for Construction Bridge Attachment Drawings – Millbrae
- Issued for Construction – TPS-2 – San Jose

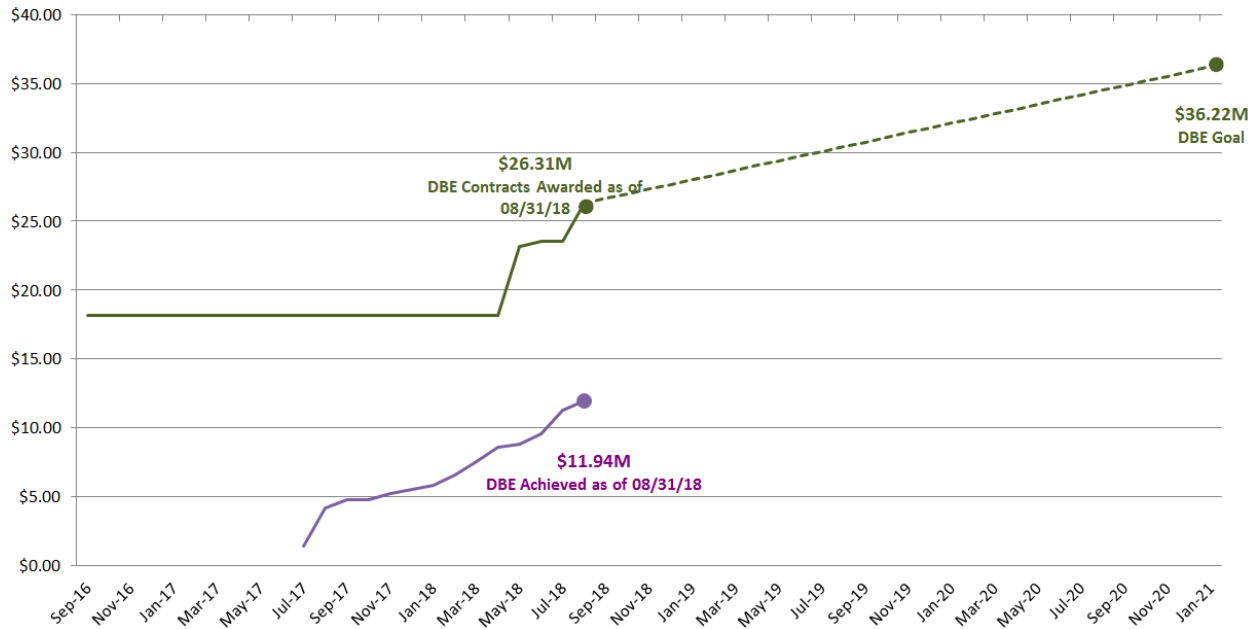
THIS PAGE INTENTIONALLY LEFT BLANK

17.0 DISADVANTAGED BUSINESS ENTERPRISE (DBE) PARTICIPATION AND LABOR STATISTICS

BBII proposed that 5.2% of the total DB contract value (**\$36,223,749**) would be subcontracted to DBEs. As expressed in Figure 17-1 below, to date:

- **\$11,938,560** has been paid to DBE subcontractors.

Figure 17-1 DBE Participation



In order to reach the 5.2% DBE participation goal, BBII has proposed the following key actions:

“In the month of September, 2018, we continue to anticipate increasing our DBE commitments to firms who we are currently negotiating pricing on proposed work or Professional Services Agreements. Also we anticipate an upcoming award of an additional contract to a DBE firm in the area of Security Guard services.”

THIS PAGE INTENTIONALLY LEFT BLANK

18.0 PROCUREMENT

Invitation for Bid (IFB)/Request for Qualifications (RFQ)/ Request for Proposals (RFP) Issued this Month:

- IFB – 18-J-C-071 – CEMOF Facility Modifications for PCEP

Bids, Proposals, Quotes in Response to IFB/RFQ/RFP Received this Month:

- None

Contract Awards this Month:

- None

Work Directive (WD)/Purchase Order (PO) Awards & Amendments this Month:

- Multiple WDs & POs issued to support the program needs

In Process IFB/RFQ/RFP/Contract Amendments:

- None

Upcoming Contract Awards:

- RFP – 18-J-P-114 – Special Inspection & Testing Services
- RFP – 18-J-P-115 – On-Call Construction Management Services for PCEP
- RFP – 18-J-P-072 – On-Call Safety & Security Services for PCEP
- IFB – 18-J-C-071 – CEMOF Facility Modifications for PCEP

Upcoming IFB/RFQ/RFP to be Issued:

- None

Existing Contracts Amendments Issued:

- None

THIS PAGE INTENTIONALLY LEFT BLANK

19.0 TIMELINE OF MAJOR PROJECT ACCOMPLISHMENTS

Below is a timeline showing major project accomplishments from 2001 to 2017:

Date	Milestone
2001	Began federal National Environmental Policy Act (NEPA) Environmental Assessment (EA) / state EIR clearance process
2002	Conceptual Design completed
2004	Draft NEPA EA/EIR
2008	35% design complete
2009	Final NEPA EA/EIR and Finding of No Significant Impact (FONSI)
2014	RFQ for electrification RFI for EMU
2015	JPB approves final CEQA EIR JPB approves issuance of RFP for electrification JPB approves issuance of RFP for EMU Receipt of proposal for electrification FTA approval of Core Capacity Project Development
2016	JPB approves EIR Addendum #1: PS-7 FTA re-evaluation of 2009 FONSI Receipt of electrification best and final offers Receipt of EMU proposal Application for entry to engineering to FTA Completed the EMU Buy America Pre-Award Audit and Certification Negotiations completed with Stadler for EMU vehicles Negotiations completed with BBII, the apparent best-value electrification firm JPB approves contract award (LNTP) to BBII JPB approves contract award (LNTP) to Stadler FTA approval of entry into engineering for the Core Capacity Program Application for FFGA
2017	FTA finalized the FFGA for \$647 million in Core Capacity funding, met all regulatory requirements including end of Congressional Review Period (February) FTA FFGA executed, committing \$647 million to the project (May) JPB approves \$1.98 billion budget for PCEP (June) Issued NTP for EMUs to Stadler (June 1) Issued NTP for electrification contract to BBII (June 19) Construction began (August) EMU manufacturing began (October) Issued NTP for SCADA to Rockwell Collins (ARINC) (October) Issued NTP for CEMOF Facility Upgrades to HNTB (November)

Peninsula Corridor Electrification Project
Monthly Progress Report

Date	Milestone
2018	Completed all PG&E agreements JPB approves contract award to Mitsui for the purchase of electric locomotives and Amtrak for overhaul services, storage, acceptance testing, training, and shipment of locomotive to CEMOF JPB approves authorization for the Executive Director to negotiate final contract award to ProVen for tunnel modifications and track rehabilitation project JPB approves contract award (LNTP) to ProVen for tunnel modifications

APPENDICES

THIS PAGE INTENTIONALLY LEFT BLANK

Appendix A – Acronyms

THIS PAGE INTENTIONALLY LEFT BLANK

AIM	Advanced Information Management	EIR	Environmental Impact Report
ARINC	Aeronautical Radio, Inc.	EOR	Engineer of Record
BAAQMD	Bay Area Air Quality Management District	EMU	Electric Multiple Unit
BBII	Balfour Beatty Infrastructure, Inc.	ESA	Endangered Species Act
CAISO	California Independent System Operator	ESA	Environmental Site Assessments
CalMod	Caltrain Modernization Program	FAI	First Article Inspection
Caltrans	California Department of Transportation	FEIR	Final Environmental Impact Report
CDFW	California Department of Fish and Wildlife	FNTF	Full Notice to Proceed
CEMOF	Centralized Equipment Maintenance and Operations Facility	FFGA	Full Funding Grant Agreement
CEQA	California Environmental Quality Act (State)	FONSI	Finding of No Significant Impact
CHSRA	California High-Speed Rail Authority	FRA	Federal Railroad Administration
CIP	Capital Improvement Plan	FTA	Federal Transit Administration
CPUC	California Public Utilities Commission	GO	General Order
CTC	Centralized Traffic Control	HSR	High Speed Rail
DB	Design-Build	ICD	Interface Control Document
DBB	Design-Bid-Build	IFC	Issued for Construction
DBE	Disadvantaged Business Enterprise	ITS	Intelligent Transportation System
DEMP	Design, Engineering, and Management Planning	JPB	Peninsula Corridor Joint Powers Board
EA	Environmental Assessment	LNTP	Limited Notice to Proceed
EAC	Estimate at Completion	MMRP	Mitigation, Monitoring, and Reporting Program
		MOU	Memorandum of Understanding

Peninsula Corridor Electrification Project
Monthly Progress Report

MPS	Master Program Schedule	ROCS	Rail Operations Center System
NCR	Non Conformance Report		
NEPA	National Environmental Policy Act (Federal)	ROW	Right of Way
NHPA	National Historic Preservation Act	RRP	Railroad Protective Liability
NMFS	National Marine Fisheries Service	RSD	Revenue Service Date
NTP	Notice to Proceed	RWP	Roadway Worker Protection
OCS	Overhead Contact System	SamTrans	San Mateo County Transit District
PCEP	Peninsula Corridor Electrification Project	SCADA	Supervisory Control and Data Acquisition
PCJPB	Peninsula Corridor Joint Powers Board	SCC	Standard Cost Code
PG&E	Pacific Gas and Electric	SPUR	San Francisco Bay Area Planning and Urban Research Association
PHA	Preliminary Hazard Analysis	SFBCDC	San Francisco Bay Conservation Development Commission
PMOC	Project Management Oversight Contractor	SFCTA	San Francisco County Transportation Authority
PS	Paralleling Station	SFMTA	San Francisco Municipal Transportation Authority
PTC	Positive Train Control	SFRWQCB	San Francisco Regional Water Quality Control Board
QA	Quality Assurance	SOGR	State of Good Repair
QC	Quality Control	SS	Switching Station
QMP	Quality Management Plan	SSCP	Safety and Security Certification Plan
QMS	Quality Management System	SSMP	Safety and Security Management Plan
RAMP	Real Estate Acquisition Management Plan	SSWP	Site Specific Work Plan
RE	Real Estate	TASI	Transit America Services Inc.
RFI	Request for Information		
RFP	Request for Proposals		
RFQ	Request for Qualifications		

TBD	To Be Determined
TPS	Traction Power Substation
TVA	Threat and Vulnerability Assessment
UPRR	Union Pacific Railroad
USACE	United States Army Corp of Engineers
USFWS	U.S. Fish and Wildlife Service
VTA	Santa Clara Valley Transportation Authority

THIS PAGE INTENTIONALLY LEFT BLANK

Appendix B – Funding Partner Meetings

THIS PAGE INTENTIONALLY LEFT BLANK

Funding Partner Meeting Representatives
Updated July 25, 2017

Agency	CHSRA	MTC	SFCTA/SFMTA/CCSF	SMCTA	VTA
FTA Quarterly Meeting	<ul style="list-style-type: none"> • Bruce Armistead • Boris Lipkin • Ian Ferrier (info only) • Wai Siu (info only) 	<ul style="list-style-type: none"> • Anne Richman • Glen Tepke 	<ul style="list-style-type: none"> • Luis Zurinaga 	<ul style="list-style-type: none"> • April Chan • Peter Skinner 	<ul style="list-style-type: none"> • Jim Lawson
Funding Partners Quarterly Meeting	<ul style="list-style-type: none"> • Bruce Armistead • Boris Lipkin • John Popoff 	<ul style="list-style-type: none"> • Trish Stoops 	<ul style="list-style-type: none"> • Luis Zurinaga 	<ul style="list-style-type: none"> • April Chan • Peter Skinner 	<ul style="list-style-type: none"> • Krishna Davey
Funding Oversight (monthly)	<ul style="list-style-type: none"> • Ben Tripousis • Kelly Doyle 	<ul style="list-style-type: none"> • Anne Richman • Glen Tepke • Kenneth Folan 	<ul style="list-style-type: none"> • Anna LaForte • Maria Lombardo • Luis Zurinaga • Monique Webster • Ariel Espiritu Santo 	<ul style="list-style-type: none"> • April Chan • Peter Skinner 	<ul style="list-style-type: none"> • Jim Lawson • Marcella Rensi • Michael Smith
Change Management Board (monthly)	<ul style="list-style-type: none"> • Bruce Armistead • Boris Lipkin 	<ul style="list-style-type: none"> • Trish Stoops • Kenneth Folan 	<ul style="list-style-type: none"> • Luis Zurinaga • Tilly Chang (info only) 	<ul style="list-style-type: none"> • Joe Hurley 	<ul style="list-style-type: none"> • Krishna Davey • Jim Lawson • Carol Lawson • Nuria Fernandez (info only)
Master Program Schedule Update (monthly)	<ul style="list-style-type: none"> • Ian Ferrier • Wai Siu 	<ul style="list-style-type: none"> • Trish Stoops 	<ul style="list-style-type: none"> • Luis Zurinaga 	<ul style="list-style-type: none"> • Joe Hurley 	<ul style="list-style-type: none"> • Jim Lawson
Risk Assessment Committee (monthly)	<ul style="list-style-type: none"> • Ian Ferrier • Wai Siu 	<ul style="list-style-type: none"> • Trish Stoops 	<ul style="list-style-type: none"> • Luis Zurinaga 	<ul style="list-style-type: none"> • Joe Hurley 	<ul style="list-style-type: none"> • Krishna Davey
PCEP Delivery Coordination Meeting (bi-weekly)	<ul style="list-style-type: none"> • Ian Ferrier 	<ul style="list-style-type: none"> • Trish Stoops 	<ul style="list-style-type: none"> • Luis Zurinaga 	<ul style="list-style-type: none"> • Joe Hurley 	<ul style="list-style-type: none"> • Krishna Davey
Systems Integration Meeting (bi-weekly)	<ul style="list-style-type: none"> • Ian Ferrier • Wai Siu 	<ul style="list-style-type: none"> • Trish Stoops 	<ul style="list-style-type: none"> • Luis Zurinaga 	<ul style="list-style-type: none"> • Joe Hurley 	<ul style="list-style-type: none"> • Krishna Davey

THIS PAGE INTENTIONALLY LEFT BLANK

Appendix C – Schedule

THIS PAGE INTENTIONALLY LEFT BLANK

Appendix D – Standard Cost Codes

THIS PAGE INTENTIONALLY LEFT BLANK

**Peninsula Corridor Electrification Project
Monthly Progress Report**

Description of Work	Approved Budget (A)	Cost This Month (B)	Cost To Date (C)	Estimate To Complete (D)	Estimate At Completion (E) = (C) + (D)
10 - GUIDEWAY & TRACK ELEMENTS	\$ 27,781,170	\$ -	\$ -	\$ 27,881,170	\$ 27,881,170
10.02 Guideway: At-grade semi-exclusive (allows cross-traffic)	\$ 2,500,000	\$ -	\$ -	\$ 2,600,000	\$ 2,600,000
10.07 Guideway: Underground tunnel	\$ 25,281,170	\$ -	\$ -	\$ 25,281,170	\$ 25,281,170
10.07 Allocated Contingency	\$ 0	\$ -	\$ -	\$ 0	\$ 0
30 - SUPPORT FACILITIES: YARDS, SHOPS, ADMIN. BLDGS	\$ 2,265,200	\$ -	\$ -	\$ 2,265,200	\$ 2,265,200
30.03 Heavy Maintenance Facility	\$ 1,344,000	\$ -	\$ -	\$ 1,344,000	\$ 1,344,000
30.03 Allocated Contingency	\$ 421,200	\$ -	\$ -	\$ 421,200	\$ 421,200
30.05 Yard and Yard Track	\$ 500,000	\$ -	\$ -	\$ 500,000	\$ 500,000
40 - SITEWORK & SPECIAL CONDITIONS	\$ 267,791,916	\$ 1,634,626	\$ 78,363,789	\$ 204,138,145	\$ 282,501,934
40.01 Demolition, Clearing, Earthwork	\$ 3,077,685	\$ 38,000	\$ 1,233,000	\$ 1,919,685	\$ 3,152,685
40.02 Site Utilities, Utility Relocation	\$ 93,455,599	\$ 647,213	\$ 25,284,777	\$ 82,869,841	\$ 108,154,617
40.02 Allocated Contingency	\$ (0)	\$ -	\$ -	\$ (0)	\$ (0)
40.03 Haz. mat'l, contam'd soil removal/mitigation, ground water treatments	\$ 2,200,000	\$ -	\$ -	\$ 2,200,000	\$ 2,200,000
40.04 Environmental mitigation, e.g. wetlands, historic/archeologic, parks	\$ 32,679,208	\$ 118,500	\$ 721,125	\$ 31,958,083	\$ 32,679,208
40.05 Site structures including retaining walls, sound walls	\$ 568,188	\$ -	\$ -	\$ 568,188	\$ 568,188
40.06 Pedestrian / bike access and accommodation, landscaping	\$ 804,933	\$ -	\$ -	\$ 740,933	\$ 740,933
40.07 Automobile, bus, van accessways including roads, parking lots	\$ 284,094	\$ -	\$ -	\$ 284,094	\$ 284,094
40.08 Temporary Facilities and other indirect costs during construction	\$ 114,562,209	\$ 830,914	\$ 51,124,887	\$ 63,637,321	\$ 114,762,209
40.08 Allocated Contingency	\$ 20,160,000	\$ -	\$ -	\$ 19,960,000	\$ 19,960,000
50 - SYSTEMS	\$ 502,766,044	\$ 3,846,060	\$ 38,509,219	\$ 460,339,000	\$ 498,848,219
50.01 Train control and signals	\$ 96,789,149	\$ 1,331,921	\$ 4,535,576	\$ 96,885,298	\$ 101,420,874
50.01 Allocated Contingency	\$ 2,451,000	\$ -	\$ -	\$ -	\$ -
50.02 Traffic signals and crossing protection	\$ 23,879,905	\$ -	\$ -	\$ 23,879,905	\$ 23,879,905
50.02 Allocated Contingency	\$ 1,140,000	\$ -	\$ -	\$ 1,140,000	\$ 1,140,000
50.03 Traction power supply: substations	\$ 71,003,821	\$ 757,834	\$ 6,763,963	\$ 64,239,858	\$ 71,003,821
50.03 Allocated Contingency	\$ 28,131,860	\$ -	\$ -	\$ 28,131,860	\$ 28,131,860
50.04 Traction power distribution: catenary and third rail	\$ 253,711,929	\$ 1,756,305	\$ 27,209,680	\$ 230,059,502	\$ 257,269,182
50.04 Allocated Contingency	\$ 18,095,081	\$ -	\$ -	\$ 8,439,277	\$ 8,439,277
50.05 Communications	\$ 5,455,000	\$ -	\$ -	\$ 5,455,000	\$ 5,455,000
50.07 Central Control	\$ 2,090,298	\$ -	\$ -	\$ 2,090,298	\$ 2,090,298
50.07 Allocated Contingency	\$ 18,000	\$ -	\$ -	\$ 18,000	\$ 18,000
60 - ROW, LAND, EXISTING IMPROVEMENTS	\$ 35,675,084	\$ 818,700	\$ 12,535,785	\$ 23,139,299	\$ 35,675,084
60.01 Purchase or lease of real estate	\$ 25,927,074	\$ 818,700	\$ 12,457,350	\$ 13,469,724	\$ 25,927,074
60.01 Allocated Contingency	\$ 8,748,010	\$ -	\$ -	\$ 8,748,010	\$ 8,748,010
60.02 Relocation of existing households and businesses	\$ 1,000,000	\$ -	\$ 78,435	\$ 921,565	\$ 1,000,000
70 - VEHICLES (96)	\$ 625,755,807	\$ 4,908,191	\$ 116,547,432	\$ 509,208,375	\$ 625,755,807
70.03 Commuter Rail	\$ 588,831,901	\$ 4,908,191	\$ 116,277,432	\$ 473,490,470	\$ 589,767,901
70.03 Allocated Contingency	\$ 10,019,974	\$ -	\$ -	\$ 9,083,974	\$ 9,083,974
70.06 Non-revenue vehicles	\$ 8,140,000	\$ -	\$ 270,000	\$ 7,870,000	\$ 8,140,000
70.07 Spare parts	\$ 18,763,931	\$ -	\$ -	\$ 18,763,931	\$ 18,763,931
80 - PROFESSIONAL SERVICES (applies to Cats. 10-50)	\$ 326,722,944	\$ 6,714,278	\$ 221,429,149	\$ 110,407,265	\$ 331,836,414
80.01 Project Development	\$ 130,350	\$ -	\$ 280,180	\$ (149,830)	\$ 130,350
80.02 Engineering (not applicable to Small Starts)	\$ 182,940,676	\$ 4,410,218	\$ 165,225,234	\$ 23,871,913	\$ 189,097,147
80.02 Allocated Contingency	\$ 1,338,919	\$ -	\$ -	\$ 295,919	\$ 295,919
80.03 Project Management for Design and Construction	\$ 72,910,901	\$ 2,082,884	\$ 45,645,586	\$ 27,265,314	\$ 72,910,901
80.03 Allocated Contingency	\$ 9,270,000	\$ -	\$ -	\$ 9,270,000	\$ 9,270,000
80.04 Construction Administration & Management	\$ 23,795,703	\$ 85,617	\$ 4,136,308	\$ 27,357,866	\$ 31,494,174
80.04 Allocated Contingency	\$ 19,419,246	\$ -	\$ -	\$ 11,720,775	\$ 11,720,775
80.05 Professional Liability and other Non-Construction Insurance	\$ 4,305,769	\$ -	\$ 2,555,769	\$ 1,750,000	\$ 4,305,769
80.06 Legal; Permits; Review Fees by other agencies, cities, etc.	\$ 6,341,599	\$ 135,062	\$ 3,572,688	\$ 2,768,911	\$ 6,341,599
80.06 Allocated Contingency	\$ 556,000	\$ -	\$ -	\$ 556,000	\$ 556,000
80.07 Surveys, Testing, Investigation, Inspection	\$ 3,287,824	\$ 498	\$ 13,384	\$ 3,274,440	\$ 3,287,824
80.08 Start up	\$ 1,797,957	\$ -	\$ -	\$ 1,797,957	\$ 1,797,957
80.08 Allocated Contingency	\$ 628,000	\$ -	\$ -	\$ 628,000	\$ 628,000
Subtotal (10 - 80)	\$ 1,788,758,165	\$ 17,921,855	\$ 467,385,374	\$ 1,337,378,454	\$ 1,804,763,828
90 UNALLOCATED CONTINGENCY	\$ 134,914,131	\$ -	\$ -	\$ 118,908,468	\$ 118,908,468
Subtotal (10 - 90)	\$ 1,923,672,296	\$ 17,921,855	\$ 467,385,374	\$ 1,456,286,922	\$ 1,923,672,296
100 FINANCE CHARGES	\$ 6,998,638	\$ 179,850	\$ 3,860,304	\$ 3,138,334	\$ 6,998,638
Total Project Cost (10 - 100)	\$ 1,930,670,934	\$ 18,101,706	\$ 471,245,678	\$ 1,459,425,256	\$ 1,930,670,934

THIS PAGE INTENTIONALLY LEFT BLANK

Appendix E – Change Order Logs

THIS PAGE INTENTIONALLY LEFT BLANK

**Peninsula Corridor Electrification Project
Monthly Progress Report**

Change Order Logs

Electrification Contract

Change Order Authority (5% of BBII Contract)				5% x \$696,610,558 = \$34,830,528	
Date	Change Number	Description	CCO Amount	Change Order Authority Usage ¹	Remaining Authority
08/31/17	BBI-053-CCO-001	Track Access Delays Q4 2016	\$85,472	0.25%	\$34,745,056
02/28/18	BBI-053-CCO-003	Deletion of Signal Cable Meggering (Testing)	(\$800,000)	(2.30%)	\$35,545,056
02/21/18	BBI-053-CCO-004	Field Order for Differing Site Condition Work Performed on 6/19/17	\$59,965	0.17%	\$35,485,091
03/12/18	BBI-053-CCO-006	Track Access Delays for Calendar Quarter 1 2017	\$288,741	0.83%	\$35,196,350
04/24/18	BBI-053-CCO-002	Time Impact 01 Associated with Delayed NTP	\$9,702,667	0.00% ²	-
04/24/18	BBI-053-CCO-008	2016 Incentives (Safety, Quality, and Public Outreach.)	\$750,000	0.00% ²	-
05/31/18	BBI-053-CCO-009	16th St. Grade Crossing Work Removal from BBII Contract	(\$685,198)	(1.97%)	\$35,881,548
05/31/18	BBI-053-CCO-012	2017 Incentives (Safety, Quality, and Public Outreach.)	\$1,025,000	0.00% ²	-
06/25/18	BBI-053-CCO-010	Pothole Change Of Shift	\$300,000	0.86%	\$35,581,548
06/25/18	BBI-053-CCO-013	Field Order for Signal Cable Relocation (FO# 31)	\$95,892	0.28%	\$35,485,656
06/25/18	BBI-053-CCO-015	TASI Pilot Transportation 2017	\$67,345	0.19%	\$35,418,311
06/26/18	BBI-053-CCO-005	Field Orders for Signal Cable Relocation (FO#s 26, 30)	\$191,836	0.55%	\$35,226,475
06/28/18	BBI-053-CCO-014	Field Orders for Signal Cable Relocation (FO-36 & FO-38)	\$145,694	0.42%	\$35,080,781
06/29/18	BBI-053-CCO-007	Track Access Delays for Calendar Quarter 2 2017	\$297,512	0.85%	\$34,783,269
06/29/18	BBI-053-CCO-011	Field Orders for Differing Site Condition (FO#s Partial 07A , 08-14)	\$181,013	0.52%	\$34,602,256
06/29/18	BBI-053-CCO-017	Field Order for NorCal Utility Potholing (FO# 27)	\$93,073	0.27%	\$34,509,183
06/29/18	BBI-053-CCO-018	Field Order for NorCal Utility Potholing (FO# 29)	\$76,197	0.22%	\$34,432,986
06/29/18	BBI-053-CCO-020	Field Orders for Differing Site Condition (FO#s 15-19)	\$118,364	0.34%	\$34,314,622
7/19/2018	BBI-053-CCO-019	Field Order for NorCal Utility Potholing (FO-032)	\$88,956	0.26 %	\$34,225,666
7/19/2018	BBI-053-CCO-021	As In-Service (AIS) Drawings for Segments 2 and 4 Signal Design (CN-009)	\$105,000	0.30 %	\$34,120,666
7/25/2018	BBI-053-CCO-022	CEMOF Yard Traction Power Feed (CN-008)	\$332,700	0.96 %	\$33,787,966
7/31/2018	BBI-053-CCO-028	Sonic Echo Impulse Testing	\$4,541	0.01 %	\$33,783,425
7/31/2018	BBI-053-CCO-026	TASI Pilot Transportation 2018 (CNC-0022)	\$50,409	0.14%	\$33,733,016
7/31/2018	BBI-053-CCO-027	Signal Cable Relocation (FOs-040 & 051)	\$196,114	0.56%	\$33,536,902
Total			\$12,771,293	3.71 %	\$33,536,902

Notes:

1. When the threshold of 75% is reached, staff may return to the Board to request additional authority.
2. Change approved by the Board of Directors – not counted against the Executive Director's Change Order Authority.

Peninsula Corridor Electrification Project
Monthly Progress Report

EMU Contract

Change Order Authority (5% of Stadler Contract)

5% x \$550,899,459 = \$27,544,973

Date	Change Number	Description	CCO Amount	Change Order Authority Usage ¹	Remaining Authority
09/22/2017	STA-056-CCO 001	Contract General Specification and Special Provision Clean-up	\$0	0.00%	
10/27/2017	STA-056-CCO 002	Prototype Seats and Special Colors	\$55,000	0.20%	\$27,489,973
11/02/2017	STA-056-CCO 003	Car Level Water Tightness Test	\$0	0.00%	\$27,489,973
12/05/2017	STA-056-CCO-004	Onboard Wheelchair Lift 800 Pound Capacity Provisions	\$848,000	3.08%	\$26,641,973
11/03/2017	STA-056-CCO 005	Design Progression (multiple)	\$0	0.00%	
12/12/2017	STA-056-CCO 006	Prototype Seats and Special Colors	(\$27,500)	(0.10%)	\$26,669,473
01/17/2018	STA-056-CCO 007	Multi-Color Destination Signs	\$130,760	0.47%	\$26,538,713
02/09/2018	STA-056-CCO-008	Adjustment to Delivery and LDs due to delayed FNTF	\$490,000	1.78%	\$26,048,713
02/12/2018	STA-056-CCO-009	Ship Cab Mock-up to Caltrain	\$53,400	0.19%	\$25,995,313
04/17/2018	STA-056-CCO-010	Onboard Wheelchair Lift Locations	(\$1,885,050)	(6.84%)	\$27,880,363
04/17/2018	STA-056-CCO-011	Multiple Change Group 3 and Scale Models	\$0	0.00%	
Total			(\$335,390)	(1.22%)	\$27,880,363

Notes:

- When the threshold of 75% is reached, staff may return to the Board to request additional authority.
- Change approved by the Board of Directors – not counted against the Executive Director’s Change Order Authority.

SCADA Contract

Change Order Authority (15% of ARINC Contract)

15% x \$3,446,917 = \$517,038

Date	Change Number	Description	CCO Amount	Change Order Authority Usage ¹	Remaining Authority
None to date					
Total			\$0	0.00%	\$517,038

Notes:

- When the threshold of 75% is reached, staff may return to the Board to request additional authority.
- Change approved by the Board of Directors – not counted against the Executive Director’s Change Order Authority.

Tunnel Modifications Contract

Change Order Authority (10% of ProVen Contract)

10% x \$38,477,777 = \$3,847,778

Date	Change Number	Description	CCO Amount	Change Order Authority Usage ¹	Remaining Authority
None to date					
Total			\$0	0.00%	\$3,847,778

Notes:

- Tunnel modifications contract (\$38,477,777) includes both tunnel notching (\$25,281,170) and tunnel drainage (\$13,196,607).
- When the threshold of 75% is reached, staff may return to the Board to request additional authority.
- Change approved by the Board of Directors – not counted against the Executive Director’s Change Order Authority.

Appendix F – Risk Table

THIS PAGE INTENTIONALLY LEFT BLANK

Listing of PCEP Risks and Effects in Order of Severity

ID	RISK DESCRIPTION	EFFECT(S)
279	BBII may be unable to develop grade crossing modifications that meet regulatory requirements prior to scheduled testing and commissioning of the system.	Crossing operations will not be acceptable to CPUC and FRA and therefore delay commissioning.
223	A complex and diverse collection of major program elements and current Caltrain capital works projects may not be successfully integrated with existing operations and infrastructure.	Proposed changes resulting from electrification may not be fully and properly integrated into existing system. Rework resulting in cost increases and schedule delays
281	Additional work in the form of signal/pole adjustments may be required to remedy sight distance impediments arising from modifications to original design.	Add repeater signals, design duct bank would result in increased design and construction costs.
257	Potential that modifications to the PTC database and signal software are not completed in time for cutover and testing.	Failure to follow the DB Management process will result in major interruption to train service and overall capital projects delay.
242	Track access may not meet expectations contributing to a prolonged construction schedule.	Contractor claims for delays, schedule delays and associated costs to owner's representative staff.
287	Design changes may necessitate additional implementation of environmental mitigations not previously budgeted.	Increased cost for environmental measures and delays to construct and overall delay in construction schedule
263	Collaboration across multiple disciplines to develop a customized rail activation program may fail to comprehensively address the full scope of issues required to operate and maintain an electrified railroad and decommission the current diesel fleet.	Delay in testing of EMUs. Delay in Revenue Service Date. Additional costs for Stadler and BBII due to overall schedule delays.
276	BBII may be unable to get permits required by jurisdictions for construction in a timely manner.	Additional cost and time resulting from delays to construction
294	UP does not accept catenary pole offsets from centerline of track necessitating further negotiation or relocation of poles	Delay to construction and additional costs for redesign and ROW acquisition.
297	Cost and schedule of Stadler contract could increase as a result of this change in PTC system Delay of PTC may delay acceptance of EMUs.	1) Full integrated testing between EMU and wayside cannot be conducted without PTC in place. 2) Delay in EMU final design for PTC and potential PTC interfaces. Need to finalize braking system sequence priority.

Peninsula Corridor Electrification Project
Monthly Progress Report

ID	RISK DESCRIPTION	EFFECT(S)
298	Cost and schedule of BBII contract could increase as a result of this change in PTC system	Balfour contract: changes in datafiles could affect what Balfour provides; could delay timing for testing; could change books that FRA had to review. Delay in testing and increased costs
209	Number of staff requested of TASI may be insufficient	<ul style="list-style-type: none"> • Testing delayed. Additional construction costs. • Change order for extended vehicle acceptance.
295	Contractor may not be able to complete tunnel work within contractual requirement to complete within the 20 scheduled weekends due to the extent and complexity of the work and need to coordinate civil/structural work with electrical work.	Delays to completion of construction and associated claims costs.
302	May not have electrified section of track that will be ready for testing for final acceptance of vehicle.	Requires negotiation with Stadler as to what is included in current contract; Delay in testing and increased costs Delays and associated claims.
304	FRA raises objections to locating bikes in front of emergency window exits.	Protracted negotiations with FRA to achieve original design
241	<p>Balfour Beatty needs to build TP2 and Interconnection in time for PG&E to supply power in time to support testing</p> <ul style="list-style-type: none"> • Date is December 2018 to support contractor's schedule • Interim power was mitigation to providing permanent power <p>Risk of PG&E delay in interim power availability.</p> <p>Proposed underground alignment for BART/VTA tunnel extension is in conflict with the presently designed location of 115kV Transmission Poles that service TPS-2.</p>	<p>Delay in testing and increased costs</p> <p>Decision that entertain additional restrictions in the design delay the project's ability to move forward.</p>
247	Timely resolution of 3rd party design review comments to achieve timely approvals	Delay to completion of design and associated additional labor costs.
267	Additional property acquisition is necessitated by design changes.	New project costs and delays to schedule.

ID	RISK DESCRIPTION	EFFECT(S)
268	<p>Potential that vehicles will not receive timely notification of compliance from FRA. Most significant issues include:</p> <ul style="list-style-type: none"> • High Level Doors in lieu of windows as emergency exits • Compliance with acceptable alternate crash management standards 	<p>Delays to completion of construction and additional cost to changes in design.</p>
303	<p>Delays in resolving differing site conditions delay completion of electrification.</p>	<p>Delay in potholing can lead to delays in readiness of the holes for foundation installation. This can lead to overall delay and additional cost due to the delay.</p>
240	<p>Property not acquired in time for contractor to do work.</p> <p>Property Acquisition not complete per contractor availability date</p> <ul style="list-style-type: none"> • Fee • Easement • Contract stipulates that if parcels are not available by contract date, there is only a delay if parcels are not available by the time contractor completes the Segment 	<ul style="list-style-type: none"> • Potential delays in construction schedule
64	<p>OCS conflicts may require additional ROW or relocation of underground utilities by others, which could result in delays to the schedule and associated costs.</p>	<p>Delay in installation of catenary poles resulting in claims and schedule delay</p> <p>CBOSS FOC conflicts additional costs and delays include:</p> <ol style="list-style-type: none"> 1. Potholing 2. Design 3. OCS materials 4. Encasement 5. ROW <p>JPB Signal Cable conflicts additional costs and delays include:</p> <ol style="list-style-type: none"> 1. Trenching 2. Splicing 3. Cable
67	<p>Relocation of overhead utilities must precede installation of catenary wire and connections to TPSs. Relocation work will be performed by others and may not be completed to meet BBII's construction schedule.</p>	<p>Delay in progress of catenary installation resulting in claims and schedule delay</p>

Peninsula Corridor Electrification Project
Monthly Progress Report

ID	RISK DESCRIPTION	EFFECT(S)
115	Other capital improvement program projects compete with PCEP for track access allocation and requires design coordination (design, coordination, integration).	Schedule delay as resources are allocated elsewhere, won't get track time, sequencing requirements may delay PCEP construction, track access requirements must be coordinated.
136	UP reviews of BBI design may extend project duration.	Delays to completion of design and claims for delay.
174	Installation of electrification infrastructure may require the relocation of signals, which would affect the block design.	Cost and schedule impacts resulting from the design, construction, and testing of modified signal system and review of revised block design.
261	EMU electromechanical emissions and track circuit susceptibility are incompatible.	Changes on the EMU and/or signal system require additional design and installation time and expense.
277	Inadequate D-B labor to support multiple work segments	Additional cost and time
280	Field equipment installed by D/B contractor may not communicate with the Central Control Facility (CCF), the Back-Up Central Control Facility (BCCF) through SCADA and function as designed.	Could require the acquisition and installation of additional equipment at BCCF and CCF. Could therefore require additional cost and time
285	Potential for inflation, (except with respect to Maintenance Option) to increase contractor costs.	Higher cost
286	Potential for wage escalation, (except for Maintenance Option) to increase contractor costs.	Higher cost
296	BBI needs to complete interconnection and traction power substations be sufficiently complete to accept interim power	Delay in testing and increased costs
56	Lack of O&M support for testing and/or vehicle operations. Includes operational readiness and personnel hired and scheduled to be trained.	<ul style="list-style-type: none"> • Testing delayed. • Change order for extended vehicle acceptance.
88	Construction safety program fails to sufficiently maintain safe performance.	Work stoppages due to safety incidents resulting in schedule delay and additional labor costs.
161	Unanticipated costs to provide alternate service (bus bridges, etc.) during rail service disruptions.	Cost increase.
179	Risk that municipal reviews take additional time due to absence of municipal agreement.	Possible delay to: (1) to design review; (2) permit issuance; (3) construction within local jurisdiction right-of-way

**Peninsula Corridor Electrification Project
Monthly Progress Report**

ID	RISK DESCRIPTION	EFFECT(S)
183	Installation and design of new duct bank takes longer because of UP coordination	<u>Schedule</u> - Delay. May need to use condemnation authority to acquire easement. <u>Cost</u> - Additional cost for PG&E to make connections increasing project costs
250	Potential for municipalities to request betterments as part of the electrification project.	Delay to project schedule in negotiating betterments as part of the construction within municipalities and associated increased cost to the project as no betterments were included in the project budget.
259	Work on 25th Avenue Grade Separation Project could delay Balfour construction schedule.	<ul style="list-style-type: none"> • Increased cost for BBI as catenary construction in this section was anticipated to be constructed under the 25th Avenue Grade Separation Project. • Potential delays in construction schedule • Risk is delay to BBI
260	EMU Contractor's facility not complete before needed for vehicle assembly.	Delay in commencement of assembly of EMUs delaying final delivery and system-wide testing.
270	OCS poles or structures as designed by Contractor fall outside of JPB row	Additional ROW Take, additional cost and time
82	Unexpected restrictions could affect construction progress: <ul style="list-style-type: none"> • night work • noise • local roads • local ordinances 	<ul style="list-style-type: none"> • Reduced production rates. • Delay
119	Coordination of electrification design with Operations	<ul style="list-style-type: none"> • Qualified individuals may not be available. • Training may take longer than anticipated.
253	Risk that existing conditions of Caltrans-owned bridges will not support bridge barriers. The existing bridge conditions and structural systems are unknown and may not support mounting new work Design will need to prove new barriers will not impact existing capacity of the bridges prior to Caltran's approval for construction. Without approval of design and issuance of permit, there is risk to the schedule for the work and also budget if during design existing bridge will require some upgrades due to the introduction of new attachments.	Delays to issuance of permit for construction while negotiating and executing an operation and maintenance agreement for equipment installed on bridges; existing bridge deficiencies could result in additional costs to PCEP.
78	Need for unanticipated, additional ROW for new signal enclosures.	Delay while procuring ROW and additional ROW costs.

Peninsula Corridor Electrification Project
Monthly Progress Report

ID	RISK DESCRIPTION	EFFECT(S)
154	Potential for encountering unidentified or unknown underground utility crossings along the corridor. Could impose unanticipated rights or requirements on the design.	Additional cost and time to acquire ROW by condemnation
171	Electrification facilities could be damaged during testing.	Delay in commencing electrified operations.
195	Introduction of electrified train service will require training of first responders in working in and around the rail corridor. The new vehicles will be considerably quieter than the existing fleet and the presence of high voltage power lines will require new procedures for emergency response. A new training program will need to be developed and disseminated for: <ul style="list-style-type: none"> • Fire, police, and first responders • Local communities • Schools 	Safety hazards resulting in incidents that delay construction and increase labor cost. Delays in RSD until training is completed as requirement of safety certification process.
251	Subcontractor and supplier performance to meet aggressive schedule <ul style="list-style-type: none"> • Potential issue meeting Buy America requirements 	Delay to production schedule resulting in increased soft costs and overall project schedule delay.
265	PG&E must deliver interim power in time for Balfour testing	Delay in testing and increased costs
271	Need for additional construction easements beyond that which has been provided for Contractor proposed access and staging	Additional cost and time
272	Final design based upon actual Geotech conditions	Could require changes
288	Independent checker finds errors in signal design and technical submittals	Additional cost and time
289	Coordination and delivery of permanent power for power drops for everything except traction power substations along alignment	Can't test resulting in delays to schedule and associated additional project costs.
291	Order/manufacture of long lead items prior to 100% IFC design document that proves to be incorrect	Design change and/or delays
292	Potential that UPS will not fit in the spaces allotted to communications work within the buildings.	Requisite backup capacity units under design criteria could result in the need for larger unit than originally planned resulting in design and fabrication changes and associated schedule delays and costs.

**Peninsula Corridor Electrification Project
Monthly Progress Report**

ID	RISK DESCRIPTION	EFFECT(S)
19	Potential for vehicle delivery to be hampered by international conflict; market disruption; labor strikes at production facility.	Delay in production of vehicle with associated cost implications.
42	Full complement of EMUs not available upon initiation of electrified revenue service	Late delivery impacts revenue service date.
101	PG&E may not be able to deliver permanent power for the project within the existing budget and in accordance with the project schedule	Additional project costs; potential delay to revenue service date
150	Number of OCS pole installation is significant. Any breakdown in sequencing of operations or coordination of multiple crews will have a substantial effect on the project.	Delay.
245	Failure of BBI to submit quality design and technical submittals in accordance with contract requirements.	Delays to project schedule and additional costs for preparation and review of submittals.
252	Failure of BBI to order/manufacture long lead items prior to 100% IFC design document approval by JPB	Delays to project schedule and additional cost for contractor and JPB staff time.
266	Relocation of Verizon must precede installation of foundations and connections to TPSs. Relocation work will be performed by others and may not be completed to meet BBII's construction schedule.	Delay in progress of catenary installation resulting in claims and schedule delay
306	Possible legal challenge and injunction to any changes in PCEP requiring subsequent CEQA or NEPA environmental clearance documentation/actions.	Worst case: a judge issues an injunction, which would prohibit any work ONLY on the project scope of the environmental document. Impact to the project from cost and schedule impact depends on if work is on the critical or becomes on the critical path.
10	Delays in parts supply chain result in late completion of vehicles.	<ul style="list-style-type: none"> • Delay in obtaining parts / components. • Cost increases. (See Owner for allocation of costs) • Schedule increase - 3 months (See Owner for allocation of damages associated with this Risk)
12	Potential for electromagnetic interference (EMI) to private facilities with sensitive electronic equipment caused by vehicles.	<ul style="list-style-type: none"> • Increased cost due to mitigation • Potential delay due to public protests or environmental challenge.

Peninsula Corridor Electrification Project
Monthly Progress Report

ID	RISK DESCRIPTION	EFFECT(S)
50	Leadership and / or key personnel changes with car builder results in delays to completion of design and manufacture of vehicles.	<ul style="list-style-type: none"> • Cost Increase • Schedule Increase – not supported by a TIA
51	Damage during delivery of first six EMUs.	Schedule delay
54	Infrastructure not ready for vehicles (OCS, TPS, Commissioning site / facility).	Increases cost if done off property
69	<p>Potential need for additional construction easements. Especially for access and laydown areas.</p> <p>Contractor could claim project is not constructible and needs more easements after award.</p>	<p>Increased cost</p> <p>Delay</p>
87	Unanticipated HazMat or contaminated hot spots encountered during foundation excavations for poles, TPSS, work at the yards.	Increased cost for clean-up and handling of materials and delay to schedule due to HazMat procedures.
93	Unanticipated subsurface conditions affecting pole or TPSS installation.	<ul style="list-style-type: none"> • Delay taking actions to remedy conditions or relocate foundations. • Increased cost for design and construction of remediation
106	<p>Potential that DB contractor will have insufficient field resources (personnel or equipment) to maintain aggressive schedule.</p> <p>Multiple segments will need to be under design simultaneously.</p> <p>Labor pool issue. 32 qualified linemen will be needed. Potential there is not enough available. Big storm damage anywhere in US will draw from the pool to make line repairs.</p> <p>Possible shortages with other specialty crafts as well.</p>	Delay.
146	Wayside signal / pole adjustments to avoid sighting distance problems.	Change order.
148	Potential impact to advancing construction within the vicinity of any cultural finds that are excavated.	Minor disruption of the construction work
151	Public could raise negative concerns regarding wheel/rail noise.	<p>Increased cost to mitigate:</p> <ul style="list-style-type: none"> <> grind rails <> reprofile wheels <> sound walls

ID	RISK DESCRIPTION	EFFECT(S)
182	<p>Compliance with Buy America requirements for 3rd party utility relocations.</p> <ul style="list-style-type: none"> • Utility relocations covered under existing Caltrain agreements that require utilities to move that will not have effect on project cost - will not be Buy America <p><>Installation of new equipment inside PG&E substations that will provide all PG&E customers, about 1/6 of that provides power to our system - is upgrade that benefits all customers subject to Buy America requirements, is it 1/6th, or 100%</p> <ul style="list-style-type: none"> • Risk is substation not relocations • Substation equipment is available domestically, has 6 month longer lead time and increased cost of 20% 	<ul style="list-style-type: none"> • Increased cost • Delay
189	<p>EMUs will need I-ITCS equipment that is compatible with wayside equipment. Same supplier thereby reducing the risk.</p>	<p>Could drive up price because the car builder may not be a priority customer.</p>
192	<p>Environmental compliance during construction. Failure to meet the commitments contained within the PCEP EA, FEIR and permit conditions</p>	<ul style="list-style-type: none"> • Delay • Cost increase
237	<p>JPB needs an agreement with each city in which catenary will be strung over an existing grade crossing (17 in all) under GO 88 (grade crossings). These agreements must be executed subsequent to installing overhead catenary. JPB is preparing a response to CPUC while working with the cities. Delays in reaching agreement could have impacts on schedule and budget.</p>	<p>Not completing the grade crossing diagnostics and getting agreement from the cities on the results can result in delays to necessary approvals for the project and revenue service.</p>
248	<p>3rd party coordination</p> <ul style="list-style-type: none"> • Jurisdictions, Utilities, UP, Contractors • D/B needs to provide timely information to facilitate 3rd party coordination 	<p>Delays in approvals resulting in project schedule delays and associated costs.</p>
249	<p>Coordination and delivery of permanent power for power drops along alignment</p>	<p>Delays in completion of construction and testing with associated increase in costs.</p>
254	<p>Potential that bridge clearance data are inaccurate and that clearances are not sufficient for installation of catenary.</p>	<p>Results in additional design and construction to create sufficient clearance.</p>

Peninsula Corridor Electrification Project
Monthly Progress Report

ID	RISK DESCRIPTION	EFFECT(S)
269	Potholing unearths the fact that pole locations conflict with utilities. OCS pole or structure locations as designed by Contractor conflict with utilities where conflict could have been avoided by allowable final design adjustments.	Additional cost and time
273	Contractor generates new hazardous materials, necessitates proper removal and disposal of existing hazardous materials identified in the Contract for D-B remediation.	Delay to construction while removing and disposing of hazardous materials resulting in schedule delay, increased construction costs, and schedule delay costs.
274	JPB as-built dwgs and existing infrastructure to be used as basis of final design and construction is not correct	Additional cleanup of as-builts after PCEP construction
275	DB fails to verify as-built dwgs and existing infrastructure	Additional cleanup of as-builts after PCEP construction
278	Failure of D/B contractor and subcontractors and suppliers to meet Buy America requirements	Delays while acceptable materials are procured and additional costs for delays and purchase of duplicative equipment.
282	Failure to maintain dynamic envelope and existing track clearances consistent with requirements.	Redesign entailing cost and schedule impacts.
283	Fluctuation in foreign currency v US dollar	Increase in costs
284	Compliance with project labor agreement could result in inefficiencies in staffing of construction.	Increase in labor costs and less efficient construction resulting in schedule delays.
290	Delays in agreement and acceptance of initial VVSC requirements database.	Delay to design acceptance
293	Readiness of 115kV interconnect for temporary power to support testing	Delay in testing

Appendix G – MMRP Status Log

THIS PAGE INTENTIONALLY LEFT BLANK

Mitigation Monitoring and Reporting

Mitigation Measure	Mitigation Timing				Status	Status Notes
	Pre-Construction	Construction	Post-Construction	Operation		
AES-2a: Minimize OCS construction activity on residential and park areas outside the Caltrain ROW.	X	X			Ongoing	The OCS proposed construction schedule has been provided to the JPB. OCS construction began the week of October 2, 2017. The D-B has used the potholing process to assist in locating conflicts in the 35% design and attempting to relocate OCS pole locations within the ROW, thereby avoiding parks and residential areas.
AES-2b: Aesthetic treatments for OCS poles, TPFs in sensitive visual locations, and Overbridge Protection Barriers.	X				Ongoing	The design requirements indicated in the measure have been implemented as described, and coordination with the specific jurisdictions regarding pole colors and design, TPFs, and Overbridge Protection Barriers, is ongoing.
AES-4a: Minimize spillover light during nighttime construction.		X			Ongoing	OCS construction began the week of October 2, 2017. The BBI community relations lead has notified nearby residents of upcoming construction. During construction, lighting is faced inward, towards the railroad tracks, and any complaints will be documented and addressed by the BBI community relations lead.
AES-4b: Minimize light spillover at TPFs.	X				Upcoming	The design requirements indicated in the measure are being used in the design process of the TPFs.
AQ-2a: Implement BAAQMD basic and additional construction mitigation measures to reduce construction-related dust.	X	X			Ongoing	The Dust Mitigation Plan was submitted to the JPB. The requirements in the Dust Mitigation Plan will be implemented throughout the construction period and documented in daily reports.

Peninsula Corridor Electrification Project
Monthly Progress Report

Mitigation Monitoring and Reporting

Mitigation Measure	Mitigation Timing				Status	Status Notes
	Pre-Construction	Construction	Post-Construction	Operation		
AQ-2b: Implement BAAQMD basic and additional construction mitigation measures to control construction-related ROG and NOX emissions.	X	X			Ongoing	The Equipment Emissions Control Plan was submitted to the JPB. The requirements in the Equipment Emissions Control Plan will be implemented throughout the construction period and documented in daily reports.
AQ-2c: Utilize clean diesel-powered equipment during construction to control construction-related ROG and NOX emissions.	X	X			Ongoing	The Equipment Emissions Control Plan was submitted to the JPB. The requirements in the Equipment Emissions Control Plan will be implemented throughout the construction period and documented in daily reports.
BIO-1a: Implement general biological impact avoidance measures.	X	X			Ongoing	Worker Environmental Awareness Training is provided to all project-related personnel before they work on the project. All measures as described will be implemented throughout the construction period and documented in daily reports.
BIO-1b: Implement special-status plant species avoidance and revegetation measures.	X	X	X		Complete	Not applicable. Subsequent habitat assessment and avoidance of Communication Hill eliminated any potential to affect special-status plant species. The measure is not needed.

Mitigation Monitoring and Reporting

Mitigation Measure	Mitigation Timing				Status	Status Notes
	Pre-Construction	Construction	Post-Construction	Operation		
BIO-1c: Implement California red-legged frog and San Francisco garter snake avoidance measures.	X	X			Ongoing	Pre-construction surveys are occurring no more than 7 days prior to the initiation of construction activities nearby/adjacent to potential habitat for CRLF and SFGS. The Wildlife Exclusion Fencing Plan for Segments 2 and 4 was submitted and approved by the wildlife agencies, and installation and monitoring of wildlife exclusion fencing is ongoing. No CRLF / SFGS or sign of each species has been observed to date on the Project. A separate Wildlife Exclusion Fencing Plan will be submitted for Segments 1 and 3, prior to initiation of construction activities in those segments.
BIO-1d: Implement western pond turtle avoidance measures.	X	X			Ongoing	Pre-construction surveys are occurring no more than 7 days prior to the initiation of construction activities nearby/adjacent to potential habitat for WPT. No WPT or WPT sign have been observed to date on the Project.
BIO-1e: Implement Townsend's big-eared bat, pallid bat, hoary bat, and fringed myotis avoidance measures.	X	X			Ongoing	Pre-construction surveys are occurring no more than 7 days prior to the initiation of construction activities with the potential to disturb bats or their habitat. No special-status bats or sign have been observed to date on the Project.

Mitigation Monitoring and Reporting

Mitigation Measure	Mitigation Timing				Status	Status Notes
	Pre-Construction	Construction	Post-Construction	Operation		
BIO-1f: Implement western burrowing owl avoidance measures.	X	X			Ongoing	Protocol surveys for Western Burrowing Owl were conducted from April 2017 through July 2017 at previously identified potentially suitable habitat locations. Note that all of these locations are in Construction Segment 4 (southern Santa Clara and San Jose). No Burrowing Owls were observed during the surveys. Construction in Segment 4 is anticipated to occur in 2018. Prior to construction activities in Segment 4, pre-construction surveys of the potential habitat areas will occur no more than 7 days prior to the onset of construction activities. In addition, protocol surveys were initiated in March 2018, and were completed in June 2018, at the previously identified potentially suitable habitat locations, which will allow work to occur during the 2019 breeding season, if necessary. No Burrowing Owls were observed during the 2018 surveys.
BIO-1g: Implement northern harrier, white-tailed kite, American peregrine falcon, saltmarsh common yellowthroat, purple martin, and other nesting bird avoidance measures.	X	X			Ongoing	Nesting Bird surveys were conducted from February 1 through September 15, 2017 prior to project-related activities with the potential to impact nesting birds. No active nests were observed during this reporting period. Nesting Bird surveys were initiated on February 1, 2018 and continued throughout the reporting period. Active nests were observed during this reporting period, and no-disturbance buffers were implemented to avoid any impacts to active nests, and all project activities which occurred nearby active nests were monitored by agency-approved

Mitigation Monitoring and Reporting

Mitigation Measure	Mitigation Timing				Status	Status Notes
	Pre-Construction	Construction	Post-Construction	Operation		
						biological monitors.
BIO-1h: Conduct biological resource survey of future contractor-determined staging areas.	X	X			Ongoing	The agency-approved Qualified Biologist has conducted surveys of the staging areas currently being used for construction activities. No special-status species or other potentially sensitive biological resources were observed. The agency-approved Qualified Biologist will continue to survey ahead of the initiation of activities at planned staging areas as the Project moves into new construction areas.
BIO-1i: Minimize impacts on Monarch butterfly overwintering sites.	X	X			Ongoing	The agency-approved Qualified Biologist has periodically monitored the project limits to evaluate the presence of Monarch butterfly overwintering sites. No Monarch butterfly overwintering sites have been observed on the Project to date.
BIO-1j: Avoid nesting birds and bats during vegetation maintenance.				X	Upcoming	To be completed during Project operation.
BIO-2: Implement serpentine bunchgrass avoidance and revegetation measures.	X	X	X		Complete	Not applicable. Subsequent habitat assessment and avoidance of Communication Hill eliminated any potential to affect serpentine bunchgrass. This measure is no longer needed.

Peninsula Corridor Electrification Project
Monthly Progress Report

Mitigation Monitoring and Reporting

Mitigation Measure	Mitigation Timing				Status	Status Notes
	Pre-Construction	Construction	Post-Construction	Operation		
BIO-3: Avoid or compensate for impacts on wetlands and waters.	X	X	X		Complete	The JPB has compensated for unavoidable wetland impacts by purchasing adequate credits from a wetlands mitigation bank approved by USACE and SFRWQCB.
BIO-5: Implement Tree Avoidance, Minimization, and Replacement Plan.	X	X	X		Ongoing	Tree removal and pruning activities were initiated in August 2017 under the guidance of the BBI Arborist, and in accordance with the Tree Avoidance, Minimization, and Replacement Plan. Tree Removal and Pruning status is provided to the JPB on a weekly basis.
BIO-6: Pay <i>Santa Clara Valley Habitat Plan</i> land cover fee (if necessary).	X				Complete	Not applicable. The SCVHP does not apply to the Project because TPS2, Option 1 was not selected and OCS does not extend to Communication Hill. This measure is not needed.
CUL-1a: Evaluate and minimize impacts on structural integrity of historic tunnels.	X				Upcoming	To be implemented prior to construction in tunnels.
CUL-1b: Minimize impacts on historic decorative tunnel material.	X				Upcoming	To be implemented prior to construction in tunnels.

Mitigation Monitoring and Reporting

Mitigation Measure	Mitigation Timing				Status	Status Notes
	Pre-Construction	Construction	Post-Construction	Operation		
CUL-1c: Install project facilities in a way that minimizes impacts on historic tunnel interiors.	X				Upcoming	To be implemented prior to construction in tunnels.
CUL-1d: Implement design commitments at historic railroad stations	X				Complete	The Qualified Architectural Historian completed and submitted the HABS Level III documents to the JPB for all seven of the historic stations. Pole placement has been designed to minimize the visual impact to historic stations and all design changes are reviewed by the Environmental Compliance Lead to ensure the mitigation measure is being implemented as the design of the project progresses.
CUL-1e: Implement specific tree mitigation considerations at two potentially historic properties and landscape recordation, as necessary.	X	X			Complete	It was determined that the project is not acquiring any ROW at either of the subject properties so all tree effects would be within the JPB ROW. Therefore, the APE does not include these two historic properties. This measure is no longer needed.

Mitigation Monitoring and Reporting

Mitigation Measure	Mitigation Timing				Status	Status Notes
	Pre-Construction	Construction	Post-Construction	Operation		
CUL-1f: Implement historic bridge and underpass design requirements.	X				Ongoing	This measure is being implemented as described during the design process and will be incorporated into the final design. The four bridges that are included in the MMRP are rail bridges crossing over another feature. Design of the OCS system is taking into account that there are requirements that restrict the design. Thus far, the designs for Construction Segments 2 & 4 are in process and designs are not yet complete. The D-B will forward to the Architectural Historian once complete.
CUL-2a: Conduct an archaeological resource survey and/or monitoring of the removal of pavement or other obstructions to determine if historical resources under CEQA or unique archaeological resources under PRC 21083.2 are present.	X				Ongoing	Periodic inspections of ground surface areas along the alignment, in conjunction with cultural monitoring as-needed of project activities in culturally sensitive areas are ongoing. The Archaeological Final Report will be provided at the conclusion of construction activities.
CUL-2b: Conduct exploratory trenching or coring of areas where subsurface project disturbance is planned in those areas with “high” or “very high” potential for buried site.	X				Ongoing	Exploratory trenching and subsurface testing of all potentially culturally sensitive areas occurred prior to the initiation of construction activities in those areas. The results will be included in the Archaeological Final Report. No cultural resources requiring the development of a treatment plan were observed. A Native American monitor has been present for all exploratory trenching and subsurface testing work.

Mitigation Monitoring and Reporting

Mitigation Measure	Mitigation Timing				Status	Status Notes
	Pre-Construction	Construction	Post-Construction	Operation		
CUL-2c: Conduct limited subsurface testing before performing ground-disturbing work within 50 meters of a known archaeological site.	X				Ongoing	Exploratory trenching and subsurface testing of all potentially culturally sensitive areas occurred prior to the initiation of construction activities in those areas. The results will be included in the Archaeological Final Report. No cultural resources requiring the development of a treatment plan were observed. A Native American monitor has been present for all exploratory trenching and subsurface testing work.
CUL-2d: Conduct exploratory trenching or coring of areas within the three zones of special sensitivity where subsurface project disturbance is planned.	X				Ongoing	Exploratory trenching and subsurface testing of all potentially culturally sensitive areas occurred prior to the initiation of construction activities in those areas. The results will be included in the Archaeological Final Report. No cultural resources requiring the development of a treatment plan were observed. A Native American monitor has been present for all exploratory trenching and subsurface testing work.
CUL-2e: Stop work if cultural resources are encountered during ground-disturbing activities.	X	X			Ongoing	No prehistoric or historic-period cultural materials have been observed during cultural monitoring.
CUL-2f: Conduct archaeological monitoring of ground-disturbing activities in areas as determined by JPB and SHPO.		X			Ongoing	Cultural monitoring as-needed of project activities in culturally sensitive areas is ongoing. The Archaeological Final Report will be provided at the conclusion of construction activities.

Mitigation Monitoring and Reporting

Mitigation Measure	Mitigation Timing				Status	Status Notes
	Pre-Construction	Construction	Post-Construction	Operation		
CUL-3: Comply with state and county procedures for the treatment of human remains discoveries.		X			Ongoing	No human remains have been observed to date on the Project.
EMF-2: Minimize EMI effects during final design, Monitor EMI effects during testing, commission and operations, and Remediate Substantial Disruption of Sensitive Electrical Equipment.	X	X	X		Ongoing	The design requirements indicated in the measure are being implemented through the final design as described. Designs are submitted and reviewed/commented on by JPB. Monitoring EMI effects will occur post construction.
GEO-1: Perform a site-specific geotechnical study for traction power facilities.	X				Ongoing	The design requirements indicated in the measure are being implemented through the final design as described. Geotechnical studies and results are submitted to JPB as completed.
GEO-4a: Identification of expansive soils.	X				Ongoing	The design requirements indicated in the measure are being implemented through the final design as described. Geotechnical studies and results are submitted to JPB as completed.

Mitigation Monitoring and Reporting

Mitigation Measure	Mitigation Timing				Status	Status Notes
	Pre-Construction	Construction	Post-Construction	Operation		
GEO-4b: Mitigation of expansive soils.	X				Ongoing	The design requirements indicated in the measure are being implemented through the final design as described. Geotechnical studies and results are submitted to JPB as completed.
HAZ-2a: Conduct a Phase II Environmental Site Assessment prior to construction.	X				Complete	A Phase II Environmental Assessment was completed prior to construction by the JPB consultant, and the results were provided to BBI, and the required mitigation is being implemented prior to the initiation of construction activities.
HAZ-2b: Implement engineering controls and best management practices during construction.	X	X			Ongoing	Field activities are being monitored daily for significant color changes or odors which may indicate contamination.
HYD-1: Implement construction dewatering treatment, if necessary.	X	X			Ongoing	Facilities & BMPs are in place to deal with this requirement should it arise in the OCS foundations.
HYD-4: Minimize floodplain impacts by minimizing new impervious areas for TPFs or relocating these facilities.	X				Ongoing	The design requirements indicated in the measure are being implemented through the final design as described. The TPFs in Construction Segments 2 & 4 are currently in final design and design for TPFs in Construction Segments 1 & 3 has begun. The design minimizes hardscape only to required structure foundations; yard areas are to receive a pervious material.

Mitigation Monitoring and Reporting

Mitigation Measure	Mitigation Timing				Status	Status Notes
	Pre-Construction	Construction	Post-Construction	Operation		
HYD-5: Provide for electrical safety at TPFs subject to periodic or potential flooding.	X			X	Ongoing	The design requirements indicated in the measure are being implemented through the final design as described. The TPFs in Construction Segments 2 & 4 are currently in final design and design for TPFs in Construction Segments 1 & 3 has begun. The design plan currently raises the TPFs above the floodplain.
HYD-7: Implement sea level rise vulnerability assessment and adaptation plan.				X	Ongoing	The JPB has initiated this measure and preparation of the sea level rise vulnerability assessment and adaptation plan is underway.
NOI-1a: Implement Construction Noise Control Plan.	X	X			Ongoing	The Noise and Vibration Control Plan has been submitted and is being implemented. Field activity is monitored per the Plan. If allowable noise levels are near or exceed allowable noise levels, mitigation such as blankets are used from that point forward.
NOI-1b: Conduct site-specific acoustical analysis of ancillary facilities based on the final mechanical equipment and site design and implement noise control treatments where required.	X				Ongoing	The design requirements indicated in the measure are being implemented through the final design as described. Design is still in process and a noise study is currently being performed.
NOI-2a: Implement Construction Vibration Control Plan.	X	X			Ongoing	The Noise and Vibration Control Plan has been submitted and is being implemented. Field activity is monitored per the Plan.

Mitigation Monitoring and Reporting

Mitigation Measure	Mitigation Timing				Status	Status Notes
	Pre-Construction	Construction	Post-Construction	Operation		
PSU-8a: Provide continuous coordination with all utility providers.	X	X			Ongoing	The design requirements indicated in the measure will be implemented through the final design as described. Coordination with utility providers is ongoing and there have not been any service interruptions thus far.
PSU-8b: Adjust OCS pole foundation locations.	X				Ongoing	The design requirements indicated in the measure are being implemented through the final design as described.
PSU-8c: Schedule and notify users about potential service interruptions.	X	X			Ongoing	The design requirements indicated in the measure are being implemented through the final design as described. There have not been any service interruptions thus far.
PSU-9: Require application of relevant construction mitigation measures to utility relocation and transmission line construction by others.	X	X			Ongoing	JPB has initiated coordination with PG&E regarding transmission line construction. PG&E is currently raising overcrossing lines in Segment 2.
TRA-1a: Implement Construction Road Traffic Control Plan.	X	X			Ongoing	The D-B has begun traffic control design and permit applications with cities in Segments 2 and 4. Designs have been completed and approved for all cross-over bridges in Segments 2 and 4.
TRA-1c: Implement signal optimization and roadway geometry improvements at impacted intersections for	X	X			Upcoming	This measure has not started

Mitigation Monitoring and Reporting

Mitigation Measure	Mitigation Timing				Status	Status Notes
	Pre-Construction	Construction	Post-Construction	Operation		
the 2020 Project Condition.						
TRA-2a: Implement construction railway disruption control plan.	X	X			Ongoing	Minimization of railway disruption is being coordinated by the Site Specific Work Plan. A Construction Railway Disruption Control Plan was prepared to document the measures that are being implemented.
TRA-3b: In cooperation with the City and County of San Francisco, implement surface pedestrian facility improvements to address the Proposed Project's additional pedestrian movements at and immediately adjacent to the San Francisco 4th and King Station.	X	X	X		Upcoming	This measure has not started.
TRA-4b: Continue to improve bicycle facilities at Caltrain stations and partner with bike share programs where available following guidance in Caltrain's Bicycle Access and Parking Plan.				X	Ongoing	The JPB adopted the Caltrain Bicycle Parking Management Plan in November 2017, and staff have been working to implement the Plan's recommendations to improve wayside bike parking facilities along the corridor. Staff have also been coordinating with local jurisdictions that have launched bikeshare pilot programs to safely site bicycles near Caltrain stations.

Mitigation Monitoring and Reporting

Mitigation Measure	Mitigation Timing				Status	Status Notes
	Pre-Construction	Construction	Post-Construction	Operation		
NOI-CUMUL-1: Implement a phased program to reduce cumulative train noise along the Caltrain corridor as necessary to address future cumulative noise increases over FTA thresholds				X	Upcoming	This measure will be implemented during project operation.
NOI-CUMUL-2: Conduct project-level vibration analysis for Blended System operations and implement vibration reduction measures as necessary and appropriate for the Caltrain corridor				X	In Progress	CHSRA is conducting this analysis as part of the EIR/EIS for the San Francisco to San Jose section.
TRA-CUMUL-1: Implement a phased program to provide traffic improvements to reduce traffic delays near at-grade crossings and Caltrain stations				X	Upcoming	This measure will be implemented during project operation.
TRA-CUMUL-2: Implement technical solution to allow electric trolley bus transit across 16th Street without OCS conflicts in cooperation with SFMTA.	X				Complete	Not applicable. SFMTA has elected to not electrify the 16 th Street crossing. This measure no longer applies.
Mitigation Measure TRA-CUMUL-3: As warranted, Caltrain and freight operators will partner to provide Plate H clearance as feasible between San Jose and Bayshore.				X	Upcoming	This measure will be implemented during project operation.

Mitigation Monitoring and Reporting

Mitigation Measure	Mitigation Timing	Status	Status Notes
--------------------	-------------------	--------	--------------

Peninsula Corridor Electrification Project
Monthly Progress Report

	Pre-Construction	Construction	Post-Construction	Operation		
AES-2a: Minimize OCS construction activity on residential and park areas outside the Caltrain ROW.	X	X			Ongoing	The OCS proposed construction schedule has been provided to the JPB. OCS construction began the week of October 2, 2017. The D-B has used the potholing process to assist in locating conflicts in the 35% design and attempting to relocate OCS pole locations within the ROW, thereby avoiding parks and residential areas.
AES-2b: Aesthetic treatments for OCS poles, TPFs in sensitive visual locations, and Overbridge Protection Barriers.	X				Ongoing	The design requirements indicated in the measure have been implemented as described, and coordination with the specific jurisdictions regarding pole colors and design, TPFs, and Overbridge Protection Barriers, is ongoing.
AES-4a: Minimize spillover light during nighttime construction.		X			Ongoing	OCS construction began the week of October 2, 2017. The BBI community relations lead has notified nearby residents of upcoming construction. During construction, lighting is faced inward, towards the railroad tracks, and any complaints will be documented and addressed by the BBI community relations lead.
AES-4b: Minimize light spillover at TPFs.	X				Upcoming	The design requirements indicated in the measure are being used in the design process of the TPFs.
AQ-2a: Implement BAAQMD basic and additional construction mitigation measures to reduce construction-related dust.	X	X			Ongoing	The Dust Mitigation Plan was submitted to the JPB. The requirements in the Dust Mitigation Plan will be implemented throughout the construction period and documented in daily reports.

Mitigation Monitoring and Reporting

Mitigation Measure	Mitigation Timing				Status	Status Notes
	Pre-Construction	Construction	Post-Construction	Operation		
AQ-2b: Implement BAAQMD basic and additional construction mitigation measures to control construction-related ROG and NOX emissions.	X	X			Ongoing	The Equipment Emissions Control Plan was submitted to the JPB. The requirements in the Equipment Emissions Control Plan will be implemented throughout the construction period and documented in daily reports.
AQ-2c: Utilize clean diesel-powered equipment during construction to control construction-related ROG and NOX emissions.	X	X			Ongoing	The Equipment Emissions Control Plan was submitted to the JPB. The requirements in the Equipment Emissions Control Plan will be implemented throughout the construction period and documented in daily reports.
BIO-1a: Implement general biological impact avoidance measures.	X	X			Ongoing	Worker Environmental Awareness Training is provided to all project-related personnel before they work on the project. All measures as described will be implemented throughout the construction period and documented in daily reports.
BIO-1b: Implement special-status plant species avoidance and revegetation measures.	X	X	X		Complete	Not applicable. Subsequent habitat assessment and avoidance of Communication Hill eliminated any potential to affect special-status plant species. The measure is not needed.

Mitigation Monitoring and Reporting

Mitigation Measure	Mitigation Timing				Status	Status Notes
	Pre-Construction	Construction	Post-Construction	Operation		
BIO-1c: Implement California red-legged frog and San Francisco garter snake avoidance measures.	X	X			Ongoing	Pre-construction surveys are occurring no more than 7 days prior to the initiation of construction activities nearby/adjacent to potential habitat for CRLF and SFGS. The Wildlife Exclusion Fencing Plan for Segments 2 and 4 was submitted and approved by the wildlife agencies, and installation and monitoring of wildlife exclusion fencing is ongoing. No CRLF / SFGS or sign of each species has been observed to date on the Project. A separate Wildlife Exclusion Fencing Plan will be submitted for Segments 1 and 3, prior to initiation of construction activities in those segments.
BIO-1d: Implement western pond turtle avoidance measures.	X	X			Ongoing	Pre-construction surveys are occurring no more than 7 days prior to the initiation of construction activities nearby/adjacent to potential habitat for WPT. No WPT or WPT sign have been observed to date on the Project.
BIO-1e: Implement Townsend's big-eared bat, pallid bat, hoary bat, and fringed myotis avoidance measures.	X	X			Ongoing	Pre-construction surveys are occurring no more than 7 days prior to the initiation of construction activities with the potential to disturb bats or their habitat. No special-status bats or sign have been observed to date on the Project.

Mitigation Monitoring and Reporting

Mitigation Measure	Mitigation Timing				Status	Status Notes
	Pre-Construction	Construction	Post-Construction	Operation		
BIO-1f: Implement western burrowing owl avoidance measures.	X	X			Ongoing	Protocol surveys for Western Burrowing Owl were conducted from April 2017 through July 2017 at previously identified potentially suitable habitat locations. Note that all of these locations are in Construction Segment 4 (southern Santa Clara and San Jose). No Burrowing Owls were observed during the surveys. Construction in Segment 4 is anticipated to occur in 2018. Prior to construction activities in Segment 4, pre-construction surveys of the potential habitat areas will occur no more than 7 days prior to the onset of construction activities. In addition, protocol surveys were initiated in March 2018, and were completed in June 2018, at the previously identified potentially suitable habitat locations, which will allow work to occur during the 2019 breeding season, if necessary. No Burrowing Owls were observed during the 2018 surveys.
BIO-1g: Implement northern harrier, white-tailed kite, American peregrine falcon, saltmarsh common yellowthroat, purple martin, and other nesting bird avoidance measures.	X	X			Ongoing	Nesting Bird surveys were conducted from February 1 through September 15, 2017 prior to project-related activities with the potential to impact nesting birds. No active nests were observed during this reporting period. Nesting Bird surveys were initiated on February 1, 2018 and continued throughout the reporting period. Active nests were observed during this reporting period, and no-disturbance buffers were implemented to avoid any impacts to active nests, and all project activities which occurred nearby active nests were monitored by agency-approved

Mitigation Monitoring and Reporting

Mitigation Measure	Mitigation Timing				Status	Status Notes
	Pre-Construction	Construction	Post-Construction	Operation		
						biological monitors.
BIO-1h: Conduct biological resource survey of future contractor-determined staging areas.	X	X			Ongoing	The agency-approved Qualified Biologist has conducted surveys of the staging areas currently being used for construction activities. No special-status species or other potentially sensitive biological resources were observed. The agency-approved Qualified Biologist will continue to survey ahead of the initiation of activities at planned staging areas as the Project moves into new construction areas.
BIO-1i: Minimize impacts on Monarch butterfly overwintering sites.	X	X			Ongoing	The agency-approved Qualified Biologist has periodically monitored the project limits to evaluate the presence of Monarch butterfly overwintering sites. No Monarch butterfly overwintering sites have been observed on the Project to date.
BIO-1j: Avoid nesting birds and bats during vegetation maintenance.				X	Upcoming	To be completed during Project operation.
BIO-2: Implement serpentine bunchgrass avoidance and revegetation measures.	X	X	X		Complete	Not applicable. Subsequent habitat assessment and avoidance of Communication Hill eliminated any potential to affect serpentine bunchgrass. This measure is no longer needed.

Mitigation Monitoring and Reporting

Mitigation Measure	Mitigation Timing				Status	Status Notes
	Pre-Construction	Construction	Post-Construction	Operation		
BIO-3: Avoid or compensate for impacts on wetlands and waters.	X	X	X		Complete	The JPB has compensated for unavoidable wetland impacts by purchasing adequate credits from a wetlands mitigation bank approved by USACE and SFRWQCB.
BIO-5: Implement Tree Avoidance, Minimization, and Replacement Plan.	X	X	X		Ongoing	Tree removal and pruning activities were initiated in August 2017 under the guidance of the BBI Arborist, and in accordance with the Tree Avoidance, Minimization, and Replacement Plan. Tree Removal and Pruning status is provided to the JPB on a weekly basis.
BIO-6: Pay <i>Santa Clara Valley Habitat Plan</i> land cover fee (if necessary).	X				Complete	Not applicable. The SCVHP does not apply to the Project because TPS2, Option 1 was not selected and OCS does not extend to Communication Hill. This measure is not needed.
CUL-1a: Evaluate and minimize impacts on structural integrity of historic tunnels.	X				Upcoming	To be implemented prior to construction in tunnels.
CUL-1b: Minimize impacts on historic decorative tunnel material.	X				Upcoming	To be implemented prior to construction in tunnels.

Peninsula Corridor Electrification Project
Monthly Progress Report

Mitigation Monitoring and Reporting

Mitigation Measure	Mitigation Timing				Status	Status Notes
	Pre-Construction	Construction	Post-Construction	Operation		
CUL-1c: Install project facilities in a way that minimizes impacts on historic tunnel interiors.	X				Upcoming	To be implemented prior to construction in tunnels.
CUL-1d: Implement design commitments at historic railroad stations	X				Complete	The Qualified Architectural Historian completed and submitted the HABS Level III documents to the JPB for all seven of the historic stations. Pole placement has been designed to minimize the visual impact to historic stations and all design changes are reviewed by the Environmental Compliance Lead to ensure the mitigation measure is being implemented as the design of the project progresses.
CUL-1e: Implement specific tree mitigation considerations at two potentially historic properties and landscape recordation, as necessary.	X	X			Complete	It was determined that the project is not acquiring any ROW at either of the subject properties so all tree effects would be within the JPB ROW. Therefore, the APE does not include these two historic properties. This measure is no longer needed.

Mitigation Monitoring and Reporting

Mitigation Measure	Mitigation Timing				Status	Status Notes
	Pre-Construction	Construction	Post-Construction	Operation		
CUL-1f: Implement historic bridge and underpass design requirements.	X				Ongoing	This measure is being implemented as described during the design process and will be incorporated into the final design. The four bridges that are included in the MMRP are rail bridges crossing over another feature. Design of the OCS system is taking into account that there are requirements that restrict the design. Thus far, the designs for Construction Segments 2 & 4 are in process and designs are not yet complete. The D-B will forward to the Architectural Historian once complete.
CUL-2a: Conduct an archaeological resource survey and/or monitoring of the removal of pavement or other obstructions to determine if historical resources under CEQA or unique archaeological resources under PRC 21083.2 are present.	X				Ongoing	Periodic inspections of ground surface areas along the alignment, in conjunction with cultural monitoring as-needed of project activities in culturally sensitive areas are ongoing. The Archaeological Final Report will be provided at the conclusion of construction activities.
CUL-2b: Conduct exploratory trenching or coring of areas where subsurface project disturbance is planned in those areas with “high” or “very high” potential for buried site.	X				Ongoing	Exploratory trenching and subsurface testing of all potentially culturally sensitive areas occurred prior to the initiation of construction activities in those areas. The results will be included in the Archaeological Final Report. No cultural resources requiring the development of a treatment plan were observed. A Native American monitor has been present for all exploratory trenching and subsurface testing work.

Mitigation Monitoring and Reporting

Mitigation Measure	Mitigation Timing				Status	Status Notes
	Pre-Construction	Construction	Post-Construction	Operation		
CUL-2c: Conduct limited subsurface testing before performing ground-disturbing work within 50 meters of a known archaeological site.	X				Ongoing	Exploratory trenching and subsurface testing of all potentially culturally sensitive areas occurred prior to the initiation of construction activities in those areas. The results will be included in the Archaeological Final Report. No cultural resources requiring the development of a treatment plan were observed. A Native American monitor has been present for all exploratory trenching and subsurface testing work.
CUL-2d: Conduct exploratory trenching or coring of areas within the three zones of special sensitivity where subsurface project disturbance is planned.	X				Ongoing	Exploratory trenching and subsurface testing of all potentially culturally sensitive areas occurred prior to the initiation of construction activities in those areas. The results will be included in the Archaeological Final Report. No cultural resources requiring the development of a treatment plan were observed. A Native American monitor has been present for all exploratory trenching and subsurface testing work.
CUL-2e: Stop work if cultural resources are encountered during ground-disturbing activities.	X	X			Ongoing	No prehistoric or historic-period cultural materials have been observed during cultural monitoring.
CUL-2f: Conduct archaeological monitoring of ground-disturbing activities in areas as determined by JPB and SHPO.		X			Ongoing	Cultural monitoring as-needed of project activities in culturally sensitive areas is ongoing. The Archaeological Final Report will be provided at the conclusion of construction activities.

Mitigation Monitoring and Reporting

Mitigation Measure	Mitigation Timing				Status	Status Notes
	Pre-Construction	Construction	Post-Construction	Operation		
CUL-3: Comply with state and county procedures for the treatment of human remains discoveries.		X			Ongoing	No human remains have been observed to date on the Project.
EMF-2: Minimize EMI effects during final design, Monitor EMI effects during testing, commission and operations, and Remediate Substantial Disruption of Sensitive Electrical Equipment.	X	X	X		Ongoing	The design requirements indicated in the measure are being implemented through the final design as described. Designs are submitted and reviewed/commented on by JPB. Monitoring EMI effects will occur post construction.
GEO-1: Perform a site-specific geotechnical study for traction power facilities.	X				Ongoing	The design requirements indicated in the measure are being implemented through the final design as described. Geotechnical studies and results are submitted to JPB as completed.
GEO-4a: Identification of expansive soils.	X				Ongoing	The design requirements indicated in the measure are being implemented through the final design as described. Geotechnical studies and results are submitted to JPB as completed.

Peninsula Corridor Electrification Project
Monthly Progress Report

Mitigation Monitoring and Reporting

Mitigation Measure	Mitigation Timing				Status	Status Notes
	Pre-Construction	Construction	Post-Construction	Operation		
GEO-4b: Mitigation of expansive soils.	X				Ongoing	The design requirements indicated in the measure are being implemented through the final design as described. Geotechnical studies and results are submitted to JPB as completed.
HAZ-2a: Conduct a Phase II Environmental Site Assessment prior to construction.	X				Complete	A Phase II Environmental Assessment was completed prior to construction by the JPB consultant, and the results were provided to BBI, and the required mitigation is being implemented prior to the initiation of construction activities.
HAZ-2b: Implement engineering controls and best management practices during construction.	X	X			Ongoing	Field activities are being monitored daily for significant color changes or odors which may indicate contamination.
HYD-1: Implement construction dewatering treatment, if necessary.	X	X			Ongoing	Facilities & BMPs are in place to deal with this requirement should it arise in the OCS foundations.
HYD-4: Minimize floodplain impacts by minimizing new impervious areas for TPFs or relocating these facilities.	X				Ongoing	The design requirements indicated in the measure are being implemented through the final design as described. The TPFs in Construction Segments 2 & 4 are currently in final design and design for TPFs in Construction Segments 1 & 3 has begun. The design minimizes hardscape only to required structure foundations; yard areas are to receive a pervious material.

Mitigation Monitoring and Reporting

Mitigation Measure	Mitigation Timing				Status	Status Notes
	Pre-Construction	Construction	Post-Construction	Operation		
HYD-5: Provide for electrical safety at TPFs subject to periodic or potential flooding.	X			X	Ongoing	The design requirements indicated in the measure are being implemented through the final design as described. The TPFs in Construction Segments 2 & 4 are currently in final design and design for TPFs in Construction Segments 1 & 3 has begun. The design plan currently raises the TPFs above the floodplain.
HYD-7: Implement sea level rise vulnerability assessment and adaptation plan.				X	Ongoing	The JPB has initiated this measure and preparation of the sea level rise vulnerability assessment and adaptation plan is underway.
NOI-1a: Implement Construction Noise Control Plan.	X	X			Ongoing	The Noise and Vibration Control Plan has been submitted and is being implemented. Field activity is monitored per the Plan. If allowable noise levels are near or exceed allowable noise levels, mitigation such as blankets are used from that point forward.
NOI-1b: Conduct site-specific acoustical analysis of ancillary facilities based on the final mechanical equipment and site design and implement noise control treatments where required.	X				Ongoing	The design requirements indicated in the measure are being implemented through the final design as described. Design is still in process and a noise study is currently being performed.
NOI-2a: Implement Construction Vibration Control Plan.	X	X			Ongoing	The Noise and Vibration Control Plan has been submitted and is being implemented. Field activity is monitored per the Plan.

Peninsula Corridor Electrification Project
Monthly Progress Report

Mitigation Monitoring and Reporting

Mitigation Measure	Mitigation Timing				Status	Status Notes
	Pre-Construction	Construction	Post-Construction	Operation		
PSU-8a: Provide continuous coordination with all utility providers.	X	X			Ongoing	The design requirements indicated in the measure will be implemented through the final design as described. Coordination with utility providers is ongoing and there have not been any service interruptions thus far.
PSU-8b: Adjust OCS pole foundation locations.	X				Ongoing	The design requirements indicated in the measure are being implemented through the final design as described.
PSU-8c: Schedule and notify users about potential service interruptions.	X	X			Ongoing	The design requirements indicated in the measure are being implemented through the final design as described. There have not been any service interruptions thus far.
PSU-9: Require application of relevant construction mitigation measures to utility relocation and transmission line construction by others.	X	X			Ongoing	JPB has initiated coordination with PG&E regarding transmission line construction. PG&E is currently raising overcrossing lines in Segment 2.
TRA-1a: Implement Construction Road Traffic Control Plan.	X	X			Ongoing	The D-B has begun traffic control design and permit applications with cities in Segments 2 and 4. Designs have been completed and approved for all cross-over bridges in Segments 2 and 4.
TRA-1c: Implement signal optimization and roadway geometry improvements at impacted intersections for	X	X			Upcoming	This measure has not started

Mitigation Monitoring and Reporting

Mitigation Measure	Mitigation Timing				Status	Status Notes
	Pre-Construction	Construction	Post-Construction	Operation		
the 2020 Project Condition.						
TRA-2a: Implement construction railway disruption control plan.	X	X			Ongoing	Minimization of railway disruption is being coordinated by the Site Specific Work Plan. A Construction Railway Disruption Control Plan was prepared to document the measures that are being implemented.
TRA-3b: In cooperation with the City and County of San Francisco, implement surface pedestrian facility improvements to address the Proposed Project's additional pedestrian movements at and immediately adjacent to the San Francisco 4th and King Station.	X	X	X		Upcoming	This measure has not started.
TRA-4b: Continue to improve bicycle facilities at Caltrain stations and partner with bike share programs where available following guidance in Caltrain's Bicycle Access and Parking Plan.				X	Ongoing	The JPB adopted the Caltrain Bicycle Parking Management Plan in November 2017, and staff have been working to implement the Plan's recommendations to improve wayside bike parking facilities along the corridor. Staff have also been coordinating with local jurisdictions that have launched bikeshare pilot programs to safely site bicycles near Caltrain stations.

Peninsula Corridor Electrification Project
Monthly Progress Report

Mitigation Monitoring and Reporting

Mitigation Measure	Mitigation Timing				Status	Status Notes
	Pre-Construction	Construction	Post-Construction	Operation		
NOI-CUMUL-1: Implement a phased program to reduce cumulative train noise along the Caltrain corridor as necessary to address future cumulative noise increases over FTA thresholds				X	Upcoming	This measure will be implemented during project operation.
NOI-CUMUL-2: Conduct project-level vibration analysis for Blended System operations and implement vibration reduction measures as necessary and appropriate for the Caltrain corridor				X	In Progress	CHSRA is conducting this analysis as part of the EIR/EIS for the San Francisco to San Jose section.
TRA-CUMUL-1: Implement a phased program to provide traffic improvements to reduce traffic delays near at-grade crossings and Caltrain stations				X	Upcoming	This measure will be implemented during project operation.
TRA-CUMUL-2: Implement technical solution to allow electric trolley bus transit across 16th Street without OCS conflicts in cooperation with SFMTA.	X				Complete	Not applicable. SFMTA has elected to not electrify the 16 th Street crossing. This measure no longer applies.
Mitigation Measure TRA-CUMUL-3: As warranted, Caltrain and freight operators will partner to provide Plate H clearance as feasible between San Jose and Bayshore.				X	Upcoming	This measure will be implemented during project operation.