

Appendix F

Tree Inventory and Canopy Assessment

Appendix F: Tree Inventory and Canopy Assessment

For the Draft EIR, Hort Science prepared a tree assessment and inventory based on the preliminary engineering at the time which indicated a worst-case electrical safety zone (ESZ) of 24 feet from the centerline of the outer electrified track. The tree impacts were characterized based on that worst-case ESZ. The Hort Science tree assessment and inventory are presented in **Appendix F.1**. Appendix J shows mapping of the 24 foot ESZ.

For the Final EIR, ICF estimated potential tree impacts using the tree assessment and inventory prepared by Hort Science, but with different assumptions about the potential ESZ width. For two-track areas, based on preliminary engineering at the time of the Final EIR, it is likely that the ESZ will be 21 feet from the centerline of the outer electrified track. For multi-track areas, based on preliminary engineering at the time of the Final EIR, it is likely that the ESZ will be 18 feet from the centerline of the outer electrified track. In addition, in 5 mitigation test areas, ICF estimated potential tree impacts using alternative pole designs per Mitigation Measure BIO-5. **Appendix F.2** shows the estimated tree impacts using these likely ESZ widths, presents estimates for the 5 mitigation test areas, and also updated the Hort Science tree inventory to indicate what tree by tree effects may be based on the FEIR likely ESZ widths and potential effects in the mitigation test areas. Appendix J shows mapping of these ESZ areas and tree effects using the FEIR likely ESZ widths.

In some cases, the required ESZ may be wider than the FEIR likely widths up to the worst-case DEIR ESZ widths due to site-specific considerations such as curve requirements, trackside signal and other infrastructure, or other considerations. Thus tree impacts for the project would be somewhere between the DEIR and FEIR estimates (before application of Mitigation Measures BIO-5).

Appendix F.1

Tree Inventory and Canopy Assessment (Hort Science)



DRAFT
Tree Inventory and Canopy Assessment
Peninsula Corridor Electrification Project

PREPARED FOR
Peninsula Corridor Joint Powers Board
1250 San Carlos Ave.
San Carlos, CA 94070

PREPARED BY:
HortScience, Inc.
325 Ray St.
Pleasanton, CA 94566

February 2014



DRAFT
Tree Inventory and Canopy Assessment
Peninsula Corridor Electrification Project

Table of Contents

| | Page |
|---|-------------|
| Executive Summary | i |
| 1.0 Introduction and Overview | 1 |
| 1.1 2003 Tree Survey and Assessment | 2 |
| 1.2 2013 Tree Inventory and Canopy Assessment | 3 |
| 2.0 Methods | 4 |
| 2.1 Tree Canopy Analysis | 4 |
| 2.2 Initial Tree Density Model | 5 |
| 2.3 Tree Inventory (TI) | 7 |
| 2.4 Limited Tree Assessment (LTA) | 8 |
| 2.5 Tree Assessment (TA) | 8 |
| 2.6 Re-Defining the Project Area | 10 |
| 2.7 Linear Models to Estimate Number of Trees | 10 |
| 3.0 Tree Protection Requirements by Jurisdiction | 11 |
| 4.0 Results | 12 |
| 4.1 Canopy Analysis | 12 |
| 4.2 Model to Estimate Number of Trees with Canopy Intrusion | 12 |
| 4.3 Summary of Tree Inventory | 15 |
| 4.3.1 Property Ownership and Protected Trees | 15 |
| 4.3.2 Tree species | 15 |
| 4.3.3 Tree Size | 18 |
| 4.3.4 Tree Condition | 19 |
| 4.3.5 El Palo Alto and Jules Francard Grove | 20 |
| 4.3.6 Impacts to Trees | 21 |
| 5.0 Conclusions | 22 |
| 6.0. Potential Tree Mitigation Measures | 23 |

Tables

| | |
|---|----|
| Table i: Estimated number of trees by jurisdiction | v |
| Table 1: Summary of tasks performed for each of three types of tree inspection and assessment | 9 |
| Table 2: Estimated number of trees with canopy intruding into the Project Area, and number of trees that would be removed and pruned for the PCEP by jurisdiction. | 14 |
| Table 3: Summary of number of trees, number of species, and ownership for Tree Inventories. | 15 |
| Table 4: Occurrence of tree species by jurisdiction | 15 |
| Table 5: Estimated PCEP impacts to trees in tree inventory areas by condition of tree. | 21 |

Attachments

Attachment 1 Summary of tree protection requirements by jurisdiction.

Attachment 2 Results of tree inventory and canopy assessment by jurisdiction

| | |
|----------------------------|-------|
| San Francisco | A2-1 |
| Brisbane | A2-6 |
| South San Francisco | A2-10 |
| San Bruno | A2-14 |
| Unincorporated San Mateo | A2-18 |
| Millbrae | A2-26 |
| Burlingame | A2-30 |
| San Mateo | A2-37 |
| Belmont | A2-41 |
| San Carlos | A2-45 |
| Redwood City | A2-49 |
| Atherton | A2-53 |
| Menlo Park | A2-58 |
| Palo Alto | A3-63 |
| Mountain View | A2-71 |
| Sunnyvale | A2-76 |
| Santa Clara | A2-84 |
| San Jose | A2-88 |
| Unincorporated Santa Clara | A3-92 |

Attachment 3 Tree inventory data

| | |
|---------------------------------|-------|
| Atherton | A3-3 |
| Burlingame | A3-14 |
| Menlo Park | A3-26 |
| Palo Alto | A3-49 |
| Sunnyvale | A3-67 |
| Unincorporated San Mateo County | A3-84 |

Attachment 4 Scientific and common names of trees

Attachment 5 Abbreviations used on report

Attachment 6 References

DRAFT
Tree Inventory and Canopy Assessment
Peninsula Corridor Electrification Project

Executive Summary

The Peninsula Corridor Joint Powers Board (JPB) is preparing an Environmental Impact Report (EIR) for the Peninsula Corridor Electrification Project (PCEP). ICF International (ICF) is the lead consultant supporting the JPB in preparation of the EIR and HortScience is a subcontractor to ICF. The project would add electrical lines above the Caltrain tracks from San Francisco to San Jose, providing electrical power instead of diesel fuel for the trains. The project encompasses 51 miles of existing track and construction of nine new traction power facilities from the 4th and King Station in San Francisco to approximately two miles south of the Tamien Station in San Jose.

In many places along the track tree canopies are present within the Project Area, defined as 24 feet from the centerline of the outside track. In some cases the Project Area is outside Caltrain's right-of-way (ROW). To allow for construction and create a safe zone around the high voltage wires in the Project Area, it would be necessary to prune or remove trees.

HortScience, Inc. was asked to identify the potential impacts of the required work would have on the trees. The project encompasses 17 municipal jurisdictions and two unincorporated county jurisdictions and includes trees within the Caltrain right-of-way, trees on private property and trees on public land. Trees of certain types and sizes are protected by local ordinances.

There were three primary goals for the *Tree Inventory and Canopy Assessment*:

1. Estimate the amount of tree canopy removal that would potentially occur to create 24 feet of clearance for the project.
2. Assess impacts on a tree-by-tree case from on-ground inspections in key areas of concern as identified by ICF International.
3. For each jurisdiction, determine tree replacement requirements for trees that would potentially be removed.

HortScience's scope of services included assessing trees at three levels: 1) Limited Tree Assessment, 2) Tree Assessment, and 3) Tree Inventory. In addition, for all trees along the corridor we performed a canopy analysis to estimate the amount of canopy extending into the Project Area that would be removed by pruning or tree removal. We also created a tree density model to estimate numbers of trees impacted from the area of canopy intrusion.

We performed the Tree Inventory in locations identified by ICF International as areas of particular concern during August 2013. A total of 2,672 trees were assessed in 7 jurisdictions; this number was reduced to 2,172 when the Project Area was reduced from 29 feet to 24 feet. Comparing those data to a canopy analysis using ArcGIS to quantify the amount of canopy intruding into the Project Area, we created two linear models. One model predicted trees total trees impacted and the other predicted trees requiring removal. For areas that we had no data

on numbers of trees, we used the model to predict how many trees and removals would be likely in that area.

Through both canopy analysis and field evaluation, we estimated that **5,835** trees had more than 5% of their canopy within the Project Area. Because this estimate was based partially on a model, the 95% confidence interval was between 5,276 and 6,394. We predicted that **2,220** trees would have enough of their canopy removed that they would not survive. Because these are predicted numbers, the 95% confidence interval was between 1,905 and 2,536 trees. Table i shows the estimated number of trees that would require pruning and removal in each jurisdiction of the project.

The PCEP traverses 19 jurisdictions, each with its own tree preservation and protection ordinance that establishes tree protection standards and guidelines. Jurisdictions vary in how they define what a tree is, what terms are used (e.g. *heritage*, *protected*, *ordinance sized*), which trees qualify as protected trees, height at which the trunk is measured, and how removal of a tree is to be mitigated. While all but two jurisdictions require replacement of trees that are removed, the metric by which that is accomplished varies. Most of the jurisdictions do not specify how replacement requirements are determined; replacement decisions are made by the jurisdiction on a case-by-case basis.

Based on our assessments and canopy analysis of trees with the PCEP, we find the following:

1. The PCEP would require removal of approximately 25.18 acres of tree canopy.

Canopy intrusion estimates were developed by creating polygons around vegetation canopy extending into the Project Area in ArcMap with NAIP 2009 base image.

2. Impacts to trees would occur from vegetation clearance required within the Project Area.

We estimated that 5,835 trees would be impacted: 3,616 would be pruned to provide clearance, and 2,220 trees would be removed.

3. The PCEP will have variable impact on the trees in the 19 jurisdictions through which it traverses.

Canopy intrusion into the Project Area by jurisdiction ranged from 0 to 3.46 acres (median 0.96 acre). Estimated number of trees by jurisdiction that would be removed ranged from 0 to 497 trees (median 78 trees). The estimated number of trees by jurisdiction that would be pruned ranged from 0 to 481 trees in (median 153 trees). The estimated number of trees by jurisdiction to be impacted (removed and pruned) ranged from 0 to 915 (median 231 trees). The lowest number of trees to be impacted was in Santa Clara County; the highest, in Sunnyvale (see Table 2 data for each jurisdiction).

4. Some trees intruding into the Project Area should be removed because they are in poor condition.

We did not evaluate individual trees for the entire PCEP (estimated 5,835 trees). Of the 2,172 trees that we inventoried, we estimated 868 would be removed due to project impacts. One hundred twenty-one (121, 14%) of those were in poor condition and should probably be removed regardless of the project.

5. For the Tree Inventory areas, most of trees that would be impacted reside in Caltrain's ROW.

In the areas inventoried, 30% of the trees were located on private property; 19% on public property, and 51% within the Caltrain ROW. Atherton had the most trees on private property (76%); Palo Alto, the least (5%) (see Table 3).

6. The PCEP would have several positive impacts to the urban forest.

- a. **Removing trees in poor condition within the Project Area would reduce the risk to users, facilities and equipment from structural failure of poor condition trees.** Many trees were senescent and/or possessed defects in structure that would increase their likelihood for failure. Removing those trees would improve system and public safety.
- b. **Removing trees in dense canopy areas may reduce fuel loads, thereby reducing fire hazards.** Removing dead trees, low branches and thinning stands of trees are common fire management strategies.
- c. **Removing invasive exotic tree species can help protect nearby natural areas and landscapes.** For instance, of the trees within the Tree Inventory areas that would be removed, 40 are Tree of Heaven, a plant that readily spreads by root suckers and seed. Although the numbers of invasive trees are relatively small, removing those trees would eliminate them as a source of propagules to invade other landscapes.
- d. **In stands of trees where trees are densely planted, removing some trees may allow better development of neighboring trees.** When trees are removed, openings are created through which remaining trees' access to sunlight may be increased. This can improve growth and health of remaining trees.

There are a variety of ways impacts to trees could be partially or wholly mitigated.

1. Minimize tree loss and severity of pruning by using alternative pole designs where feasible and consistent with railroad operational safety and maintenance requirements.

Reducing the width of the Project Area in locations where trees would be removed or heavily pruned would minimize and possibly eliminate tree impacts.

2. Replant trees where screening was lost and space is available.

Many jurisdictions require tree replacement planting or funding for planting on other properties (see Attachments 1 and 2 for descriptions). Where local tree ordinances do not specify replacement requirements, a reasonable replacement ratio for protected trees outside of the ROW would be a 2:1 ratio using 15-gallon trees. Although local tree ordinances do not specify replacement requirements for non-protected trees, a reasonable replacement ratio would be a 1:1 ratio, using 15-gallon trees. Replacing trees inside the ROW at a ratio of 1:1 using 15-gallon trees is suggested.

However, planting in dense areas of trees can create problems rather than mitigate for the tree losses. Replacing lost screening with desirable species at adequate spacing is the best replacement strategy.

3. Where there is no space for planting to new trees, contribute to planting programs that increase tree canopy in other locations.

Collaborate with municipal parks departments and local not-for-profit tree organizations to identify locations where additional tree canopy is needed.

4. Use best management practices when pruning and removing trees.

Contractors that prune and remove trees should be qualified and use industry standards to perform the work (see *ANSI A300 Pruning Standard*, *ISA Best Management Practice, Pruning*). Appropriate nesting bird surveys should be performed prior to tree pruning and/or removal.

5. Plan to preserve existing trees outside the building envelope when designing new facilities.

Existing trees should be included in the design of facilities just like any other site feature. The first step in accomplishing this is to accurately plot trunk locations of all existing trees on all site development and construction plans. Include a consulting arborist on the design team to identify appropriate tree protection zones and provide advice about tree preservation techniques (see Matheny and Clark 1998 for further information).

6. Protect trees near new facility construction from injury.

Where new facilities will be constructed and work areas staged, it is important to protect nearby trees from inadvertent injury. This can be accomplished by installing temporary protection fencing around tree protection zone of all trees near construction or staging areas.

Table i: Estimated number of trees with canopy intruding into the Project Area, trees that would be removed and pruned in each jurisdiction.

| Jurisdiction | Mile Posts | Canopy in Project Area (acres) | Est. Number of Trees | | |
|--------------------------------|------------|--------------------------------|----------------------|-------------|------------------|
| | | | Remove | Prune | Impacted |
| San Francisco | 0-5.2 | 0.23 | 51 | 9 | 60 |
| Brisbane | 5.2-7.9 | 0.18 | 14 | 22 | 36 |
| South San Francisco | 7.9-10.4 | 0.96 | 77 | 151 | 228 |
| San Bruno | 10.4-11.9 | 0.13 | 10 | 21 | 31 |
| Unincorporated 1 | 11.9-12.5 | 0.61 | 49 | 98 | 147 |
| Millbrae | 12.5-13.8 | 0.29 | 23 | 46 | 69 |
| Burlingame | 13.8-16.7 | 2.52 | 85 | 154 | 239 |
| San Mateo | 16.7-21.1 | 1.76 | 141 | 279 | 420 |
| Belmont | 21.1-22.6 | 0.42 | 34 | 66 | 100 |
| San Carlos | 22.6-24.5 | 0.97 | 78 | 153 | 231 |
| Redwood City | 24.5-26.6 | 0.84 | 67 | 134 | 201 |
| Unincorporated 2 | 26.4-27.5 | 0.68 | 50 | 144 | 194 |
| Atherton | 27.4-28.2 | 1.35 | 142 | 206 | 348 |
| Menlo Park | 28.1-29.7 | 2.33 | 188 | 441 | 629 |
| Palo Alto | 29.7-33.6 | 3.27 | 177 | 481 | 658 |
| Mountain View | 33.5-37.5 | 2.03 | 284 | 292 | 576 |
| Sunnyvale | 37.5-41.5 | 3.46 | 497 | 418 | 915 |
| Santa Clara | 40.8-45.3 | 1.20 | 96 | 191 | 287 |
| San Jose | 45.3-52.0 | 1.95 | 157 | 310 | 467 |
| Unincorporated 3 | 51.4-52.0 | 0.00 | 0 | 0 | 0 |
| Total | | 25.18 | 2220 | 3616 | 5835 |
| Standard Error | | | 11.28 | | 14.70 |
| 95% Confidence Interval | | | 1905-2536 | | 5276-6394 |

All tree numbers rounded to whole numbers

DRAFT

Tree Inventory and Canopy Assessment

Peninsula Corridor Electrification Project

1.0 Introduction and Overview

The Peninsula Corridor Joint Powers Board (JPB) is preparing an Environmental Impact Report (EIR) Peninsula Corridor Electrification Project (PCEP). ICF International (ICF) is the lead consultant supporting the JPB in preparation of the EIR and HortScience is a subcontractor to ICF. The project would add electrical lines above the Caltrain tracks from San Francisco to San Jose, providing electrical power instead of diesel fuel for the trains. The project encompasses 51 miles of existing track and construction of nine new traction power facilities from the 4th and King Station in San Francisco to approximately two miles south of the Tamien Station in San Jose (Fig. 1).

The PCEP will require installation of an overhead contact system (OCS) to provide power to the trains (Fig. 2). The OCS system would be located 10 to 12 feet from the centerline of the track, supported by poles spaced 180 to 230 feet apart. The OCS wires would be supported by means of cantilevered, hinged bracket arms that would extend horizontally over the track from vertical steel poles mounted clear of the dynamic envelope of the vehicles. In complex areas, where there is limited clearance between tracks, multi-track support structures, such as multi-wire headspans or portals attached to taller steel poles, could be employed. The poles would be supported by cast-in-place concrete foundations or driven pile footings. Vegetation would be required to be maintained a minimum of 10 feet from the OCS poles.

In many places along the track tree canopies are present within the project's electrical safety zone (Project Area). In some cases the Project Area is outside Caltrain's right-of-way (ROW). To allow for construction and create a safe zone around the high voltage wires in the Project Area, it would be necessary to prune or remove trees.



Figure 1 The PCEP extends from 4th and King Station in San Francisco to two miles south of the Tamien Station in San Jose (arrows). (Source: Caltrain System Map <http://www.caltrain.com/stations/systemmap.html>)

HortScience, Inc. was asked to identify the potential impacts of the required work would have on the trees. The project encompasses 17 municipal jurisdictions and two unincorporated county jurisdictions and includes trees within the Caltrain right-of-way, trees on private property and trees on public land. Trees of certain types and sizes are protected by local ordinances.

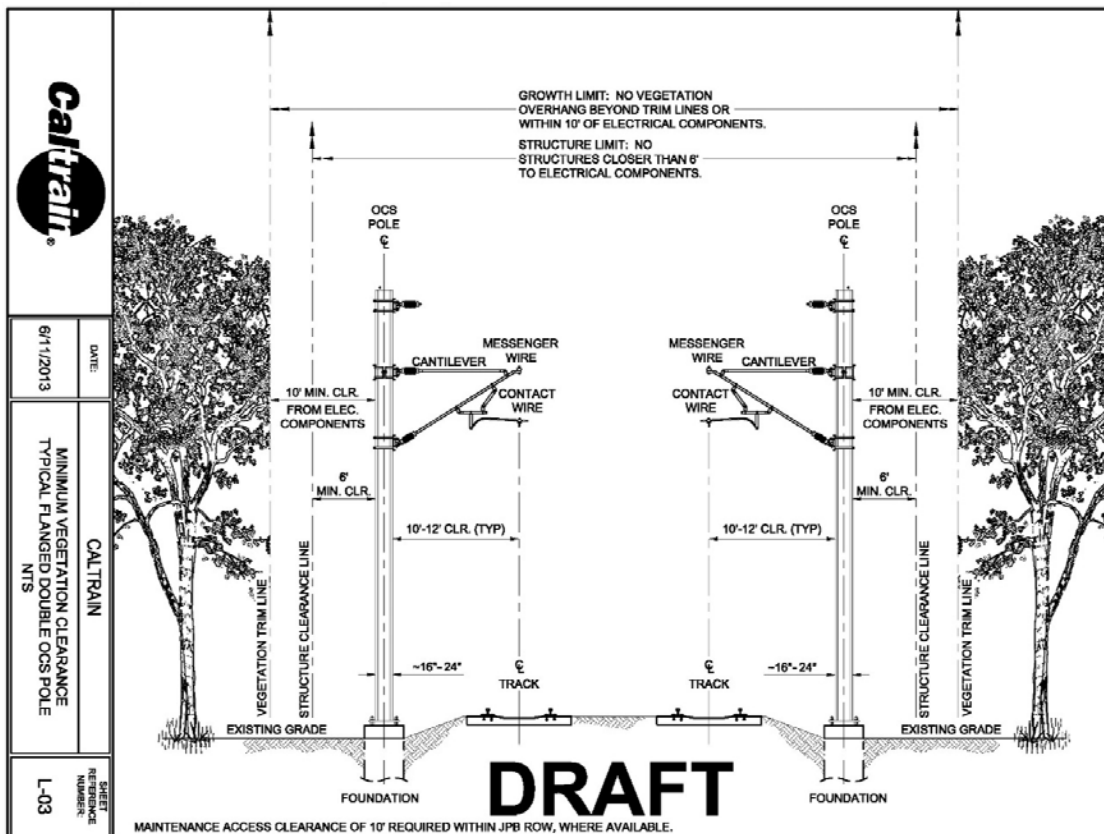


Figure 2 The current Project Area is defined as 24 feet from the center line of the outside track. It encompasses the 10 foot wide electrical safety zone in which no overhanging vegetation is allowed.

1.1 2003 Tree Survey and Assessment

In 2003, HortScience, Inc. prepared the Tree Survey and Assessment for the project as it was envisioned at that time. The study encompassed the 77-mile railway segment between San Francisco and Gilroy Stations. Where tree canopy extended into Caltrain's right-of-way, we estimated the amount of pruning and number of trees that would be removed based on sampled locations. Sample areas were assessed in two ways: First, we traveled the 77-miles of track

and videotaped the corridor. We then assessed canopy conditions in one-mile increments from the video tape. Using the videotape, tree density was classified as low, moderate, and high at 1-mile increments. Second, we examined individual trees in eight locations within the system to determine potential impacts. Those locations were selected based on the presence of dense tree canopy along the right-of-way and sensitivity of the community to potential impacts to trees. In each location, tree-specific data were collected and the potential impact of electrification was considered. Both clearance requirements and impacts from construction were evaluated. Our 2003 conclusions were:

1. Impacts to trees would occur from both installing energized conductors and creating required clearance.
2. The electrification project would have variable impact on the 8 locations examined.
3. Most trees impacted by the program were outside of Caltrain's right-of-way.
4. Approximately 19,250 trees were located within and immediately adjacent to Caltrain's right-of-way.
5. Approximately 1,727 trees (9% of the total) were recommended for removal due to the project.

1.2 2013 Tree Inventory and Canopy Assessment

Now, ten years after our first tree assessment, the project plans are further developed. When we began our current work, the Project Area was defined as 29 feet from the centerline of the outside track. This distance originally included a preliminary 15 feet-wide electrical safety zone (ESZ) from the electrical components. On October 31, 2013, Caltrain changed the ESZ to 10 feet, changing the Project Area to 24 feet from the centerline of the outside track. HortScience's task was to estimate how much tree canopy and how many trees would be impacted within the Project Area.

Current project plans are not yet to the level of design to make finer scale decisions about possible ways to reduce impacts to specific trees. The worst-case assumption is that side poles located 10 to 12 feet from the centerline of the outermost track will be required and that assumption is used in this assessment. Therefore the results of this report indicate the number of trees that may possibly be impacted in the 24 feet-wide Project Area. Providing a full inventory and tree-by-tree assessment of impacts of the entire 51 miles of track was not within the scope of our work.

There were three primary goals for the current *Tree Assessment*:

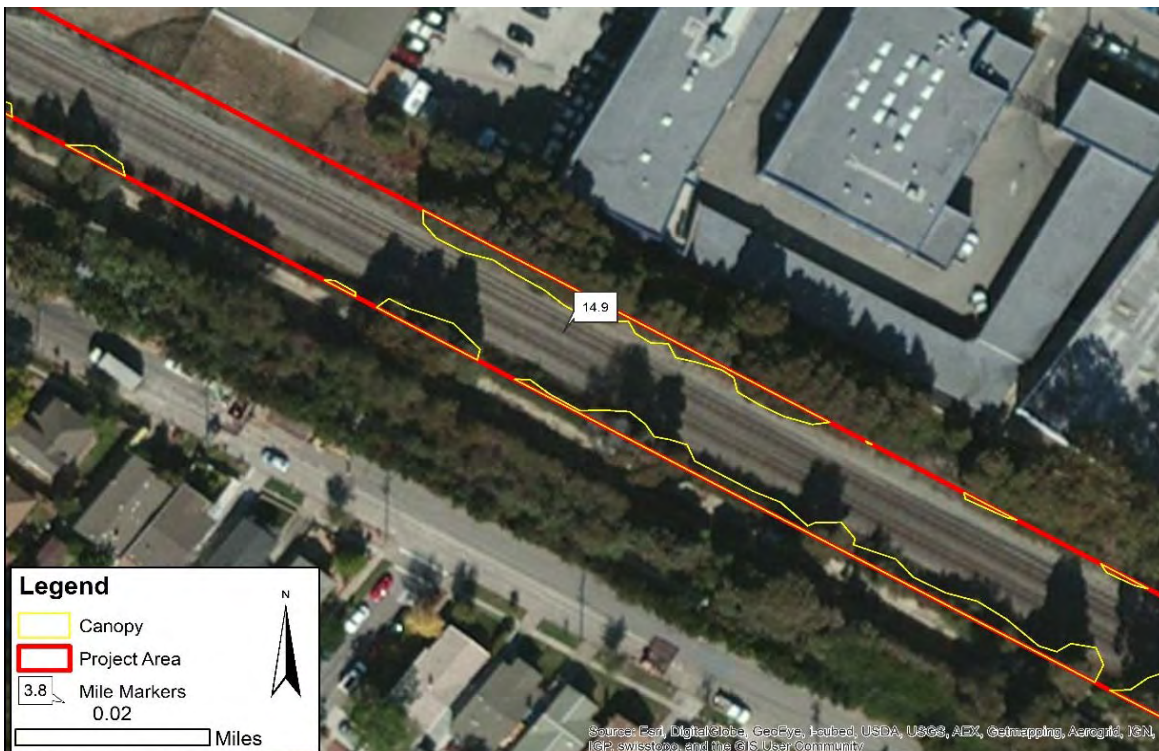
1. Estimate the amount of tree canopy removal that would potentially occur to create 24 feet of clearance for the project.
2. Assess impacts on a tree-by-tree case from on-ground inspections in key areas of concern as identified by ICF International.
3. For each jurisdiction, determine tree replacement requirements for trees that would potentially be removed.

2.0 Methods

HortScience's scope of services included assessing trees at three levels: 1) limited tree assessment, 2) tree assessment, and 3) tree inventory. The methods employed for level of tree evaluation are described below and in Table 1 (page 8). In addition, for all trees along the corridor we performed a canopy analysis to estimate the amount of canopy extending into the Project Area that would be removed by pruning or tree removal. We also created a tree density model to estimate numbers of trees impacted from the area of canopy intrusion. Adjustments were made to the canopy analysis and impact estimates when the Project Area was changed from 29 feet to 24 feet.

2.1 Tree Canopy Analysis

A Tree Canopy Analysis was performed to estimate the area and categorize the density of canopy within the Project Area. ICF International provided shapefiles (*.shp) showing the Electrical Safety Zone (ESZ), pole placement, tracks to be electrified, Caltrain Right-of-Way (ROW), and mile markers. HortScience created a Project Area polygon layer which incorporated all of these polygons into a single polygon defining our assessment region. Using the Project Area file in ArcMap, we drew polygons around the vegetation to delineate canopy within the Project Area (Fig. 3). Shadows were difficult to distinguish from vegetation canopy in the ESRI aerial base image; therefore, we primarily used the NAIP (National Agricultural Imagery Program) 2009 image as the base.



We then viewed more recent Google Earth and Caltrain video of the tracks and observed vegetation types during the hi-rail assessment to distinguish between trees and shrubs or

ground cover. The polygons around shrubs and ground cover were deleted from the canopy analysis so that only tree canopy remained.

After we delineated all canopy along the 51 miles of track, we calculated the area of canopy within the Project Area, in each jurisdiction, and within each tenth of a mile segment of the track. These calculations were used for analyses of tree impacts.

2.2 Initial Tree Density Model

ICF International identified track segments in six jurisdictions in which HortScience would perform the Tree Inventory. These segments were selected based on density of trees and local concern. To verify that these locations represented the areas of the greatest number of trees, we used data from our 2003 report and 2013 initial field counts to create a linear model relating tree density to canopy extending into the Project Area. The map displaying these data (Figure 4) helped HortScience staff to: confirm that the planned areas of field assessment were the densest tree populations, plan the use of linear models to predict tree numbers based on canopy density, and plan field work appropriately to assess approximately 2,500 trees in the field.

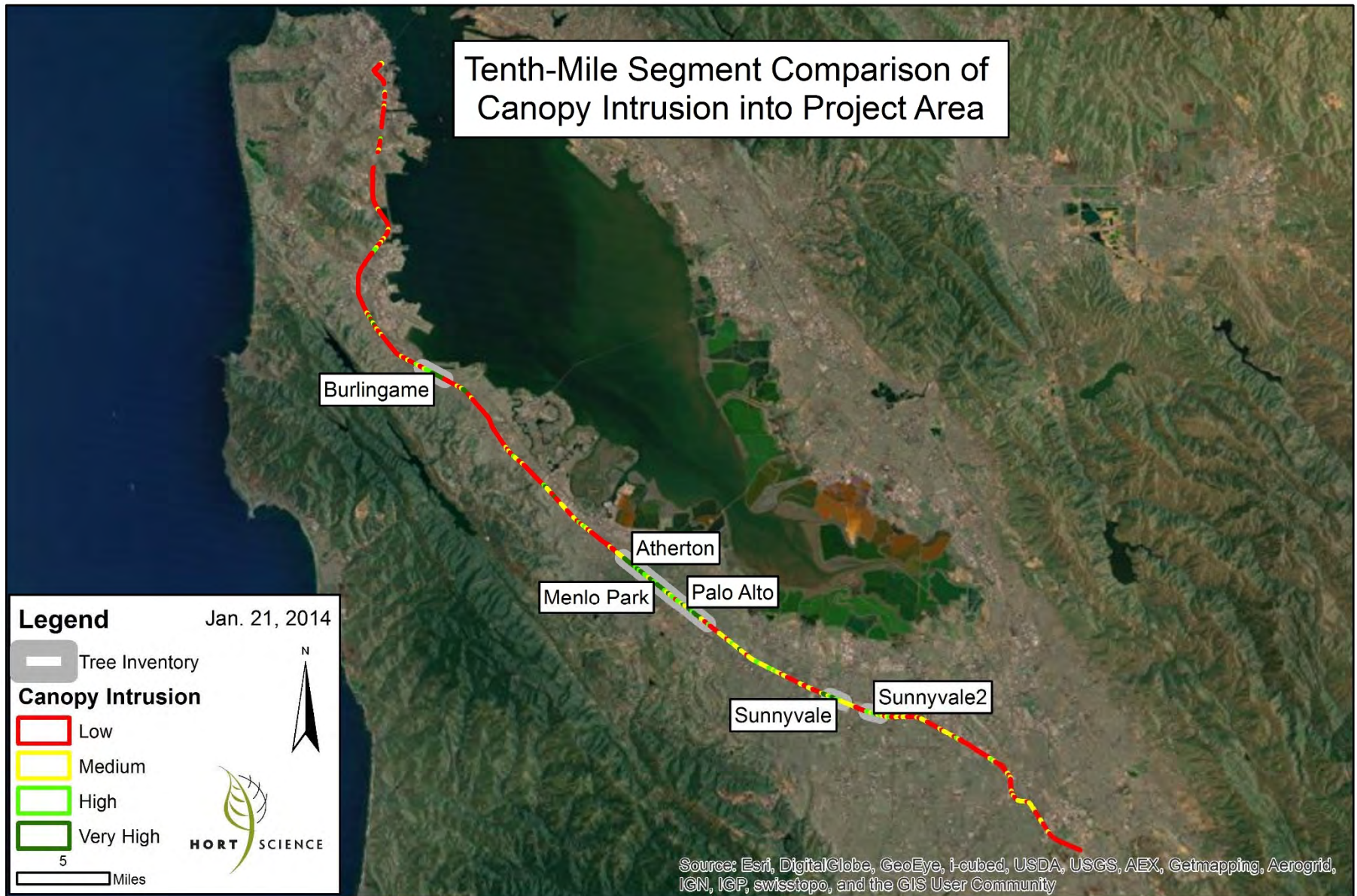


Figure 3 The initial tree density model identified areas of densest tree populations.

2.3 Tree Inventory (TI)

HortScience performed a tree-by-tree inventory and assessment in locations identified by ICF International as areas of particular concern during August 2013. The locations were sections of the Cities of Burlingame, Atherton, Menlo Park, Palo Alto, and Sunnyvale, and two sections in unincorporated San Mateo County.

At the time the inventory was conducted, the Project Area was defined as 29 feet from the centerline of the outside track. All trees in designated areas which had at least 5% of their canopies intruding into the Project Area were assessed. We determined whether trees were in the Project Area by measuring from the outside rail of the tracks using a Bosch DLR130 Laser Distance Measurer. Data collected included:

- a. Assign a unique identifier that included the jurisdiction, tree number, and side of the track. For instance, MP-119-W is Menlo Park, tree #119, on the west side of the tracks.
- b. Identify type of tree.
- c. Categorize trunk diameter at 4.5 feet above grade (DBH). Categories were 6-11", 12-17", 18-23", 24-30", 30-35", 36-41", 42"+. For trees having more than one trunk, calculate the largest diameter plus half of all stems over 6" diameter. Where the trunk was not visible (Fig. 5), DBH range was estimated base on visible trunk and tree canopy size.
- d. Rate the condition on a scale of 1 (poor) to 5 (excellent):

5 - A healthy, vigorous tree, reasonably free of signs and symptoms of disease, with good structure and form typical of the species.

4 - Tree with slight decline in vigor, small amount of twig dieback, minor structural defects that could be corrected.

3 - Tree with moderate vigor, moderate twig and small branch dieback, thinning of crown, poor leaf color, moderate structural defects that might be mitigated with regular care.

2 - Tree in decline, epicormic growth, extensive dieback of medium to large branches, significant structural defects that cannot be abated.

1 - Tree in severe decline, dieback of scaffold branches and/or trunk; most of foliage from epicormics; extensive structural defects that cannot be abated.

- e. Categorize the distance from the edge of



Figure 4 HortScience arborists inventorying trees within the Project Area.

canopy to the centerline of the track (4-8', 9-13-, 14-18', 19-24', 24-29').

- f. If the tree trunk was farther than 29' from the centerline of the rail, categorize distance from the trunk to the outside of the track (4-8', 9-13-, 14-18', 19-24', 24-29').
- g. If trunk is not in the Project Area, estimate percentage of the tree's canopy that would be removed by pruning to provide adequate clearance (0-24%, 25-39%, 40-59%, 60-100%).
- h. Determine if the tree should be removed because of poor condition, severity of impact, or risk to operations.
- i. Identify if tree is on Caltrain ROW, private property, or public property.

We collected geospatial data using ArcPad on a Microsoft Surface Pro tablet and a Bluetooth enabled GPS receiver (G-Sat BT-368). We manually added point features onto an aerial photo showing Project Area and ROW boundaries, rather than relying wholly on the GPS receiver due to inaccuracies and lack of access to the base of many trees. Tree descriptive data were collected using HandBase software for Android and Apple hand-held devices.

2.4 Limited Tree Assessment (LTA)

The purpose of the LTA was to assess the general characteristics of the vegetation and degree of canopy clearance required. The LTA was accomplished by reviewing the 2011 videotape of the right-of-way provided by ICF International, reviewing Google Earth imagery, viewing the project area from a hi-rail survey, modeling the vegetation density within the project area, and performing a tree canopy analysis. On September 9 and 11, 2013, HortScience arborists were driven down the tracks in a hi-rail vehicle at approximately 15-20 miles per hour to visually assess the general character of the vegetation along the corridor. Canopy characteristics that were evaluated included

- a. Estimating the number of trees;
- b. Identifying tree types (genus) and estimating the percentage of each of the population;
- c. Categorizing the age classes of trees (young, semi-mature, mature)
- d. Estimating the amount of pruning required to provide adequate clearance in the project area (percentage of canopy);
- e. Determining the percentage of tree(s) that would be removed because of poor condition, severity of impact, risk to operations;
- f. Estimating the location of tree(s) on Caltrain ROW, private property, or public property;
- g. Determining the jurisdiction in which trees were located.

2.5 Tree Assessment (TA)

The Tree Assessment (TA) included areas where HortScience did not carry out full Tree Inventories but enough data were gathered to estimate tree counts without using the Tree Density Model. In San Francisco and Brisbane we used a combination of hi-rail and Google Earth to estimate number of trees and removals. In Mountain View, we conducted a field

assessment because our data set for the model was skewed towards dense areas. These data were included in the Tree Density Model, but we used natural breaks found in the field between trees rather than 0.1 mile breaks for input into the model. Data collected were the same as described for the Limited Tree Assessment.

Table 1: Summary of tasks performed for each of three types of tree inspection and assessment

| Task | Tree Inspection and Assessment Method | | |
|--|---|---|---|
| | <i>Tree Inventory</i> | <i>Tree Assessment</i> | <i>Limited Tree Assessment</i> |
| Trees viewed in hi-rail trip, Caltrain video, and Google Earth | • | • | • |
| Number of trees and types of trees identified in the field. | • | • | |
| Individual trees inspected, assessed, and mapped. | • | | |
| Percentage of canopy that would be pruned estimated in the field. | • | | |
| Distance of tree from track measured. | • | • | |
| Individual trees that would be removed identified due to poor condition, trunk within Project Area, or severe pruning (adjusted for 24' Project Area). | • | • | |
| Protected tree status within jurisdiction determined. | • | | |
| Model used to estimated number of trees with canopy intruding into the Project Area | | | • |
| Model used to estimate number of trees that would be removed for project. | | | • |
| Approx. miles of track | 7.7 | 9.7 | 34.6 |
| Locations | Dense canopy areas in sections of Burlingame, unincorporated San Mateo County, Atherton, Menlo Park, Palo Alto, and Sunnyvale | San Francisco, San Bruno, Mountain View | Areas not covered in other assessments. |

2.6 Re-Defining the Project Area

At the beginning of HortScience's involvement in the PCEP, the Project Area was preliminarily defined as 29 feet from the center of the outside track. This was calculated by assuming 12 feet from centerline of the track to pole placement, 2 feet wide poles, and 15 feet for the Electrical Safety Zone (ESZ) outside the pole. All fieldwork was conducted with these specifications in mind; however, HortScience collected additional spatial data knowing that these distances from the track could change. When the ESZ was changed from 15 feet to 10 feet decreasing the Project Area by 5 feet, HortScience used these extra data to estimate number of trees and removals in the adjusted 24 feet wide Project Area. We created a new Project Area shapefile by buffering -5 feet to the original Project Area in ArcMap. All results published in this report use the revised 24 feet wide Project Area.

Reducing the Project Area by 5 feet required making some adjustments to the data we collected in the field when the Project Area was 29 feet. To evaluate impacts to trees, the number of trees having canopy intruding into the new Project Area were estimated by combining the number of trees with trunks within 29 feet of the tracks with trees that had canopies within 24 feet of the tracks. This method assumes that all trees with trunks between 24 and 29 feet of the tracks had canopy intruding into the Project Area. Therefore, we expect this number of trees estimate to be artificially high.

To estimate the number of removals required with the 24 feet wide Project Area, we first needed to know the percentage of trees that would be removed because of intensity of pruning. Using data collected for the 29 feet Project Area, we calculated the percentage of trees with trunks outside of the Project Area that would require removal due to severe pruning (25%). We then extrapolated this number to the trees outside of the 24 foot Project Area. All trees with trunks within 24 feet of the centerline of the tracks were added to 25% of the trees with trunks between 24 and 29 feet of the tracks. This method assumes that none of the trees with trunks more than 29 feet from the tracks would require removal, which may artificially depress our estimate. This method also assumes that the percentage of removals due to pruning remains constant when the Project Area was changed from 29 feet to 24 feet wide.

2.7 Linear Models to Estimate Number of Trees

We created linear models to predict number of trees and number of tree removals for the areas in which the Limited Tree Assessments were performed. The Tree Inventory areas, a section of Mountain View where we performed a Tree Assessment, and the jurisdictions of San Francisco and Brisbane had reliable tree and removal estimates and did not require modeling. We combined the remaining areas to create a total amount of canopy requiring tree and removal estimates, and using the linear regression in R (a statistical computer program), estimated the number of trees and tree removals required in the Limited Tree Assessment areas. We also calculated values for adj. R^2 , standard error and 95% Confidence Intervals using R. We added values from the areas excluded from the model to these values to obtain our final tree and removal estimates.

3.0 Tree Protection Requirements by Jurisdiction

Pursuant to SamTrans' enabling legislation (Public Utilities Code Section 103200 et seq.) and the 1991 Interstate Commerce Commission's approval of the JPB acquisition of the Caltrain line, JPB activities within the Caltrain ROW are exempt from local building and zoning codes and other land use ordinances including tree ordinances. Nonetheless, the JPB will cooperate with local government agencies in assessing tree impacts and designing mitigation for the PCEP including consideration of local tree ordinances, municipal code and guidance in determining requirements for tree replacement.

The PCEP traverses 19 jurisdictions, each with its own tree preservation and protection ordinance that establishes tree protection standards and guidelines. Jurisdictions vary in how they define what a tree is, what terms are used (e.g. *heritage*, *protected*, *ordinance sized*), which trees qualify as protected trees, height at which the trunk is measured, and how removal of a tree is to be mitigated. For example, Palo Alto and Sunnyvale consider a four inch diameter woody plant a tree and require assessment before a removal permit would be issued. If this tree were in Atherton or unincorporated San Mateo County, the tree would not require assessment or a removal permit. Some cities protect all trees over a certain diameter, while others will only protect native species. In Brisbane, a Heritage Tree is a native species over six inches in diameter, or a non-native species over ten inches. In contrast, in San Jose the city council designates *Heritage Trees* because of factors including the specific tree's "history, girth, height, species or unique quality, to have a special significance to the community" (San Jose Municipal Code Section 13.28.330).

Jurisdictions also vary in what mitigation is required for tree removal and how tree replacement requirements are determined. Several cities regulate the amount of pruning that can be done to a tree, although the percentage of canopy that can be removed without a permit varies. A table of summarizing the tree ordinances of each jurisdiction is provided (Attachment 1). Below two photos give examples (Fig. 6)



Figure 6 - The 10" diameter redwood on the left would be protected in San Bruno, San Mateo, Belmont and Mountain View, but not in the other jurisdictions.

*The 25" diameter Canary Island date palm on the right would be protected in all jurisdictions **except** Brisbane, Millbrae, Atherton, Palo Alto, and Mountain View.*

4.0 Results

Results are presented in aggregate for the entire PCEP. Results for each jurisdiction in order of occurrence from the north to the south are provided in Attachment 2.

4.1 Canopy Analysis

The canopy analysis estimated that a total of 25.2 acres of canopy extended into the Project Area along the entire 51 miles of track. Within the Tree Inventory and Tree Assessment areas, 11.1 acres of canopy extended into the Project Area, and 14.1 acres of canopy in the Limited Assessment areas.

4.2 Model to Estimate Number of Trees with Canopy Intrusion in Project Area

The Tree Inventory (TI) identified 2,172 trees within the Project Area. In the areas a Tree Assessment (TA) was performed, there were 298 trees. For Limited Tree Assessment (LTA) areas, a linear model of the trees with canopy in the Project Area compared to the amount of canopy intrusion from aerial images (Fig. 7) was developed to predict number of trees impacted in the. Using the linear model $y=239.08x$, the predicted number of trees impacted in the LTA area was 3,365.

Total estimated number of trees having canopy within the Project Area in the three assessment methods (TI, TA, LTA) was 5,835 trees. Because LTA estimates were predicted by a model, there was a degree of uncertainty in these estimates. The 95% confidence interval was 5,276 to 6,394 trees.

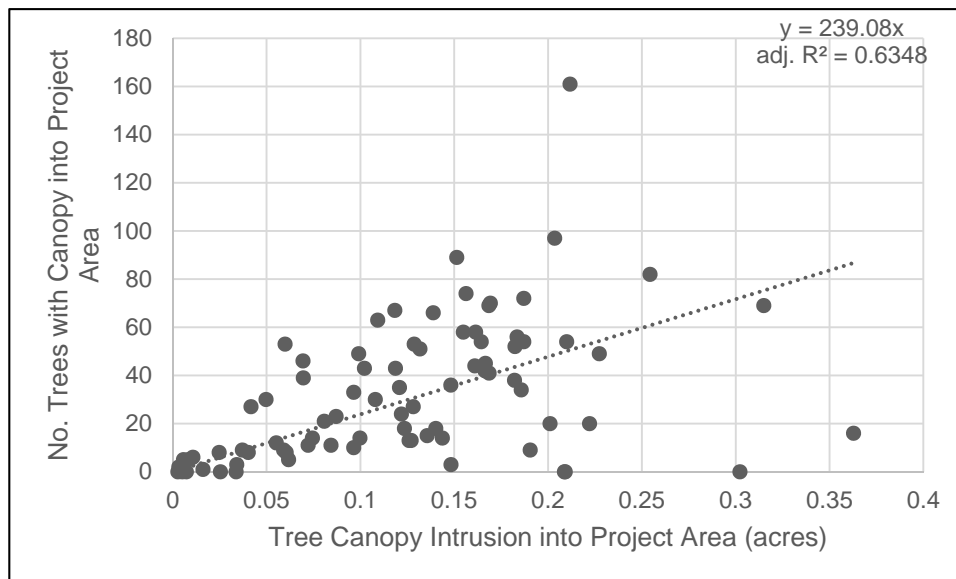


Figure 7 – Linear model created from area of tree canopy intrusion and estimated number of trees with canopy intruding into the Project Area. This model was used to estimate the total number of trees in the Limited Tree Assessment that would potentially be impacted by the project.

A second linear model compared tree canopy intrusion into the Project Area to numbers of trees that would be removed. These included trees having trunks within the Project Area and those at risk of death due to heavy pruning. This model was used similarly to the previous model to estimate how many trees were likely to be removed by the project. A model of $y=80.173x$ predicted 1,128 removals in the LTA areas (Fig. 8). Along with 868 trees that were assessed in the Tree Inventory area and 224 trees in Tree Assessment area, a total of 2,220 trees are predicted to require removal. Because these are predicted numbers, 95% was between 1,905 and 2,536 trees.

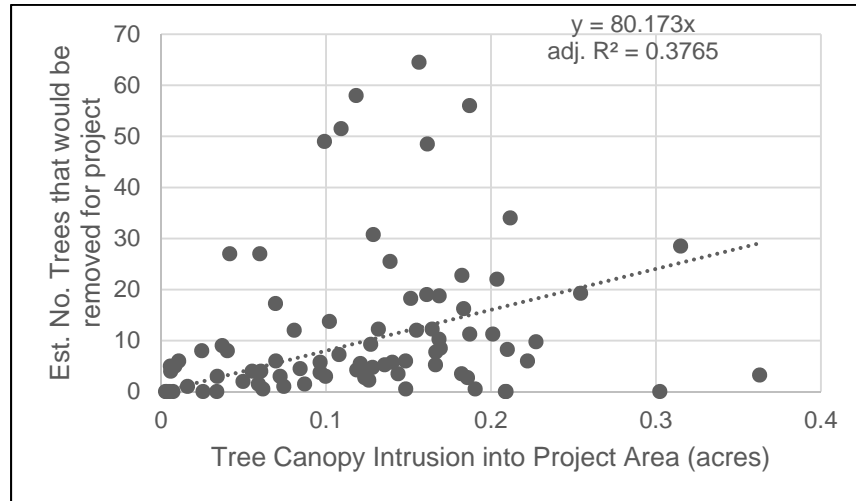


Figure 8 – Linear model created from area of canopy intrusion and estimated number of trees that would be removed

Exhibits of canopy intrusion into the project area (see Fig. 9 for an example) are provided for selected tree locations in each jurisdiction in Attachment 2.

Data collected in the Tree Inventories, Tree Assessments, and determined from the models were combined to estimate the total canopy within the Project Area, and the number of trees that would be removed and pruned for each of the 19 jurisdictions (Table 2). Canopy intrusion into the Project Area by jurisdiction ranged from 0 to 3.46 acres (median 0.96 acre). Estimated number of trees that would be removed by jurisdiction ranged from 0 to 497 (median 78 trees). The estimated number of trees by jurisdiction that would be pruned ranged from 0 to 481 (median 153 trees). The estimated number of trees impacts (removed

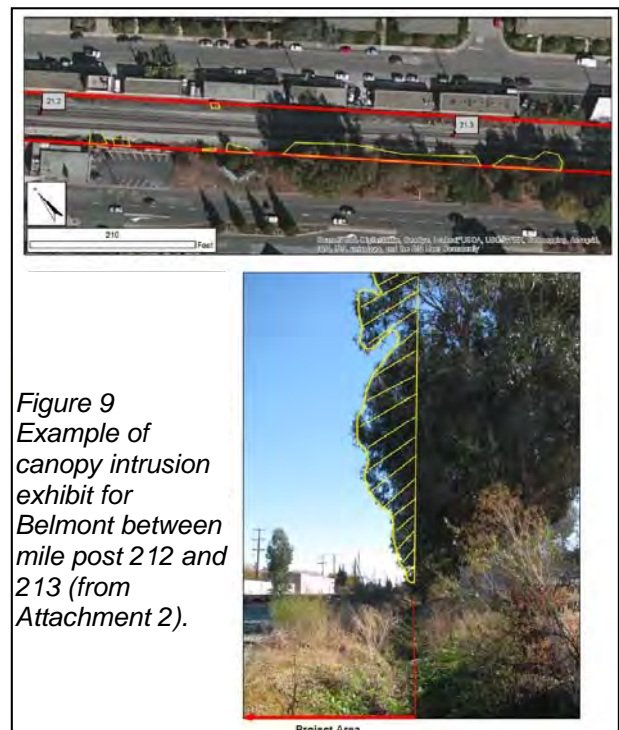


Figure 9
Example of canopy intrusion exhibit for Belmont between mile post 212 and 213 (from Attachment 2).

and pruned) by jurisdiction ranged from 0 to 915 (median 231 trees).

Table 2: Estimated number of trees with canopy intruding into the Project Area, and number of trees that would be removed and pruned for the PCEP by jurisdiction.

Estimates include data derived from tree inventories, tree assessments, and limited tree assessments (using models).

| Jurisdiction | Mile Posts | Canopy in Project Area (acres) | Est. Number of Trees | | |
|--------------------------------|------------|--------------------------------|----------------------|-------------|------------------|
| | | | Remove | Prune | Impacted |
| San Francisco | 0-5.2 | 0.23 | 51 | 9 | 60 |
| Brisbane | 5.2-7.9 | 0.18 | 14 | 22 | 36 |
| South San Francisco | 7.9-10.4 | 0.96 | 77 | 151 | 228 |
| San Bruno | 10.4-11.9 | 0.13 | 10 | 21 | 31 |
| Unincorporated 1 | 11.9-12.5 | 0.61 | 49 | 98 | 147 |
| Millbrae | 12.5-13.8 | 0.29 | 23 | 46 | 69 |
| Burlingame | 13.8-16.7 | 2.52 | 85 | 154 | 239 |
| San Mateo | 16.7-21.1 | 1.76 | 141 | 279 | 420 |
| Belmont | 21.1-22.6 | 0.42 | 34 | 66 | 100 |
| San Carlos | 22.6-24.5 | 0.97 | 78 | 153 | 231 |
| Redwood City | 24.5-26.6 | 0.84 | 67 | 134 | 201 |
| Unincorporated 2 | 26.4-27.5 | 0.68 | 50 | 144 | 194 |
| Atherton | 27.4-28.2 | 1.35 | 142 | 206 | 348 |
| Menlo Park | 28.1-29.7 | 2.33 | 188 | 441 | 629 |
| Palo Alto | 29.7-33.6 | 3.27 | 177 | 481 | 658 |
| Mountain View | 33.5-37.5 | 2.03 | 284 | 292 | 576 |
| Sunnyvale | 37.5-41.5 | 3.46 | 497 | 418 | 915 |
| Santa Clara | 40.8-45.3 | 1.20 | 96 | 191 | 287 |
| San Jose | 45.3-52.0 | 1.95 | 157 | 310 | 467 |
| Unincorporated 3 | 51.4-52.0 | 0.00 | 0 | 0 | 0 |
| Total | | 25.18 | 2220 | 3616 | 5835 |
| Standard Error | | | 11.28 | | 14.70 |
| 95% Confidence Interval | | | 1905-2536 | | 5276-6394 |

Note: All tree numbers rounded to whole numbers

4.3 Summary of Tree Inventory

In the Tree Inventory areas we collected a variety of data for 2,672 individual trees. These data are presented for each tree in Attachment 3. The Project Area was subsequently reduced to 24 feet, which required making some adjustments to the data, and reduced the number of trees within the Project Area to 2,172 trees. All results reported are for the 2,172 trees within the 24 feet Project Area.

4.3.1 Property Ownership and Protected Trees

In the areas inventoried, 30% of the trees were located on private property; 19% on public property, and 51% within the Caltrain ROW. Atherton had the most trees on private property; Palo Alto, the least (Table 3).

There were 1,007 trees that are protected by local tree preservation ordinances (Table 3). Menlo Park had more than double the number of protected trees as any other jurisdiction.

Table 3. Summary of number of trees, number of species, and ownership for Tree Inventories.

| Jurisdiction | # of Species | # of Trees | # Protected | Private | Public | ROW |
|---------------|--------------|-------------|-------------|------------|------------|-------------|
| Burlingame | 9 | 141 | 76 | - | 101 | 40 |
| San Mateo Co. | 11 | 101 | 46 | 17 | 9 | 75 |
| Atherton | 25 | 348 | 173 | 265 | 31 | 52 |
| Menlo Park | 39 | 629 | 390 | 186 | 58 | 385 |
| Palo Alto | 31 | 464 | 162 | 23 | 212 | 229 |
| Sunnyvale | 35 | 489 | 160 | 162 | 1 | 326 |
| Total | 82 | 2172 | 1007 | 653 | 412 | 1107 |

4.3.2 Tree species

Eighty-two (82) species of trees were present in the Tree Inventory (Table 4). The most diverse urban forest was Menlo Park with 39 species, but Menlo Park also had the most trees assessed in the Tree Inventory. Only blackwood acacia, coast live oak and coast redwood were found in all six jurisdictions in which Tree Inventories were performed.

Table 4. Occurrence of Tree Species by Jurisdiction

| Species | Burlingame | San Mateo Co. | Atherton | Menlo Park | Palo Alto | Sunnyvale |
|---------------|------------|---------------|----------|------------|-----------|-----------|
| African sumac | - | - | - | - | - | X |
| Aleppo pine | - | - | - | ● | ● | - |
| Almond | - | - | - | ● | ● | - |
| American elm | - | - | ● | ● | - | - |

| Species | Burlingame | San Mateo Co. | Atherton | Menlo Park | Palo Alto | Sunnyvale |
|-------------------------|------------|---------------|----------|------------|-----------|-----------|
| Arizona cypress | - | - | - | ● | - | - |
| Austrian pine | - | - | - | - | ● | - |
| Avocado | - | - | - | ● | - | - |
| Bailey acacia | ● | ● | ● | - | ● | - |
| Blackwood acacia | ● | ● | ● | ● | ● | ● |
| Blue gum | ● | ● | ● | ● | ● | - |
| Bottlebrush | - | - | - | - | - | ● |
| Brisbane box | - | - | - | - | - | ● |
| California bay | - | - | - | ● | ● | - |
| California black walnut | - | - | ● | ● | ● | - |
| California pepper | - | - | - | - | ● | ● |
| Callery pear | - | - | ● | ● | - | ● |
| Camphor | - | - | - | ● | - | - |
| Canary Island palm | - | - | ● | ● | - | - |
| Canary Island pine | - | - | - | - | - | ● |
| Carob | - | - | - | - | ● | - |
| Carrotwood | - | - | - | - | ● | ● |
| Casurina | - | - | - | - | - | ● |
| Cedar of Lebanon | - | - | - | - | ● | - |
| Chestnut | - | - | - | ● | - | - |
| Chinese elm | - | - | - | ● | - | ● |
| Chinese pistache | - | - | - | ● | ● | - |
| Coast live oak | ● | ● | ● | ● | ● | ● |
| Coast redwood | ● | ● | ● | ● | ● | ● |
| Compact blue gum | - | - | ● | - | ● | - |
| Compact myrtle | - | - | - | - | - | ● |
| Cork screw willow | - | - | - | ● | - | - |
| Crape myrtle | - | - | - | - | - | ● |
| Deodar cedar | - | - | - | - | ● | ● |
| Douglas fir | - | - | - | - | ● | - |
| English walnut | - | - | - | ● | ● | - |
| Evergreen ash | - | - | - | ● | - | ● |
| Evergreen elm | - | - | - | - | ● | - |
| Evergreen pear | ● | - | - | - | - | - |
| Flaxleaf paperbark | - | - | - | - | - | ● |
| Fremont cottonwood | - | - | - | ● | - | - |
| Glossy privet | - | ● | ● | - | ● | ● |
| Hackberry | - | - | - | - | - | ● |
| Holly leaf cherry | - | - | - | - | ● | - |

| Species | Burlingame | San Mateo Co. | Atherton | Menlo Park | Palo Alto | Sunnyvale |
|--------------------------|------------|---------------|-----------|------------|-----------|-----------|
| Holly Oak | - | - | - | ● | ● | ● |
| Hollywood juniper | - | - | - | ● | ● | ● |
| Hopseed | - | - | - | - | - | ● |
| Idaho locust | - | - | - | ● | - | - |
| Italian buckthorn | - | - | ● | - | - | - |
| Italian cypress | - | - | - | - | - | ● |
| Italian stone pine | - | - | ● | ● | - | - |
| Japanese maple | - | - | - | ● | - | - |
| Juniper | ● | - | - | - | ● | - |
| Lombardy poplar | - | - | - | - | - | ● |
| London plane | - | - | - | ● | - | ● |
| Manna gum | - | - | - | - | ● | - |
| Mexican fan palm | - | - | - | - | - | ● |
| Monterey pine | - | ● | ● | ● | ● | ● |
| Monterey cypress | - | - | ● | - | - | - |
| Mulberry | - | ● | - | - | - | - |
| Myoporum | - | - | - | ● | - | ● |
| Olive | - | - | ● | - | - | - |
| Persimmon | - | - | - | ● | - | - |
| Photinia | - | - | - | - | - | ● |
| Pittosporum | - | - | ● | ● | - | - |
| Plum | - | ● | ● | ● | - | - |
| Podocarpus | - | - | ● | - | - | ● |
| Portuguese laurel | - | - | - | ● | ● | - |
| Purple leaf plum | - | - | - | - | - | ● |
| Red iron bark | - | - | - | ● | - | ● |
| River red gum | - | ● | ● | - | ● | - |
| Silver dollar gum | ● | - | ● | ● | - | ● |
| Swamp mahogany | - | - | ● | - | - | ● |
| Sweetgum | - | - | ● | - | - | - |
| Tarata | ● | - | - | - | - | - |
| Tree of heaven | - | - | ● | ● | ● | - |
| Valley oak | - | ● | ● | ● | ● | - |
| Victorian box | - | - | - | - | ● | - |
| Willow | - | - | - | ● | - | - |
| Windmill palm | - | - | - | ● | - | - |
| Zylosma | - | - | - | - | - | ● |
| Number of Species | 9 | 11 | 25 | 39 | 31 | 35 |

4.3.3 Tree Size

The size of each tree was characterized by the trunk diameter. Trunk diameters were grouped into seven categories ranging from 4 inches to 42+ inches. The size distribution of the Tree Inventory areas were skewed towards small trees (Fig. 10). Almost half of all trees had trunk diameters smaller than 12" in diameter. There were 901 trees less than 12 inches (41%) and 53 trees greater than 41 inches in diameter (2%). These data represent a predominately young to semi-mature urban forest overall. There were differences by jurisdiction, however. For instance, 22% of trees in Atherton were 24 inches and larger in diameter (Fig. 11). In contrast, in Sunnyvale only 8% were larger than 24 inches in diameter (Fig. 12). Sunnyvale's trees were younger in comparison to Atherton's trees.

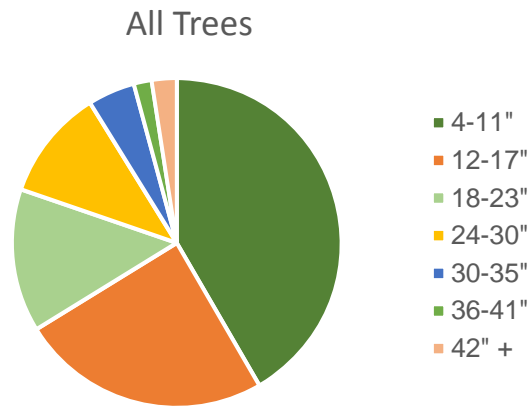


Figure 10 Size distributions of trunk diameters of 2172 trees in the in the PCEP Tree Inventory.

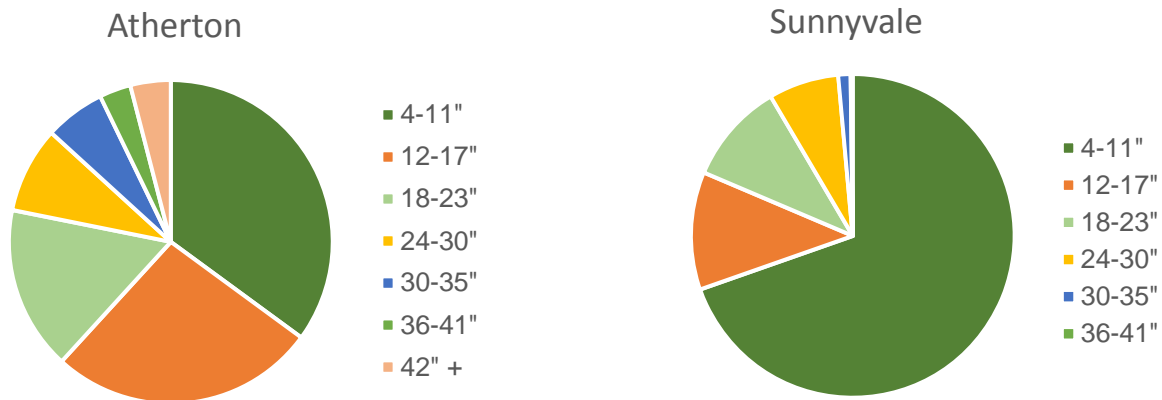


Figure 11 Size distributions of trunk diameters of in the Tree Inventory for 348 trees in Atherton.

Figure 12 Size distributions of trunk diameters of in the Tree Inventory for 489 trees in Sunnyvale.

4.3.4 Tree Condition

For the Tree Inventory, condition was rated on a scale of 1 (poor) to 5 (excellent) within inventory areas were most commonly in fair condition. We used a five point scale where 5 was excellent, 4 was good, 3 was fair, 2 was poor and 1 was very poor condition. Almost one-half (49%) of all trees inventoried were in fair condition. Twenty four (24%) percent of trees were in good condition, and 8% of trees were in excellent condition. Trees in poor and very poor condition are generally recommended for removal unless they provide unique value. Over the whole site, 14% of trees were in poor condition and 5% were in very poor condition. Contrasting two different jurisdictions, Atherton had both a higher percentage of trees in poor condition and a higher percentage of trees in good condition than Sunnyvale which mostly had trees in fair condition.

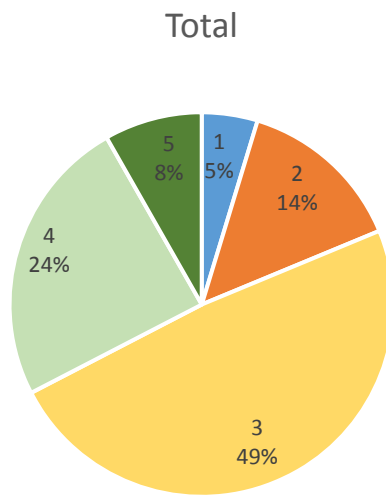


Figure 13 Condition ratings of 2172 trees in the in the PCEP Tree Inventory.

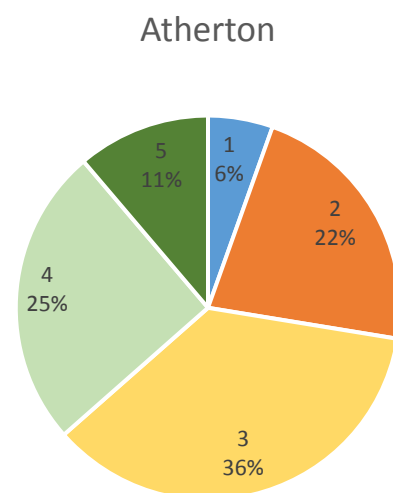


Figure 14 Condition ratings of 348 trees in the in the PCEP Tree Inventory.

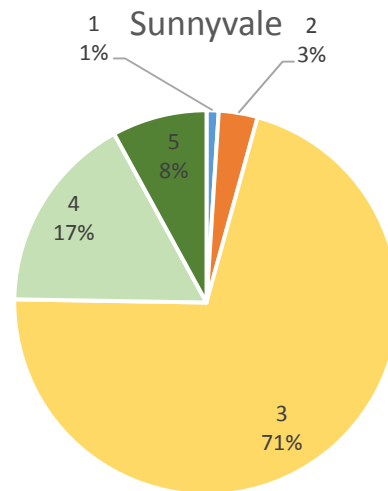


Figure 15 Condition ratings of 489 trees in the in the PCEP Tree Inventory.

4.3.5 El Palo Alto and Jules Francard Grove

There were some unique trees within the Project Area of particular note. El Palo Alto, the tree for which Palo Alto is named, is a coast redwood that is approximately 1100 years old. The trunk was approximately 25 feet from the tracks, putting it just outside of the Project Area (Fig. 13). The canopy extended to within 12 feet of the tracks (12 feet into the Project Area). Using the worst-case assumptions of side pole OCS placement, pruning would be required to reduce canopy 12 feet on the west side. However, given the landmark status of this tree, the JPB altered the design to place the OCS within the San Franciscquito Bridge superstructure and thus avoid the need for pruning of this tree. Where outer limbs encroach on the bridge superstructure, pruning will be conducted consistent with current maintenance practices for safety (see also Attachment 2, Exhibit PA-3).

The historic Jules Francard Grove of blue gum eucalyptus in Burlingame borders the tracks from MP 15.4 to MP 16.3 (Fig. 14). This is a grove of trees planted in the 1880s by John McLaren that is now owned by the City of Burlingame. Most of the trees were outside the Project



Figure 16 El Palo Alto is located 25 feet from the track.

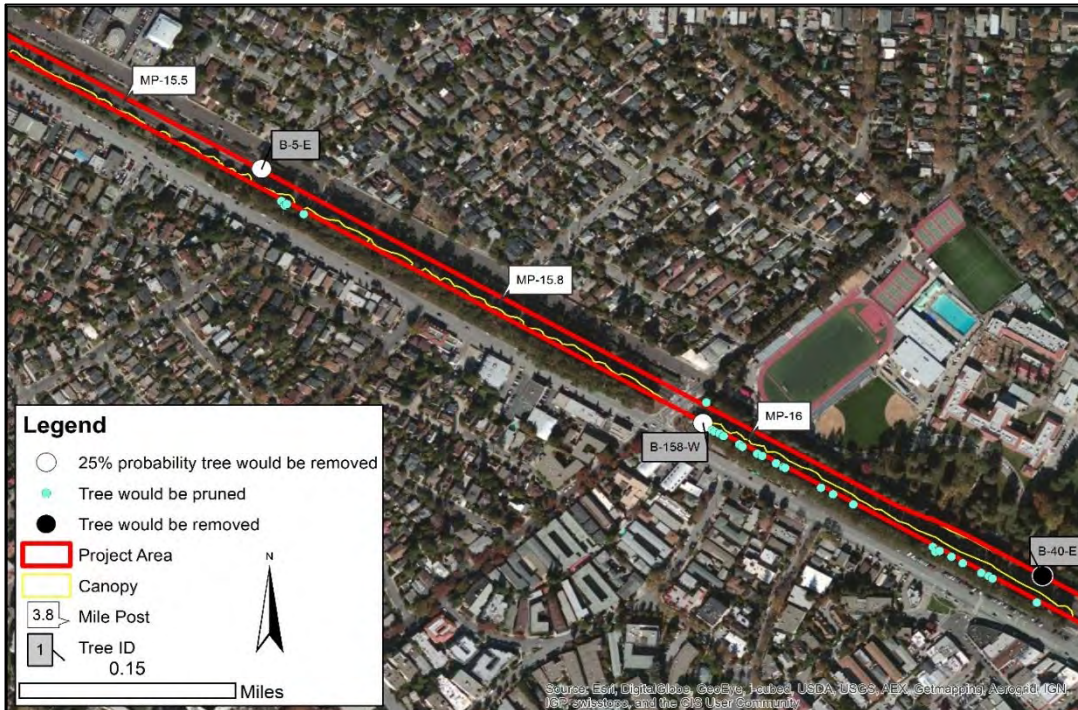


Figure 17 The Jules Francard Grove of blue gum eucalyptus will likely be impacted. Blue dots are trees requiring pruning (28 trees), the black dot is the one tree requiring removal, and for two white dots it is unclear whether these trees would be pruned or removed.

Area; 31 trees would be impacted over half of which were in poor condition. Tree B-40-3 would be removed if the third rail requires electrification. There is a 25% likelihood (due to change in size of Project Area) that trees B-5-E and B-158-W would be removed because of severity of pruning required to provide clearance. Twenty-eight (28) trees would be pruned. The majority of the trees in the Jules Francard Grove would not be affected by the project.

4.3.6 Impacts to Trees

Because individual trees were assessed and the condition rated in the Tree Inventory, we are able to identify trees that would be removed for the PCEP that were in poor condition (Table 5). Of the 736 trees identified for removal, 111 were in poor condition (15%).

Table 5. Estimated PCEP Impacts to Trees in Tree Inventory Areas by Condition of Tree.

| Jurisdiction | Estimated No. Trees to Remove | | Estimated No. Trees to Prune | Estimated Total Number of Trees Impacted |
|---------------|-------------------------------|-----------------------------|------------------------------|--|
| | Poor Condition | Fair to Excellent Condition | | |
| Burlingame | 13 | 37 | 91 | 141 |
| San Mateo Co. | 9 | 7 | 85 | 101 |
| Atherton | 39 | 103 | 206 | 348 |
| Menlo Park | 20 | 163 | 446 | 629 |
| Palo Alto | 22 | 85 | 357 | 464 |
| Sunnyvale | 8 | 341 | 140 | 489 |
| Total | 111 | 736 | 1325 | 2172 |

5.0 Conclusions

Based on our assessments and canopy analysis of trees with the PCEP, we find the following:

1. The PCEP would require removal of approximately 25.18 acres of tree canopy.

Canopy intrusion estimates were developed by creating polygons around vegetation canopy extending into the Project Area in ArcMap with NAIP 2009 base image.

2. Impacts to trees would occur from vegetation clearance required within the Project Area.

We estimated that 5,835 trees would be impacted: 3,616 would be pruned to provide clearance, and 2,220 trees would be removed.

3. The PCEP will have variable impact on the trees in the 19 jurisdictions through which it traverses.

Canopy intrusion into the Project Area by jurisdiction ranged from 0 to 3.46 acres (median 0.96 acre). Estimated number of trees that would be removed by jurisdiction ranged from 0 to 497 trees (median 78 trees). The estimated number of trees by jurisdiction that would be pruned ranged from 0 to 481 trees in (median 153 trees). The estimated number of trees to be impacted (removed and pruned) by jurisdiction ranged from 0 to 915 (median 231 trees). The lowest number of trees to be impacted was in Santa Clara County; the highest, in Sunnyvale (see Table 2 data for each jurisdiction).

4. Some trees intruding into the Project Area should be removed because they are in poor condition.

We did not evaluate individual trees for the entire PCEP (estimated 5,835 trees). Of the 2,172 trees that we inventoried, we estimated 868 would be removed due to project impacts. One hundred twenty-one (121, 14%) of those were in poor condition and should probably be removed regardless of the project.

5. For the Tree Inventory areas, most of trees that would be impacted reside in Caltrain's ROW.

In the areas inventoried, 30% of the trees were located on private property; 19% on public property, and 51% within the Caltrain ROW. Atherton had the most trees on private property (76%); Palo Alto, the least (5%) (see Table 3).

6. The PCEP would have several positive impacts to the urban forest.

- a. **Removing trees in poor condition within the Project Area would reduce the risk to users, facilities and equipment from structural failure of poor condition trees.** Many trees were senescent and/or possessed defects in structure that would increase their likelihood for failure. Removing those trees would improve system and public safety.
- b. **Removing trees in dense canopy areas may reduce fuel loads, thereby reducing fire hazards.** Removing dead trees, low branches and thinning stands of trees are common fire management strategies.

- c. **Removing invasive exotic tree species can help protect nearby natural areas and landscapes.** For instance, of the trees within the Tree Inventory areas that would be removed, 40 are Tree of Heaven, a plant that readily spreads by root suckers and seed. Although the numbers of invasive trees are relatively small, removing those trees would eliminate them as a source of propagules to invade other landscapes.
- d. **In stands of trees where trees are densely planted, removing some trees may allow better development of neighboring trees.** When trees are removed, openings are created through which remaining trees' access to sunlight may be increased. This can improve growth and health of remaining trees.

6.0. Potential Tree Mitigation Measures

There are a variety of ways impacts to trees could be partially or wholly mitigated.

1. **Minimize tree loss and severity of pruning by alternative pole design where feasible and consistent with railroad operational safety and maintenance requirements.**

Reducing the width of the Project Area in locations where trees would be removed or heavily pruned would minimize and possibly eliminate tree impacts.

7. **Replant trees where screening was lost and space is available.**

Many jurisdictions require tree replacement planting or funding for planting on other properties (see Attachments 1 and 2 for descriptions). Where local tree ordinances do not specify replacement requirements, a reasonable replacement ratio for protected trees outside of the ROW would be a 2:1 ratio using 15-gallon trees. Although local tree ordinances do not specify replacement requirements for non-protected trees, a reasonable replacement ratio would be a 1:1 ratio, using 15-gallon trees. Replacing trees inside the ROW at a ratio of 1:1 using 15-gallon trees is suggested.

However, planting in dense areas of trees can create problems rather than mitigate for the tree losses. Replacing lost screening with desirable species at adequate spacing is the best replacement strategy.

3. **Where there is no space for planting to new trees, contribute to planting programs that increase tree canopy in other locations.**

Collaborate with municipal parks departments and local not-for-profit tree organizations to identify locations where additional tree canopy is needed.

4. **Use best management practices when pruning and removing trees.**

Contractors that prune and remove trees should be qualified and use industry standards to perform the work (see *ANSI A300 Pruning Standard*, *ISA Best Management Practice, Pruning*). Appropriate nesting bird surveys should be performed prior to tree pruning and/or removal.

5. Plan to preserve existing trees outside the building envelope when designing new facilities.

Existing trees should be included in the design of facilities just like any other site feature. The first step in accomplishing this is to accurately plot trunk locations of all existing trees on all site development and construction plans. Include a consulting arborist on the design team to identify appropriate tree protection zones and provide advice about tree preservation techniques (see Matheny and Clark 1998 for further information).

6. Protect trees near new facility construction from injury.

Where new facilities will be constructed and work areas staged, it is important to protect nearby trees from inadvertent injury. This can be accomplished by installing temporary protection fencing around tree protection zone of all trees near construction or staging areas.

Prepared by:
HortScience, Inc.



Nelda Matheny, MS
President
Board Certified Master Arborist #WE-0195B
Registered Consulting Arborist #243



Ryan Gilpin, MS
Environmental Analyst
Certified Arborist #WE-10268A



Attachment 1

**Tree Protection Requirements
by Jurisdiction**

DRAFT Tree Inventory and Canopy Assessment
Peninsula Corridor Electrification Project
February 2014



Attachment 1: Tree Protection Requirements by Jurisdiction

| Jurisdiction | Definition of Protected Trees | Removal permit needed? | Pruning permit needed? | Replacement requirement | Recommended replacement for trees to be removed in PCEP (15-gal. unless stated otherwise) |
|---|---|--------------------------------------|--|---|---|
| San Francisco (Public Works Code: Article 16) | Significant tree = 12" DBH and larger; taller than 20' or a canopy wider than 15'. Heritage tree = designated by City. | Yes; issued by Director | Not stated | Not stated in code, but guidance states that replacement tree is required for each tree removed. | <u>Inside ROW:</u> 1:1 for all trees <u>Outside ROW:</u> 2:1 for protected tree 1:1 for non-protected tree |
| Brisbane (Municipal Code Chapter 12.12) | Protected = bay, coast live oak, buckeyes and all street trees 12" and larger at 24" height. | Yes if 10" and larger at 24" height. | Yes if pruning more than 50% of canopy of a tree 10" and larger at 24" height. | Not stated in code, but tree removal permit states replacement is usually one or more trees. | <u>Inside ROW:</u> 1:1 for all trees <u>Outside ROW:</u> 2:1 for protected tree 1:1 for non-protected tree |
| South SF (Municipal Code Chapter 12.30) | Protected = 15.3" DBH and larger at 54" height. | Yes for Protected tree | Not stated Yes for <u>protected trees</u> | Not stated <u>Three 24" box trees or two 36" box trees for each protected tree removed.</u> | <u>Inside ROW:</u> 1:1 for all trees <u>Outside ROW:</u> 2:1 for protected tree (36" box) 1:1 for non-protected tree |
| San Bruno (Municipal Code Chapter 8.25) | Heritage tree = any native tree 6" DBH and larger (Bay, buckeye, oak, redwood, Monterey pine). Other species 10" DBH and larger. | Yes | Yes, when removing more than 1/4 of crown or 1/4 of roots. | Two 24"-box trees or one 36"-box for each heritage tree removed. | <u>Inside ROW:</u> 1:1 for all trees <u>Outside ROW:</u> 1:1 (36" box) for heritage tree 1:1 (15-gal.) for non-protected tree |
| San Mateo Co. (Ordinance Code Division 8, Part 3, Section 12) | Significant tree = 12" DBH and larger. | Yes for Significant tree | Permit need for significant native species when a cut 19" and larger is needed | Determined by design committee. | <u>Inside ROW:</u> 1:1 for all trees <u>Outside ROW:</u> 2:1 for protected tree 1:1 for non-protected tree |

Attachment 1: Tree Protection Requirements by Jurisdiction

| Jurisdiction | Definition of Protected Trees | Removal permit needed? | Pruning permit needed? | Replacement requirement | Recommended replacement for trees to be removed in PCEP (15-gal. unless stated otherwise) |
|---|--|-------------------------------|---|---|--|
| Millbrae (Municipal Code Chapter 8.60) | Trees on private property not protected. City street trees of any size and species are protected. | No, street trees only | No, street trees only | No, street trees only | <u>Inside ROW:</u> 1:1 for all trees <u>Outside ROW:</u> 2:1 for protected tree 1:1 for non-protected tree |
| Burlingame (Municipal Code Chapter 11.06) | Protected = 15.3" DBH and larger | Yes | Yes when removing more than 1/3 of the crown. | Not stated | <u>Inside ROW:</u> 1:1 for all trees <u>Outside ROW:</u> 2:1 for protected tree 1:1 for non-protected tree |
| San Mateo (Municipal Code Chapter 13.52) | Heritage tree = any native species 10" or larger measured at 48" height or any other species 16" and larger at 48" height. | Yes for Heritage tree | Yes for Heritage | Heritage tree ordinance specifies one 24"-box size for heritage tree removal. There are other tree replacement requirements that apply only to planning applications. | <u>Inside ROW:</u> 1:1 for all trees <u>Outside ROW:</u> 1:1 (24"-box) for protected tree 1:1 (15-gal.) for non-protected tree |
| Belmont (Municipal Code Chapter 25) | Protected tree = any tree 10" DBH and larger. | Yes for Protected tree | Yes for excess pruning on Protected trees . | Determined by City, up to 3:1 of 15-gal. size or payment of an "in lieu" fee. | <u>Inside ROW:</u> 1:1 for all trees <u>Outside ROW:</u> 3:1 for protected tree 1:1 for non-protected tree |
| San Carlos (Municipal Code Chapter 18.18.070) | Protected tree = 11.5" or larger at 48" height (except Bailey's, green, and blackwood acacia; tree of heaven; fruit trees; Monterey pine; eucalyptus planted after 1925). Bay; buckeye; coast live, valley, blue and interior live oak; and madrone are protected at 9.5" (add together multi-trunk diameters) at 48" height. | Yes for Protected tree | Yes when removing more than ¼ of Protected tree's crown. | Minimum size 24"-inch box specimen tree of a species, size and location as determined by Community Development Director. | <u>Inside ROW:</u> 1:1 for all trees <u>Outside ROW:</u> 1:1 (24"-box) for protected tree 1:1 (15-gal.) for non-protected tree |

Attachment 1: Tree Protection Requirements by Jurisdiction

| Jurisdiction | Definition of Protected Trees | Removal permit needed? | Pruning permit needed? | Replacement requirement | Recommended replacement for trees to be removed in PCEP (15-gal. unless stated otherwise) |
|---|---|-------------------------------|---|---|--|
| Redwood City (Municipal Code Chapter 35) | Protected tree = 12" and larger at the largest point between 6" to 36" height. Heritage tree = designated by city | Yes | Yes, must meet industry standard | Not stated | <u>Inside ROW:</u> 1:1 for all trees <u>Outside ROW:</u> 2:1 for protected tree 1:1 for not protected tree |
| Atherton (Municipal Code Chapter 8.10) | Heritage = Live, blue, valley oaks 15.3 inches and greater at 48" above grade. | Yes | Yes for excessive pruning on Heritage tree. | Not stated in ordinance but Tree Removal Procedures indicate replacement with three 15-gal., or two 24"-box, or one 15-gal and one 36"-box may be required. | <u>Inside ROW:</u> 1:1 for all trees <u>Outside ROW:</u> 3:1 for protected tree 1:1 for non-protected tree |
| Menlo Park (Municipal Code Chapter 13.24) | Heritage tree = native <i>Quercus</i> sp. 10" DBH and larger or other species 15" DBH and larger. | Yes | Yes when removing more than 1/4 of crown. | 2:1 replacement for commercial projects from selected species list using min. 15-gal. | <u>Inside ROW:</u> 1:1 for all trees <u>Outside ROW:</u> 2:1 for protected tree 1:1 for non-protected tree |
| Palo Alto (Municipal Code Chapter 8.10) | Protected = <i>Quercus</i> 11.5" DBH and larger; Redwood 18" DBH and larger. Tree = 4" DBH and larger | Yes | No permit, but pruning more than 25% of crown is prohibited | On-site replacement based on tree canopy tree ratio. Ratios range from 2 to 6 box trees depending on canopy size using 24"- to 48"-box trees. Off-site replacement based on tree value. | <u>Inside ROW:</u> 1:1 for all trees <u>Outside ROW:</u> Protected tree based on canopy size: 4'-9': 2:1 (24"-box) 10'-27': 3:1 (24"-box) 28'-40': 4:1 (24"-box) 40'-56': 6:1 (24"-box) >56': 6:1 (24"-box (2), 36"-box (2) and 48"-box (2)) 1:1 for non-protected tree |

Attachment 1: Tree Protection Requirements by Jurisdiction

| Jurisdiction | Definition of Protected Trees | Removal permit needed? | Pruning permit needed? | Replacement requirement | Recommended replacement for trees to be removed in PCEP (15-gal. unless stated otherwise) |
|--|---|------------------------------------|-------------------------------|---|--|
| Mountain View (Municipal Code Chapter 32.25) | Heritage tree = any <i>Quercus</i> , sequoia or <i>Cedrus</i> 4" DBH and larger and any species 15" DBH and larger including multi-trunked trees w/ major branches below 54" with >15" trunk measured just below first major trunk fork. | Yes | Yes | General conditions for tree removal permits state that mitigation is to be determined by the city arborist and planning based on number, species, size and location. Minimum replacement noted as one 24"- box tree. <u>No specific reference to ratios found in City code.</u> | <u>Inside ROW:</u> 1:1 for all trees <u>Outside ROW:</u> 2:1 for protected tree (24" box) 1:1 for non-protected tree |
| Sunnyvale (Municipal Code Chapter 19.94) | Protected = 12" DBH and larger (for multi-stem, one trunk measuring 12" DBH or all diameters total 36" DBH and larger). Tree = 4" DBH and larger. | Yes for Protected tree | Yes | Replacement for Protected trees 1:1 (24"-box) | <u>Inside ROW:</u> 1:1 for all trees <u>Outside ROW:</u> 1:1 (24- box) for protected tree 1:1 (15-gal.) for non-protected tree |
| Santa Clara (General Land Use Policy 5.3.1) | Protected = any designated city tree; any heritage tree; trees 12" @ 24". Tree = single or multi-trunk 4" @ 54" | Yes for Protected tree | Yes only for street trees. | Mitigation determined by City Arborist | <u>Inside ROW:</u> 1:1 for all trees <u>Outside ROW:</u> 2:1 for protected tree 1:1 for non-protected tree |
| San Jose (Municipal Code Chapter 13.32) | Tree = any plant exceeding 6" diameter at 24" height Multi-trunk = sum of all stems (used for mitigation purposes) Ordinance size = 18" diameter or larger at 24" height Heritage tree – designated by city council | Yes for Ordinance Size tree | Yes for Ordinance Size | Final mitigation determined by the city arborist and planning, but usually based on size & species. | <u>Inside ROW:</u> 1:1 for all trees <u>Outside ROW:</u> 2:1 for protected tree 1:1 for non-protected tree |

Attachment 1: Tree Protection Requirements by Jurisdiction

| Jurisdiction | Definition of Protected Trees | Removal permit needed? | Pruning permit needed? | Replacement requirement | Recommended replacement for trees to be removed in PCEP (15-gal. unless stated otherwise) |
|--|--|--------------------------------------|-------------------------------|--|---|
| <p>Santa Clara Co. (Ordinance Code Section C16)</p> | <p>Protected tree 12” DBH and larger including multi-stemmed trees with diameters totaling 24” and larger</p> | <p>Yes for Protected tree</p> | <p>Not stated</p> | <p>Replace with like and kind removed determined by planning department. General guidance in the Tree Preservation Brochure recommends ratios depending on tree size of three to five 15-gal trees or two to four 24”-box trees.</p> | <p><u>Inside ROW:</u> 1:1 for all trees <u>Outside ROW:</u> Replacement based on tree size (DBH): <12” DBH: 1:1 12”-18”: 3:1 18”-24”: 4:1 >24”: 5:1</p> |



Attachment 2

**Results of Tree Inventory and Canopy
Assessment by Jurisdiction**

DRAFT Tree Inventory and Canopy Assessment
Peninsula Corridor Electrification Project
February 2014



DRAFT
Tree Inventory and Canopy Assessment, PCEP
Attachment 2

Table of Contents

| | Page |
|----------------------------|-------------|
| San Francisco | A2-1 |
| Brisbane | A2-6 |
| South San Francisco | A2-10 |
| San Bruno | A2-14 |
| Unincorporated San Mateo | A2-18 |
| Millbrae | A2-26 |
| Burlingame | A2-30 |
| San Mateo | A2-37 |
| Belmont | A2-41 |
| San Carlos | A2-45 |
| Redwood City | A2-49 |
| Atherton | A2-53 |
| Menlo Park | A2-58 |
| Palo Alto | A3-63 |
| Mountain View | A2-71 |
| Sunnyvale | A2-76 |
| Santa Clara | A2-84 |
| San Jose | A2-88 |
| Unincorporated Santa Clara | A3-92 |

DRAFT Tree Inventory and Canopy Assessment, PCEP

Attachment 2: San Francisco

Summary

San Francisco was one of the least densely tree populated sections of track and one of the longest track miles. Based on the Tree Assessment (TA), we estimated 60 trees in the Project Area, 51 of which would be removed (Table SF-1). The majority of these trees were London plane and Monterey cypress.

Table SF-1 – Summary of San Francisco Tree Estimates

| | TA (MP 0-5.2) |
|-------------------------------------|--------------------------|
| Canopy in Project Area (acres) | 0.23 |
| Estimated Number of Trees to Remove | 51 |
| Estimated Number of Trees to Prune | 9 |
| Estimated Total Trees | 60 |

Tree Ordinance

The City of San Francisco protects all trees within 10 feet of a public ROW, and trees that are greater than 12 inches DBH, 20 feet tall, or canopy 15 feet (Municipal Code Chapter 800). A permit from the Department of Public Works is required to remove protected trees.

Description of Trees

The most common species present in San Francisco's Project Area were semi-mature London plane and Monterey cypress (Table SF-2). The Monterey cypress tended to be young; the eucalyptus (third most common tree), generally mature. Many acacia saplings were located near mile post 4.2. While these saplings were not large enough to be included in this assessment, they will grow rapidly into large trees.

Table SF-2 – Tree Taxa Encountered in San Francisco Tree Assessment (mile post 0 to 5.2)

| Common Name | Scientific Name | Estimated Percentage of Population |
|--------------------|----------------------------------|---|
| Acacia | <i>Acacia sp.</i> | 2% |
| Calif. Buckeye | <i>Aesculus californica</i> | 2% |
| Eucalyptus | <i>Eucalyptus sp.</i> | 14% |
| Fig | <i>Ficus sp.</i> | 3% |
| Monterey Cypress | <i>Hesperocyparis macrocarpa</i> | 26% |
| Myoporum | <i>Myoporum sp.</i> | 2% |
| London plane | <i>Platanus x hispanica</i> | 43% |

Tree Replacement Requirements

San Francisco’s Municipal Code does not specify tree replacement requirements.

Exhibit SF-1: Map of Jurisdiction of San Francisco




Exhibit SF-2: Detail View of San Francisco



Legend


- Trees
- Mile Post
- Canopy Intrusion
- Non-Intruding Canopy
- Project Area



Project Area

Two cypress trees bordered the Project Area near mile post 5.0 in San Francisco. The trunks of both trees were outside of the Project Area. One cypress would require pruning to remove canopy intruding into the Project Area.

Exhibit SF-3: Detail View of San Francisco Station



Legend

- Trees
- Mile Post
- Canopy Intrusion
- Non-Intruding Canopy
- Project Area



Project Area

Twenty-four (24) London planes bordered the southern edge of the San Francisco Caltrain station. The trunks were an average of 18 feet from the tracks and were within the Project Area. All the trees would be removed with a worst-case OCS side pole assumption. However, with alternative pole placement that do not require outer side pole arrangement then these trees may not be affected.

The City of San Francisco protects trees taller than 20 feet; some but not all of these trees meet that definition. Many of the trees were in poor health and had poor structure.

DRAFT Tree Inventory and Canopy Assessment, PCEP

Attachment 2: Brisbane

Summary

Brisbane was sparsely populated with trees; most were located in the southern half of the jurisdiction. Based on the Tree Assessment (TA), we estimated about 36 trees would be affected by the project (Table Br-1). Fourteen (14) trees would be removed. Nine types of trees were present including: eucalyptus, alder, Brisbane box, willow, acacia, and pine.

Table Br-1 – Summary of Brisbane Tree Estimates

| | TA (MP 5.2-7.9) |
|-------------------------------------|----------------------------|
| Canopy in Project Area (acres) | 0.18 |
| Estimated Number of Trees to Remove | 14 |
| Estimated Number of Trees to Prune | 22 |
| Estimated Total Trees | 36 |

Tree Ordinance

The city of Brisbane protects California bays, coast live oaks, California buckeyes and street trees 10" and greater 24" above natural grade (Municipal Code Chapter 12.12). For mitigation purposes, all trees planted by the city, or declared so by the city, are also protected. All trees 10" or greater in trunk diameter at 24" height require a permit for removal regardless of whether they are protected or not. Pruning more than 50% of the canopy of a tree greater than 10" in diameter at 24" height also requires a permit.

Description of Trees

Brisbane was populated primarily with alder, acacia, Brisbane box, eucalyptus, and pine (Table Br-2). The trees in the jurisdiction tended to be semi-mature with more mature trees than young. The alder, willow, and Brisbane box were all in one small patch around mile post 6.8.

Table Br-2 – Tree Taxa Encountered in Brisbane Tree Assessment (mile post 5.2 to 7.9)

| Common Name | Scientific Name | Estimated Percentage of Population |
|--------------------|------------------------------|---|
| Acacia | <i>Acacia sp.</i> | 12% |
| Alder | <i>Alnus sp.</i> | 18% |
| Eucalyptus | <i>Eucalyptus sp.</i> | 22% |
| Brisbane box | <i>Lophostemon confertus</i> | 16% |
| Mayten | <i>Maytenus boaria</i> | 4% |
| Pine | <i>Pinus sp.</i> | 10% |
| Pittosporum | <i>Pittosporum sp.</i> | 2% |
| Willow | <i>Salix sp.</i> | 14% |
| Pepper | <i>Schinus sp.</i> | 2% |


Tree Replacement Requirements

Brisbane's Municipal Code does not specify tree replacement requirements.

Exhibit Br-1: Map of Jurisdiction of Brisbane



Exhibit Br-2: Detail View of Brisbane



Legend

- Trees
- Mile Post
- Canopy Intrusion
- Non-Intruding Canopy
- Project Area



Project Area

The vegetation through Brisbane was dominated by low-growing shrubs outside of the Project Area. This photo is typical of the Brisbane jurisdiction near mile post 7.5. No trees were present in or adjacent to the Project Area.

DRAFT Tree Inventory and Canopy Assessment, PCEP

Attachment 2: South San Francisco

Summary

South San Francisco had areas of both sparse and dense tree cover and canopy within the Project Area. Our model predicted 228 trees with canopy intruding into the Project Area (Table SS-1). During the Limited Tree Assessment (LTA) we found that substantial portions of the canopy was toyon and bottlebrush which are not classified as trees by the City of South San Francisco. Those canopies were removed from the canopy analysis. *Eucalyptus* and pine made up the majority of tree species in the jurisdiction.

Table SS-1 – Summary of South San Francisco Tree Estimates

| | LTA (MP 7.9-10.4) |
|-------------------------------------|------------------------------|
| Canopy in Project Area (acres) | 0.96 |
| Estimated Number of Trees to Remove | 77 |
| Estimated Number of Trees to Prune | 151 |
| Estimated Total Trees | 228 |

Tree Ordinance

The City of South San Francisco protects any tree 15” or greater DBH or those designated by the Director or Parks, Recreation, and Maintenance Services (Municipal Code Chapter 13.30). Pruning more than 33% of the canopy of any protected tree requires a permit.

Description of Trees

The northern section of South San Francisco was dominated by toyon, acacia, and eucalyptus (Table SS-2). A line of bottlebrush bordered the west side of the tracks from mile post 8.7 to 9.0 and a line of 50 young pine trees were from 9.0 to 9.2. From 9.7 to 10.0 a line of mature eucalyptus bordered the tracks. The trees in South San Francisco tended to require removal and varied from young to fully mature.

Table SS-2 - South San Francisco LTA (mile post 7.9-10.4)

| Common Name | Scientific Name | Estimated Percentage of Population |
|--------------------|------------------------------|---|
| Acacia | <i>Acacia sp.</i> | 6% |
| Eucalyptus | <i>Eucalyptus sp.</i> | 49% |
| Brisbane box | <i>Lophostemon confertus</i> | 1% |
| Bottlebrush | <i>Melaleuca citrina</i> | 1% |
| Myoporum | <i>Myoporum sp.</i> | 2% |
| Pine | <i>Pinus sp.</i> | 27% |
| Pittosporum | <i>Pittosporum sp.</i> | 4% |
| London plane | <i>Platanus x hispanica</i> | 1% |
| Lombardy poplar | <i>Populus nigra</i> | 9% |

Tree Replacement Requirements

South San Francisco's Municipal Code does not specify tree replacement requirements.

Exhibit SS-1: Map of Jurisdiction of South San Francisco

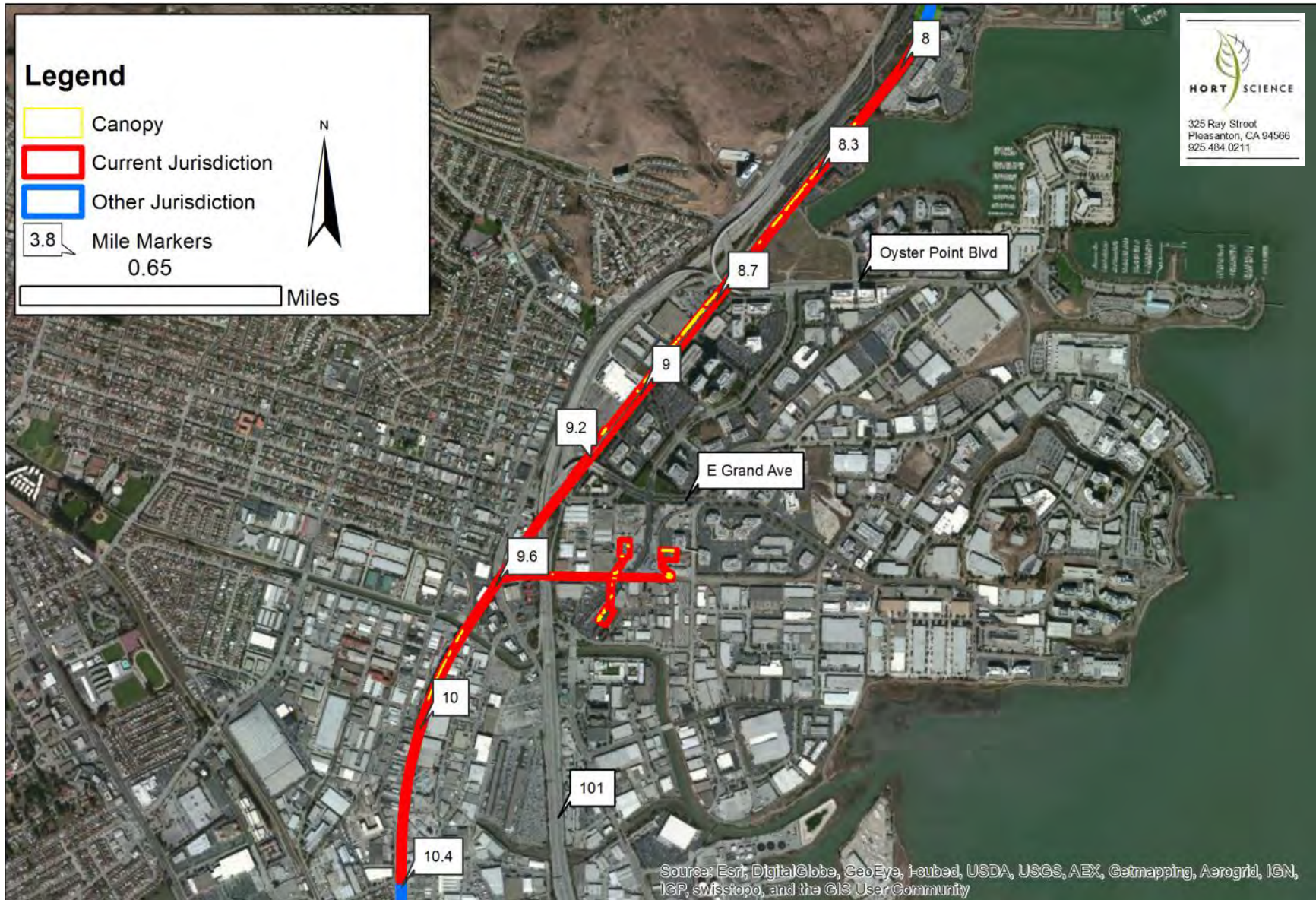


Exhibit SS-2: Detail View of South San Francisco



Legend

- Trees
- Mile Post
- Canopy Intrusion
- Non-Intruding Canopy
- Project Area

This stand of eucalyptus was growing just outside of the Project Area near mile post 9.9 in South San Francisco. These trees had canopy intruding into the Project Area; they expected to tolerate the required pruning. Notice the tracks approximately 10 feet away from these eucalyptus are not in use and not part of the planned electrification.



Project Area

DRAFT Tree Inventory and Canopy Assessment, PCEP

Attachment 2: San Bruno

Summary

Tree canopy within San Bruno's jurisdiction was very sparse with some minor canopy intrusion in the north and one section of denser canopy in the south. The Limited Tree Assessment (LTA) model predicted 31 trees with canopy intrusion into the Project Area (Table SB-1). Twenty-one (21) trees would likely need pruning to provide clearance. The canopy in San Bruno was dominated by eucalyptus, pine, and oak.

Table SB-1 – Summary of San Bruno Tree Estimates

| | LTA (MP 10.4-11.9) |
|-------------------------------------|-------------------------------|
| Canopy in Project Area (acres) | 0.13 |
| Estimated Number of Trees to Remove | 10 |
| Estimated Number of Trees to Prune | 21 |
| Estimated Total Trees | 31 |

Tree Ordinance

The City of San Bruno protects any native bay, buckeye, oak, redwood, or pine tree 6" or greater DBH and any other tree 10" or more DBH (Municipal Code Chapter 8.25). Pruning of any protected tree requires a permit.

Description of Trees

The northern section of San Bruno contained almost no trees with intruding canopy, and those with intruding canopy would not require pruning but not removal. In the southern section, coast live oaks, Canary Island date palms, Monterey pines, and eucalyptus were common (Table SB-2).

Table SB-2 – Tree Taxa Encountered in San Bruno LTA (mile post 10.4-11.9)

| Common Name | Scientific Name | Estimated Percentage of Population |
|-------------------------|----------------------------|---|
| Acacia | <i>Acacia sp.</i> | 7% |
| Eucalyptus | <i>Eucalyptus sp.</i> | 33% |
| Canary Island Date Palm | <i>Phoenix canariensis</i> | 7% |
| Oak | <i>Quercus sp.</i> | 20% |
| Pine | <i>Pinus sp.</i> | 33% |

Tree Replacement

The City of San Bruno requires trees to be planted for each Heritage tree removed:
1:1 if replacing with 36"-box size trees; 2:1 if replacing with 24"-box size trees.

Exhibit SB-1: Map of Jurisdiction of San Bruno



Exhibit SB-2: Detail View of San Bruno



Legend

- Trees
- Mile Post
- Canopy Intrusion
- Non-Intruding Canopy
- Project Area



Project Area

This stand of eucalyptus in San Bruno was growing outside of the Project Area and had no canopy intruding into the Project Area. These trees are an example of trees near but outside the Project Area that were not included in our assessment.

DRAFT Tree Inventory and Canopy Assessment, PCEP

Attachment 2: Unincorporated 1 and 2, San Mateo County

Summary

Based on a Limited Tree Assessment (LTA) canopy analysis of the 1.7 miles of track in unincorporated San Mateo County and a Tree Inventory (TI) of 101 trees covering 0.3 miles of track, we estimated 341 trees will be impacted within San Mateo County's jurisdiction (Table Un-1). No trees within the Tree Inventory assessment area were heritage, but 46 trees were significant and 16 would be removed.

Table Un-1 – Summary of Unincorporated San Mateo County Tree Estimates

| | LTA (MP 11.9-12.5) | LTA (MP 26.4-27.2) | TI (MP 27.2-27.5) | Total |
|---|-----------------------|-----------------------|----------------------|-------|
| Canopy in Project Area (acres) | 0.61 | 0.39 | 0.3 | 1.3 |
| Estimated Number of Trees to Remove | 49 | 31 | 19 | 99 |
| Estimated Number of Trees to Prune | 98 | 62 | 82 | 242 |
| Estimated Total Trees | 147 | 93 | 101 | 341 |
| Estimated Number of Protected Trees | N/A | N/A | 76 | N/A |
| Estimated Number of Trees on Private Property | N/A | N/A | 0 | N/A |
| Estimated Number of trees on Public Property | N/A | N/A | 101 | N/A |
| Estimated Number of Trees on ROW | N/A | N/A | 40 | N/A |

Tree Ordinance

San Mateo County has two categories of protected trees: Heritage trees are defined based on trunk diameter which changes by each species. Significant trees are defined as any tree with a stem of 12 inches DBH or greater. Permits are required for removal of either type of protected tree.

Description of Trees

There were two sections of Unincorporated San Mateo County jurisdiction within the project area: U1 was from approximately mile post 11.9 to 12.6 along the San Francisco International Airport, and U2 was from approximately mile post 26.4 to 27.5 between Redwood City and Atherton. U1 was assessed entirely by LTA, but in U2, just to the north of Atherton, we conducted a Tree Inventory for .3 miles. Near the airport, only the west side of the tracks had canopy intrusion; it appeared to be primarily large blue gum eucalyptus. In the southern section, tree density was similar to Atherton and some of the densest trees along the entire PCEP. Over 60% of the trees were acacia and eucalyptus species (Table Un-2).

**Table Un-2 – Tree Taxa Encountered in Unincorporated San Mateo LTA
(mile post 11.9 to 12.6)**

| Common Name | Scientific Name | Estimated Percentage of Population |
|------------------|-----------------------------|------------------------------------|
| Acacia | <i>Acacia sp.</i> | 24% |
| Maple | <i>Acer sp.</i> | 1% |
| Citrus | <i>Citrus sp.</i> | 1% |
| Eucalyptus | <i>Eucalyptus sp.</i> | 38% |
| Fig | <i>Ficus sp.</i> | 1% |
| Ash | <i>Fraxinus sp.</i> | 1% |
| Black walnut | <i>Juglans nigra</i> | 1% |
| Glossy privet | <i>Ligustrum lucidum</i> | 1% |
| Pine | <i>Pinus sp.</i> | 9% |
| Purple leaf plum | <i>Prunus cerasifera</i> | 2% |
| Oak | <i>Quercus sp.</i> | 11% |
| Coast redwood | <i>Sequoia sempervirens</i> | 10% |

Tree Inventory

One hundred and seven (101) trees had canopy within the Project Area from 5th Ave. to the Atherton jurisdiction (Table U2). This area was dominated by blackwood acacia (44), coast live oak (28), and valley oak (12). No trees within the Tree Inventory area were heritage, but 46 trees were significant. Most of the trees were located in the ROW (75 trees), 17 on private property, and 9 on public property. Sixteen (16) trees would be removed; 85 pruned (Table Un-3). Inventory data for each tree are provided in Attachment 3.

Tree Replacement

Tree replacement requirements are determined by the city's Design Committee. There is not standard replacement requirement in the ordinance.

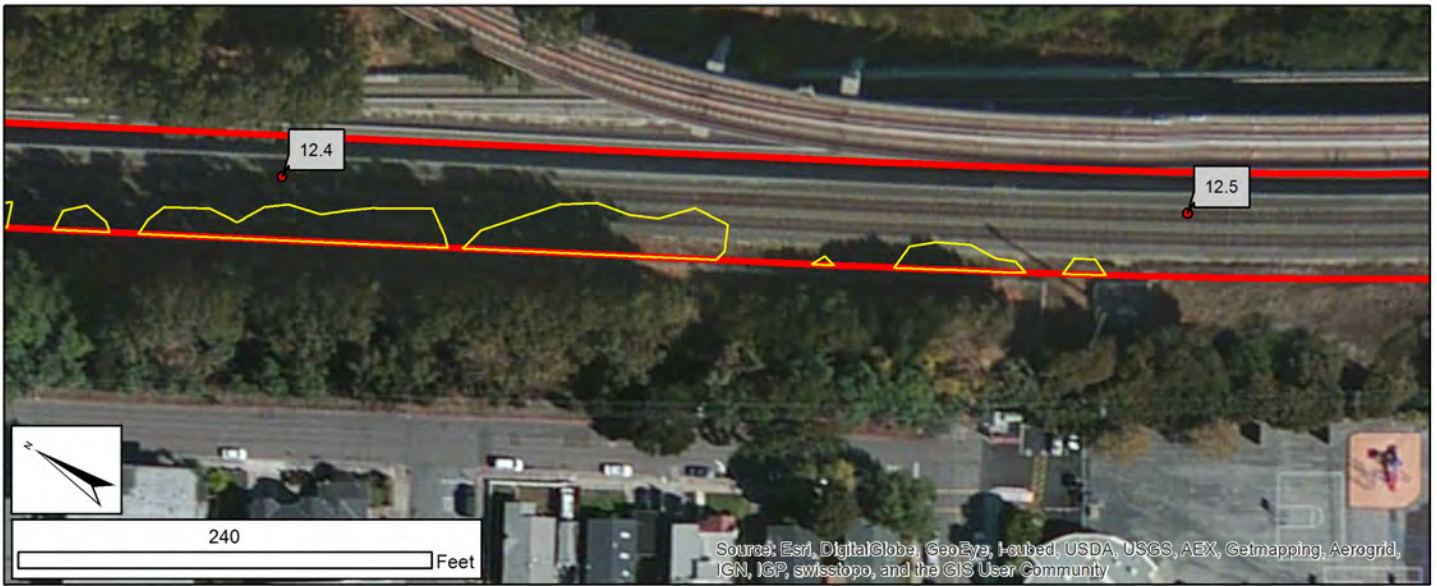
Table Un-3: Removal or pruning required and condition of trees in Unincorporated San Mateo County, mile post 27.2 to 27.5 between Redwood City and Atherton.

| Common Name | Scientific Name | Prune | | | Remove | | | Total | Percent |
|--------------------|---------------------------------|-----------|-----------|-----------|----------|-----------|-----------|------------|---------|
| | | Poor | Fair/Good | Total | Poor | Fair/Good | Total | | |
| Bailey acacia | <i>Acacia baileyana</i> | - | 5 | 5 | - | - | 0 | 5 | 5.0% |
| Blackwood acacia | <i>Acacia melanoxylon</i> | 28 | 7 | 35 | 8 | 1 | 9 | 44 | 43.6% |
| Blue gum | <i>Eucalyptus globulus</i> | - | 1 | 1 | - | - | 0 | 1 | 1.0% |
| Coast live oak | <i>Quercus agrifolia</i> | 6 | 17 | 23 | 1 | 4 | 5 | 28 | 27.7% |
| Coast redwood | <i>Sequoia sempervirens</i> | - | 5 | 5 | - | - | 0 | 5 | 5.0% |
| Glossy privet | <i>Ligustrum lucidum</i> | - | 2 | 2 | - | - | 0 | 2 | 2.0% |
| Monterey pine | <i>Pinus radiata</i> | - | 1 | 1 | - | - | 0 | 1 | 1.0% |
| Mulberry | <i>Morus alba</i> | - | 1 | 1 | - | - | 0 | 1 | 1.0% |
| Plum | <i>Prunus domestica</i> | 1 | - | 1 | - | - | 0 | 1 | 1.0% |
| River red gum | <i>Eucalyptus camaldulensis</i> | - | - | 0 | - | 1 | 1 | 1 | 1.0% |
| Valley oak | <i>Quercus lobata</i> | - | 11 | 11 | - | 1 | 1 | 12 | 11.9% |
| Grand Total | | 35 | 50 | 85 | 9 | 7 | 16 | 101 | |
| | | 34.7% | 49.5% | 84.2% | 8.9% | 6.9% | 15.8% | | |

Exhibit U1-1: Map of Jurisdiction of Unincorporated San Mateo County



Exhibit U1-2: Detail View of Unincorporated San Mateo County



Legend

- Trees
- Mile Post
- Canopy Intrusion
- Non-Intruding Canopy
- Project Area

There were many large eucalyptus trees in Unincorporated San Mateo County near the San Francisco International Airport. In general, these trees would only require pruning; a few trees would be removed. The photo to the right shows one large eucalyptus tree intruding into the Project Area would require less than 25% of its canopy to be pruned.



Project Area

Exhibit U2-1: Map of Jurisdiction of Unincorporated San Mateo County



Exhibit U2-2: Detail View of U2-35-E



| Legend | |
|---------------|----------------------|
| ● | Trees |
| ● | Mile Post |
| □ | Canopy Intrusion |
| □ | Non-Intruding Canopy |
| □ | Project Area |

| | |
|-----------------------------|------------------|
| Tree ID Number | U2-35-E |
| Trunk Diameter | 24-30" |
| Multi-Stem? | No |
| Species | Blackwood acacia |
| Protected by Jurisdiction? | Yes |
| Trunk in Project Area | No |
| Trunk distance to track | N/A |
| Distance of canopy to track | 14-18' |
| Remove tree? | No |
| Location | Public |



Tree U2-35-E was a large blackwood acacia in a park to the east of the railroad tracks (far left). Canopy extended into the Project Area, and require a moderate amount of pruning.

Many small blackwood acacias (seedlings, saplings, and young trees 6-11" diameter) were growing along the fence inside of the ROW and just outside of the Project Area. We estimate that 25% of these trees would require removal due to heavy pruning to provide required clearance.

DRAFT Tree Inventory and Canopy Assessment, PCEP

Attachment 2: Millbrae

Summary

Millbrae's jurisdiction was sparsely populated with one dense area of trees around between mile post 12.9 and 13.0. Our Limited Tree Assessment (LTA) model estimated that 69 trees would be impacted in Millbrae's jurisdiction, including 23 removals (Table M-1). The majority of tree types were eucalyptus, African sumac, acacias and palms.

Table M-1 – Summary of Millbrae Tree Estimates

| | LTA (MP 12.5-13.8) |
|-------------------------------------|-------------------------------|
| Canopy in Project Area (acres) | 0.29 |
| Estimated Number of Trees to Remove | 23 |
| Estimated Number of Trees to Prune | 46 |
| Estimated Total Trees | 69 |

Tree Ordinance

The City of Millbrae protects only street trees from removal and pruning (Municipal Code Chapter 8.60).

Description of Trees

Millbrae's jurisdiction was sparsely populated with one dense area of trees around between mile post 12.9 and 13.0. Most trees in Millbrae's jurisdiction were young with the exception of a patch of mature eucalyptus. The majority of trees were eucalyptus, African sumac, acacias and palms (Table M-2). Because Millbrae protects only street trees, it is unlikely that any or many protected trees will be impacted by this project.

Table M-2 – Tree Taxa Encountered in Millbrae LTA (mile post 12.5-13.8)

| Common Name | Scientific Name | Estimated Percentage of Population |
|--------------------|--|---|
| Acacia | <i>Acacia sp.</i> | 17% |
| Carrotwood | <i>Cupaniopsis anacardioides</i> | 4% |
| Eucalyptus | <i>Eucalyptus sp.</i> | 22% |
| Brisbane box | <i>Lophostemon confertus</i> | 6% |
| Melaleuca | <i>Melaleuca sp.</i> | 4% |
| Palm | <i>Phoenix sp. or Washingtonia sp.</i> | 15% |
| Pine | <i>Pinus sp.</i> | 4% |
| Pittosporum | <i>Pittosporum sp.</i> | 2% |
| Oak | <i>Quercus sp.</i> | 6% |
| African sumac | <i>Rhus lancea</i> | 17% |
| Zelkova | <i>Zelkova sp.</i> | 6% |

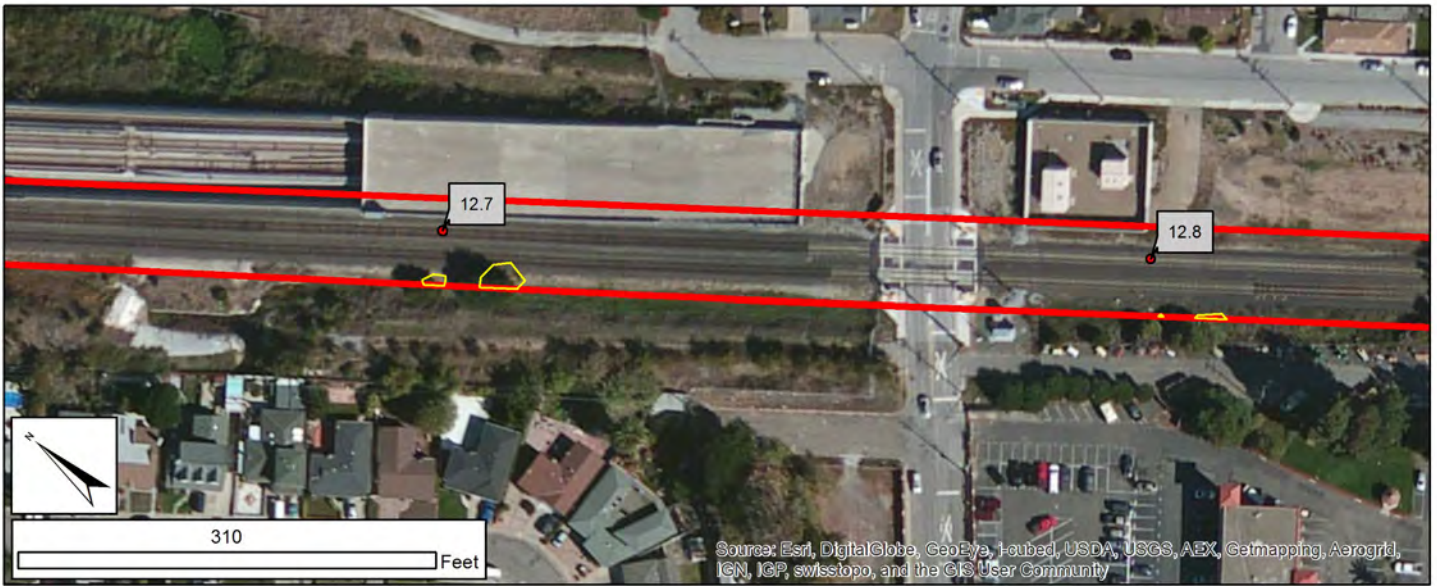
Replacement

Millbrae's Municipal Code requires replacement only if removals are street trees. Few to no street trees will be impacted, therefore, no replacement requirements are anticipated.

Exhibit M-1: Map of Jurisdiction of Millbrae



Exhibit Mi-2: Detail View of Millbrae



Legend

- Trees
- Mile Post
- Canopy Intrusion
- Non-Intruding Canopy
- Project Area



Project Area

This photo shows a relatively sparsely vegetated section of the tracks in Millbrae. In this photo, one oak tree had its trunk within the Project Area. The palm seeding in front of the oak was too small to be included in this assessment.

DRAFT Tree Inventory and Canopy Assessment, PCEP

Attachment 2: Burlingame

Summary

Based on Limited Tree Assessment (LTA) of the entire 2.9 miles of track in Burlingame and a Tree Inventory (TI) of 141 trees covering 1.1 miles of track, we estimated 239 trees would be impacted within Burlingame’s jurisdiction (Table Bu-1). The majority of trees in the Tree Inventory required pruning and would not be removed (65%); 16 protected trees would be removed.

Table Bu-1 – Summary of Burlingame Tree Estimates

| | LTA (MP 13.8-15.2) | TI (MP 15.2-16.3) | LTA (MP 16.3-16.7) | Total |
|---|-----------------------|----------------------|-----------------------|-------|
| Canopy in Project Area (acres) | 0.41 | 2.11 | 0 | 2.52 |
| Estimated Number of Trees to Remove | 33 | 52 | 0 | 85 |
| Estimated Number of Trees to Prune | 65 | 89 | 0 | 154 |
| Estimated Total Trees | 98 | 141 | 0 | 239 |
| Estimated Number of Protected Trees | N/A | 76 | N/A | N/A |
| Estimated Number of Trees on Private Property | N/A | 0 | N/A | N/A |
| Estimated Number of trees on Public Property | N/A | 101 | N/A | N/A |
| Estimated Number of Trees on ROW | N/A | 40 | N/A | N/A |

Tree Ordinance

The City of Burlingame protects all trees that are 15.3 inches DBH and those designated by the city council (Municipal Code Chapter 11.06). Pruning more than one-third of the canopy of a protected tree requires a permit.

Description of Trees

Burlingame's stretch of track was dominated by tall, large blue gum eucalyptus. There were two separate stretches of track lined with large eucalyptus: one from mile post from 14.4 to 15.0 and another from 15.6 to 16.3. These areas were dense with large, mature blue gums canopy generally located just outside of the Project Area. In the first area, the trunks were approximately 40 feet away from the tracks with canopies rarely encroaching into the Project Area. In the second area, trunks were approximately 30 feet away from the tracks. Many young ornamental trees were not included in the tree assessments because they were smaller than 6" DBH

In the Limited Tree Assessment areas acacia and eucalyptus were the dominant species (Table Bu-2).

**Table Bu-2 – Tree Taxa Encountered in Burlingame LTA
(mile post 13.8 to 15.2 and 16.3 to 16.7)**

| Common Name | Scientific Name | Estimated Percentage of Population |
|--------------------|-----------------------------|------------------------------------|
| Acacia | <i>Acacia sp.</i> | 55% |
| Maple | <i>Acer sp.</i> | 1% |
| Eucalyptus | <i>Eucalyptus sp.</i> | 22% |
| Canary Island palm | <i>Phoenix canariensis</i> | 1% |
| Canary island pine | <i>Pinus canariensis</i> | 2% |
| Pear | <i>Pyrus sp.</i> | 4% |
| Oak | <i>Quercus sp.</i> | 8% |
| African sumac | <i>Rhus lancea</i> | 4% |
| Coast redwood | <i>Sequoia sempervirens</i> | 3% |

Tree Inventory

One hundred forty-one (141) trees had canopy within the Project Area between Broadway to North Ln (mile post 15.2 to 16.3, 1.1 miles). Inventory data for each tree are provided in Attachment 3. The west side of the tracks was more densely populated and closer to the tracks than the east side. The majority of trees were large, mature blue gum eucalyptus in fair to poor health; they would not require removal (Table Bu-3). Of the 141 trees within the Tree Inventory, 16 protected trees would be removed. Bailey acacias and coast live oaks lined the west side of the tracks from the end of the Broadway Caltrain Station to the line of blue gums. The east side of the tracks was dominated by blackwood acacia and coast redwood. The majority of the trees on the east side would be impacted by electrification of the set-out track. If this line is not electrified, few trees will be impacted on the east side of the track. The evergreen pears were ornamental trees along the Broadway Caltrain station.

Historic Jules Francard Grove of blue gum eucalyptus bordered the tracks from mile post 15.4 to 16.3. Most of these trees were outside of the Project Area, but 31 trees would be impacted (Exhibit B-2). Over half of these trees (17) were in poor condition. Tree B-40-E will require

removal if the third rail requires electrification; if the plan changes and the third rail does not need to be electrified no trees may require removal. Two trees (B-5-E and B-158-W) require enough pruning that they would require removal. We do not have conclusive data at this point to make this decision. Twenty-eight (28) trees would require pruning but would not require removal. The remaining (and majority) of trees in the Jules Francard Grove in Burlingame would not be affected by the PCEP.

Of the 151 trees inventoried, 76 were protected. There were 101 trees on public lands, 40 within the ROW, and none on private property.

Tree Replacement

Burlingame's Municipal Code does not specify tree replacement requirements.

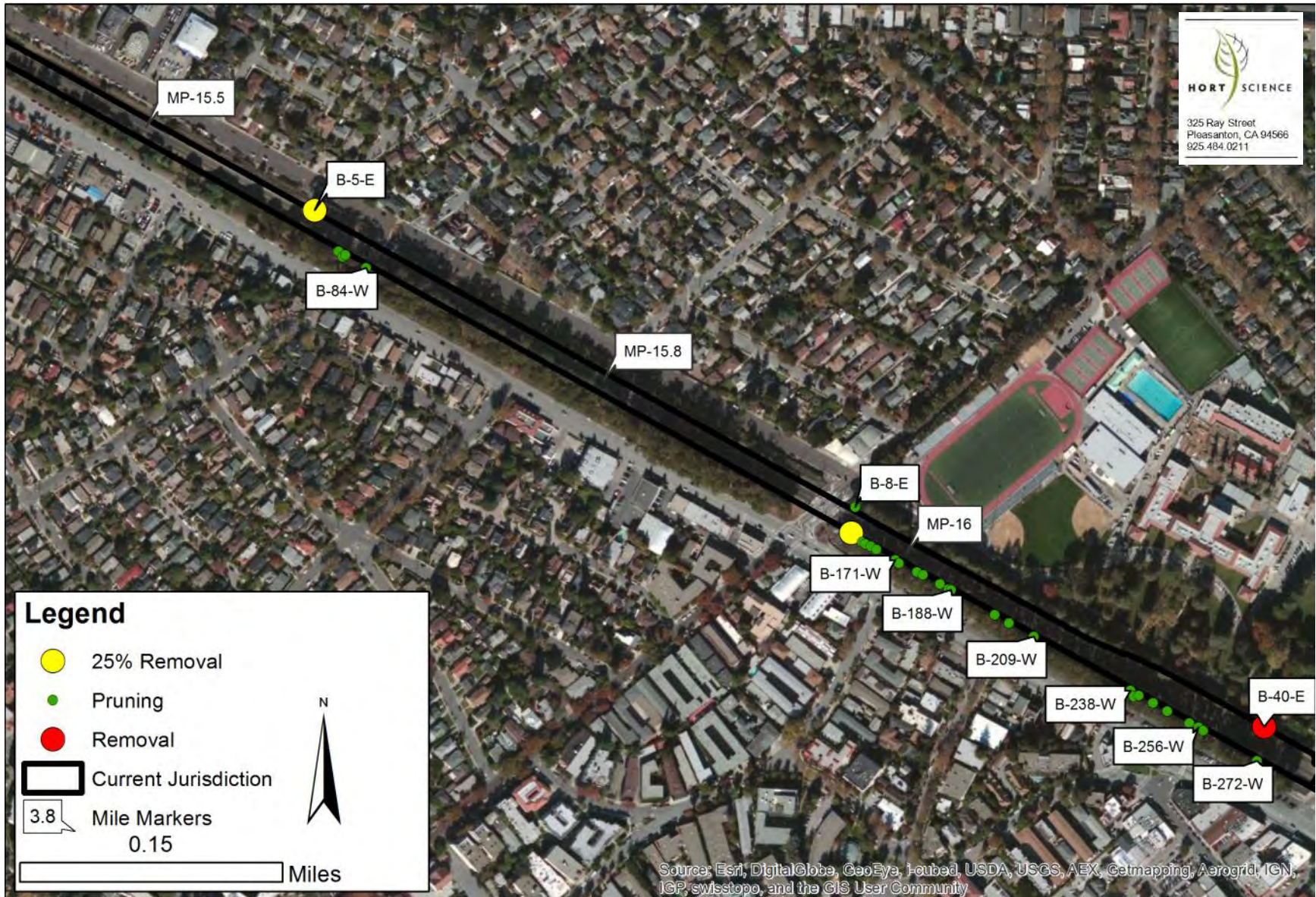
Table Bu-3: Removal or pruning required and condition of trees in Burlingame’s Tree Inventory (mile post 15.2 to 16.3).

| Common Name | Scientific Name | Pruning Required | | | Remove | | | Total |
|-------------------|--------------------------------|------------------|-----------|-----------|-----------|-----------|-----------|------------|
| | | Poor | Fair/Good | Total | Poor | Fair/Good | Total | |
| Bailey acacia | <i>Acacia baileyana</i> | 6 | 12 | 18 | 4 | 7 | 11 | 29 |
| Blackwood acacia | <i>Acacia melanoxylon</i> | 4 | 3 | 7 | 4 | 7 | 11 | 18 |
| Blue gum | <i>Eucalyptus globulus</i> | 16 | 14 | 30 | 1 | - | 1 | 31 |
| Silver dollar gum | <i>Eucalyptus polyanthemos</i> | - | 1 | 1 | - | - | - | 1 |
| Juniper | <i>Juniperus sp.</i> | 1 | - | 1 | - | - | - | 1 |
| Tarata | <i>Pittosporum eugenioides</i> | - | 1 | 1 | - | - | - | 1 |
| Evergreen pear | <i>Pyrus kawakamii</i> | - | - | - | 4 | 8 | 12 | 12 |
| Coast live oak | <i>Quercus agrifolia</i> | 1 | 2- | 21 | - | 12 | 12 | 33 |
| Coast redwood | <i>Sequoia sempervirens</i> | 1 | 11 | 12 | - | 3 | 3 | 15 |
| Total | | 29 | 62 | 91 | 13 | 37 | 50 | 141 |
| Percentage | | 20.6% | 44.0% | 64.5% | 9.2% | 26.2% | 35.5% | |

Exhibit B-1: Map of Jurisdiction of Burlingame



Exhibit B-2: Map of Jules Francard Grove



DRAFT Tree Inventory and Canopy Assessment, PCEP
HortScience Inc. February 2014

Exhibit B-3: Detail View Mile Post 14.5



Legend

- Trees
- Mile Post
- Canopy Intrusion
- Non-Intruding Canopy
- Project Area



The northern section of track through Burlingame was lined with mature eucalyptus. The trunks were approximately 40 feet from the tracks and were outside of the Project Area. No tree removal or pruning is anticipated.

**DRAFT Tree Inventory and Canopy Assessment, PCEP
Attachment 2: San Mateo**

Summary

Our Limited Tree Assessment (LTA) model predicted 420 trees would be impacted and 141 trees would require removal (Table SM-1). Because of planned bridge construction from Bellevue Ave. to Monte Diablo Ave. many of these trees would be removed prior to the PCEP (those trees are included in our estimate of 141 trees that would be removed). The majority of trees were oaks and eucalyptus.

Table SM-1 – Summary of San Mateo Tree Estimates

| | LTA (MP 16.7-21.1) |
|-------------------------------------|-------------------------------|
| Canopy in Project Area (acres) | 1.76 |
| Estimated Number of Trees to Remove | 141 |
| Estimated Number of Trees to Prune | 279 |
| Estimated Total Trees | 420 |

Tree Ordinance

The City of San Mateo protects any native bay, buckeye, oak or redwood 10” or greater and all other trees 16” or greater measured at 48” above grade (Municipal Code 13.52). These trees require a permit for pruning as well as removal.

Description of Trees

San Mateo’s jurisdiction is relatively dense with trees. One section was dense enough to warrant a Tree Inventory (mile post 17.1-17.5). But a planned bridge construction from Bellevue Ave. to Monte Diablo Ave. will likely remove those trees prior to starting construction on this project. Therefore we performed a Limited Tree Assessment rather than a Tree Inventory for those trees. The majority of trees along the Project Area in San Mateo were oaks; the second most common genus was eucalyptus (Table SM-2). San Mateo had a diverse urban forest with both ornamentals and California natives.

Table SM-2 – Tree Taxa Encountered in San Mateo LTA (mile post 16.7-21.1)

| Common Name | Scientific Name | Estimated Percentage of Population |
|-------------------------|----------------------------------|---|
| Acacia | <i>Acacia sp.</i> | 5% |
| Maple | <i>Acer sp.</i> | 1% |
| She-oak | <i>Casuarina sp.</i> | 2% |
| Italian cypress | <i>Cupressus sempervirens</i> | 2% |
| Dragon tree | <i>Dracaena draco</i> | 1% |
| Eucalyptus | <i>Eucalyptus sp.</i> | 11% |
| Ash | <i>Fraxinus sp.</i> | 2% |
| Monterey cypress | <i>Hesperocyparis macrocarpa</i> | 1% |
| Black walnut | <i>Juglans hindsii</i> | 2% |
| Brisbane box | <i>Lophostemon confertus</i> | 5% |
| Myoporum | <i>Myoporum sp.</i> | 2% |
| Canary Island date palm | <i>Phoenix canariensis</i> | 6% |
| Pine | <i>Pinus sp.</i> | 7% |
| London plane | <i>Platanus x hispanica</i> | 4% |
| Pear | <i>Pyrus sp.</i> | 1% |
| Oak | <i>Quercus sp.</i> | 40% |
| Locust | <i>Robinia sp.</i> | 3% |
| Redwood | <i>Sequoia sempervirens</i> | 3% |
| Elm | <i>Ulmus sp.</i> | 1% |

Tree Replacement

The City of San Mateo requires one 24” box tree to replace each protected tree. For planning applications the City of San Mateo uses a Landscape Unit (LU) value to determine replacement requirements. The PCEP will not require a planning application so only the 24” box requirement is applicable to this project.

Exhibit SM-1: Map of Jurisdiction of San Mateo

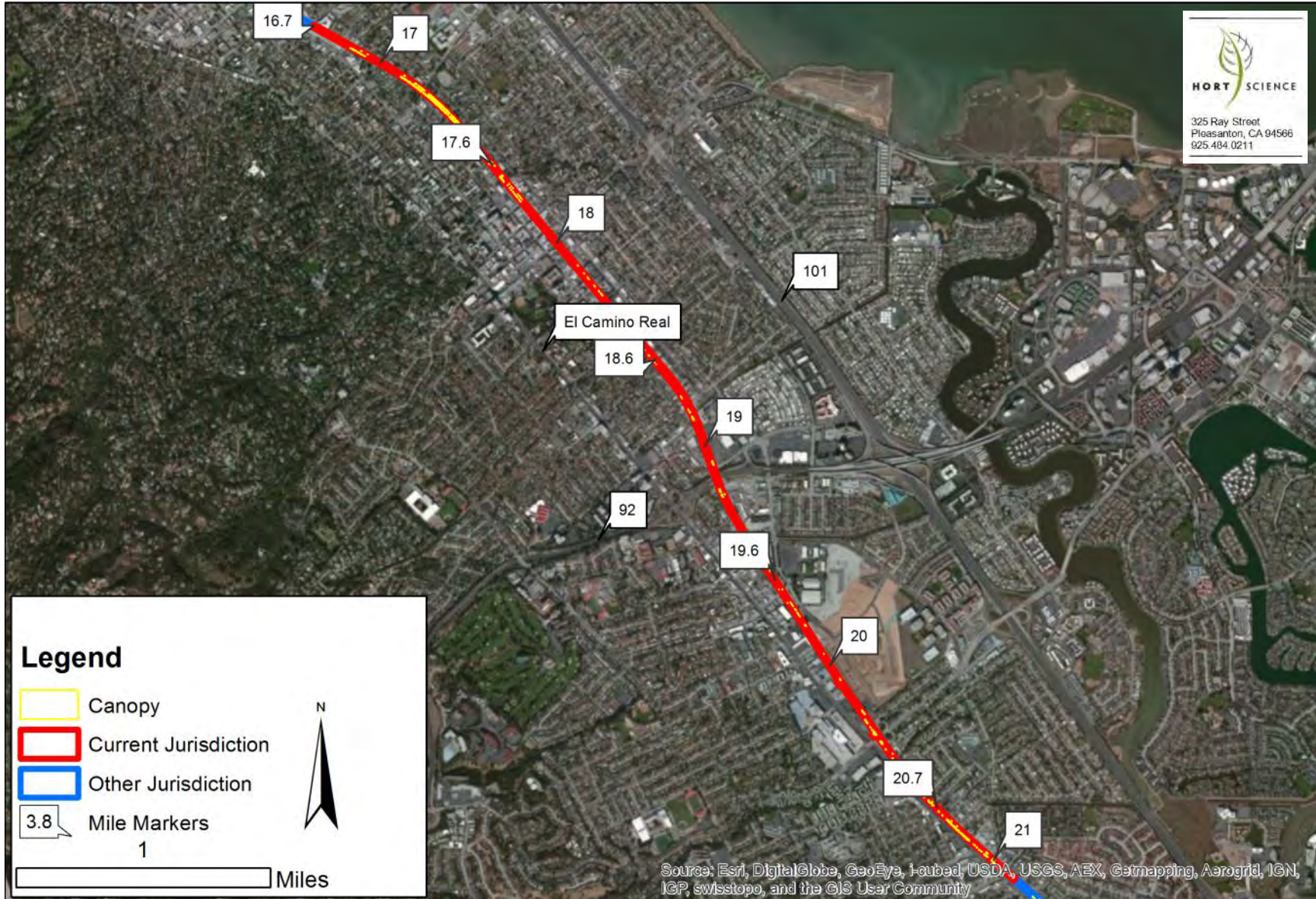


Exhibit SM-2: Detail View of San Mateo Station



Legend

- Trees
- Mile Post
- Canopy Intrusion
- Non-Intruding Canopy
- Project Area

At the San Mateo Caltrain Station two rows of palms had trunks within the Project Area and require removal (upper photo).



At the northern end of the station, two large oak trees had trunks within the Project Area and will require removal (lower photo).



DRAFT Tree Inventory and Canopy Assessment, PCEP

Attachment 2: Belmont

Summary

Our Limited Tree Assessment (LTA) and canopy model predicated 100 trees would be impacted including 34 removals in Belmont (Table Be-1). These trees were primarily young ornamentals such as pepper and poplar, but also included California native trees such as redwood and oaks.

Table Be-1 – Summary of Belmont Tree Estimates

| | LTA (MP 21.1-22.6) |
|-------------------------------------|-------------------------------|
| Canopy in Project Area (acres) | 0.42 |
| Estimated Number of Trees to Remove | 34 |
| Estimated Number of Trees to Prune | 66 |
| Estimated Total Trees | 100 |

Tree Ordinance

The City of Belmont protects trees 10” or greater DBH (Municipal Code Chapter 25). Any protected tree requires a permit for pruning or removal.

Description of Trees

Belmont had a moderate density of trees throughout the jurisdiction. Some areas had relatively high density such as near mile posts 21.3 and 22.6. The urban forest was dominated by pepper, redwood, and oak (Table Be-2). The peppers were young, in the southern half of the jurisdiction and approximate $\frac{3}{4}$ were in poor condition.

Table Be-2 – Tree Taxa Encountered in Belmont LTA (mile post 21.1-22.6)

| Common Name | Scientific Name | Estimated Percentage of Population |
|-----------------|--------------------------------|------------------------------------|
| Acacia | <i>Acacia sp.</i> | 6% |
| Italian cypress | <i>Cupressus sempervirens</i> | 6% |
| Eucalyptus | <i>Eucalyptus sp.</i> | 4% |
| Crape myrtle | <i>Lagerstroemia indica</i> | 1% |
| Brisbane box | <i>Lophostemon confertus</i> | 1% |
| Lombardy poplar | <i>Populus nigra 'Italica'</i> | 6% |
| Pear | <i>Pyrus sp.</i> | 2% |
| Oak | <i>Quercus sp.</i> | 11% |
| Pepper | <i>Schinus sp.</i> | 43% |
| Coast redwood | <i>Sequoia sempervirens</i> | 12% |
| Elm | <i>Ulnus sp.</i> | 1% |

Tree Replacement

Tree replacement requirements are determined by the City of Belmont on an individual project basis. The maximum requirement is 3:1 of 15-gallon size trees or payment of an “in lieu” fee.

Exhibit Be-1: Map of Jurisdiction of Belmont



HORT SCIENCE
 325 Ray Street
 Pleasanton, CA 94566
 925.484.0211

Exhibit Be-2: Detail View of Belmont



Legend

- Trees
- Mile Post
- Canopy Intrusion
- Non-Intruding Canopy
- Project Area

The trunks of these large eucalyptus in Belmont were more than 35 feet from the tracks, but the wide spreading canopies intruded into the Project Area. Pruning less than 25% of their canopy will be required to provide clearance.



Project Area

DRAFT Tree Inventory and Canopy Assessment, PCEP

Attachment 2: San Carlos

Summary

The Limited Tree Assessment (LTA) and canopy model predicted 231 trees would be impacted including 78 trees requiring removal (Table SC-1). The majority of these trees were redwood, Lombardy poplar, and camphor.

Table SC-1 – Summary of San Carlos Tree Estimates

| | LTA (MP 22.6-24.5) |
|-------------------------------------|-------------------------------|
| Canopy in Project Area (acres) | 0.97 |
| Estimated Number of Trees to Remove | 78 |
| Estimated Number of Trees to Prune | 153 |
| Estimated Total Trees | 231 |

Tree Ordinance

The City of San Carlos protects native trees 10” or greater DBH: California buckeye, madrone, coast live oak, California bay and valley oak. Blue oak and interior live oak are protected at 8” or greater DBH. All other trees are protected when 12” or larger DBH. Species not protected are Bailey acacia, green acacia, black acacia, tree of heaven, fruit trees, Monterey pine, and blue gum eucalyptus. Pruning more than 33% of the canopy of a protected tree also requires a permit.

Description of Trees

San Carlos had both areas of no trees and areas of high tree density. Areas of high tree density included mile post 22.8 to 23.0, near mile post 23.3, and from mile post 23.7 to 24.1. Long rows of redwood, camphor and Lombardy poplar bordered the tracks making up most of these high density areas (Table SC-2). The model predicted 231 trees would be impacted including 78 trees requiring removal.

Table SC-2 – Tree Taxa Encountered in San Carlos LTA (mile post 40-8 to 45.3)

| Common Name | Scientific Name | Estimated Percentage |
|--------------------|--------------------------------|-----------------------------|
| Camphor | <i>Cinnamomum camphora</i> | 17% |
| Italian cypress | <i>Cupressus sempervirens</i> | 1% |
| Sweetgum | <i>Liquidambar styraciflua</i> | 5% |
| Bottlebrush | <i>Melaleuca citrina</i> | 1% |
| Lombardy poplar | <i>Populus nigra 'Italica'</i> | 20% |
| Pear | <i>Pyrus sp.</i> | 2% |
| Oak | <i>Quercus sp.</i> | 4% |
| Locust | <i>Robinia sp.</i> | 1% |
| Coast redwood | <i>Sequoia sempervirens</i> | 48% |
| Palm | <i>Washingtonia sp.</i> | 3% |

Tree Replacement

The Municipal Code (18.18.070.C) states that “tree replacement shall be a minimum size twenty-four-inch box specimen tree of a species, size and location approved by the Community Development”.

Exhibit SC-1: Map of Jurisdiction of San Carlos



Exhibit SC-2: Detail View of San Carlos



Legend

- Trees
- Mile Post
- Canopy Intrusion
- Non-Intruding Canopy
- Project Area



A row of coast redwoods separated the west side of the tracks from the parking lot at the San Carlos Caltrain Station. These trees all had trunks in the Project Area and would require removal.

DRAFT Tree Inventory and Canopy Assessment, PCEP

Attachment 2: Redwood City

Summary

Our Limited Tree Assessment (LTA) and canopy model predicted 201 trees would be impacted including removing 67 trees in Redwood City (Table RC-1). The trees were densely planted and very diverse with only redwood (23%) making up more than 10% of the population.

Table RC-1 – Summary of Redwood City Tree Estimates

| | LTA (MP 24.5-26.6) |
|-------------------------------------|-------------------------------|
| Canopy in Project Area (acres) | 0.84 |
| Estimated Number of Trees to Remove | 67 |
| Estimated Number of Trees to Prune | 134 |
| Estimated Total Trees | 201 |

Tree Ordinance

Redwood City protects all trees that are 12” or greater at any point between 6” and 36” from natural grade (Municipal Code Chapter 35).

Description of Trees

Redwood City’s trees were denser in the northern half of the jurisdiction than the southern half. Trees were relatively evenly divided among young, semi-mature and mature. The urban forest was diverse. Coast redwood was the most common species, followed by Chinese pistache, London plane, and ash (Table RC-2).

Table RC-2 – Tree Taxa Encountered in Redwood City LTA (mile post 24.5 to 26.6)

| Common Name | Scientific Name | Estimated Percentage |
|--------------------|--------------------------------|-----------------------------|
| Maple | <i>Acer sp.</i> | 5% |
| Tree of heaven | <i>Ailanthus altissima</i> | 2% |
| Hackberry | <i>Celtis occidentalis</i> | 2% |
| Hawthorn | <i>Crataegus sp.</i> | 5% |
| Ash | <i>Fraxinus sp.</i> | 8% |
| Black walnut | <i>Juglans hindsii</i> | 4% |
| Crape myrtle | <i>Lagerstroemia indica</i> | 5% |
| Sweetgum | <i>Liquidambar styraciflua</i> | 5% |
| Southern magnolia | <i>Magnolia grandiflora</i> | 5% |
| Pine | <i>Pinus sp.</i> | 1% |
| Chinese pistache | <i>Pistacia chinensis</i> | 7% |
| Pittosporum | <i>Pittosporum sp.</i> | 2% |
| London plane | <i>Platanus x hispanica</i> | 9% |
| Oak | <i>Quercus sp.</i> | 5% |
| Pepper | <i>Schinus sp.</i> | 1% |
| Coast redwood | <i>Sequoia sempervirens</i> | 23% |
| Elm | <i>Ulmus sp.</i> | 2% |
| Palm | <i>Washingtonia sp.</i> | 3% |

Tree Replacement

Redwood City's Municipal Code does not address tree replacement.

Exhibit RC-1: Map of Jurisdiction of Redwood City



Exhibit RC-2: Detail View of Redwood City



Legend

- Trees
- Mile Post
- Canopy Intrusion
- Non-Intruding Canopy
- Project Area

In the lower left photo, the fence is approximately one foot into the Project Area. Two sweetgums would require pruning and the redwoods would require removal. In the lower right photo, the fence was again one foot inside the Project Area and the entire line of crape myrtles would require pruning. Some of these trees would need to be removed where pruning removed more than half the canopy.



Project Area



Project Area

DRAFT Tree Inventory and Canopy Assessment, PCEP

Attachment 2: Atherton

Summary

Based on the Tree Inventory of the entire 0.7 miles of track in Atherton, we estimate 396 trees will be impacted within Atherton's jurisdiction (Table A-1). Of the 358 inventoried trees in Atherton, 213 required removal, 265 were on private property and 173 were protected.

Table A-1 – Summary of Atherton Tree Estimates

| | Tree Inventory (MP 27.4-28.2) |
|---|--|
| Canopy in Project Area (acres) | 1.35 |
| Estimated Number of Trees to Remove | 142 |
| Estimated Number of Trees to Prune | 206 |
| Estimated Total Trees | 348 |
| Estimated Number of Protected Trees | 173 |
| Estimated Number of Trees on Private Property | 265 |
| Estimated Number of trees on Public Property | 31 |
| Estimated Number of Trees on ROW | 52 |

Tree Ordinance

The City of Atherton protects all valley, blue, and coast live oaks that are 15.3 inches in diameter at 48 inches above average grade anywhere on the site and all trees 15.3" and greater outside of the building area (Municipal Code Chapter 8.10). For the purposes of this assessment, we considered all trees 15.3" and greater to be protected.

Description of Trees

Three hundred and fifty-eight (358) trees had canopy within the Project Area. Inventory data for each tree are provided in Attachment 3. The vegetation along the section of track through Atherton was dominated by semi-mature coast redwood, coast live oak, and Monterey pine. Despite having only .7 miles of track, Atherton had 25 species of trees and was uniquely dominated by native California species.

Private property was close to the track (10-15 feet), especially along the eastern side of the tracks. The majority of the trees assessed were in backyards, schools, and neighborhood parks: 265 trees were on private property, 31 on public land, and 52 within the ROW.

Two-hundred and fifty-two (252, 70 % of the population) of the inventoried trees in Atherton were in fair or good condition.

Tree Replacement

The Town of Atherton's Municipal Code states that the Arborist determines tree replacement on a project basis. However, the Town's Tree Removal Procedures specify that, at the discretion of

the Planning Commission, removed heritage trees may be required to be replaced with three 15-gal. trees, two 24"-box trees, or one 15-gal tree and one 36"-box tree.

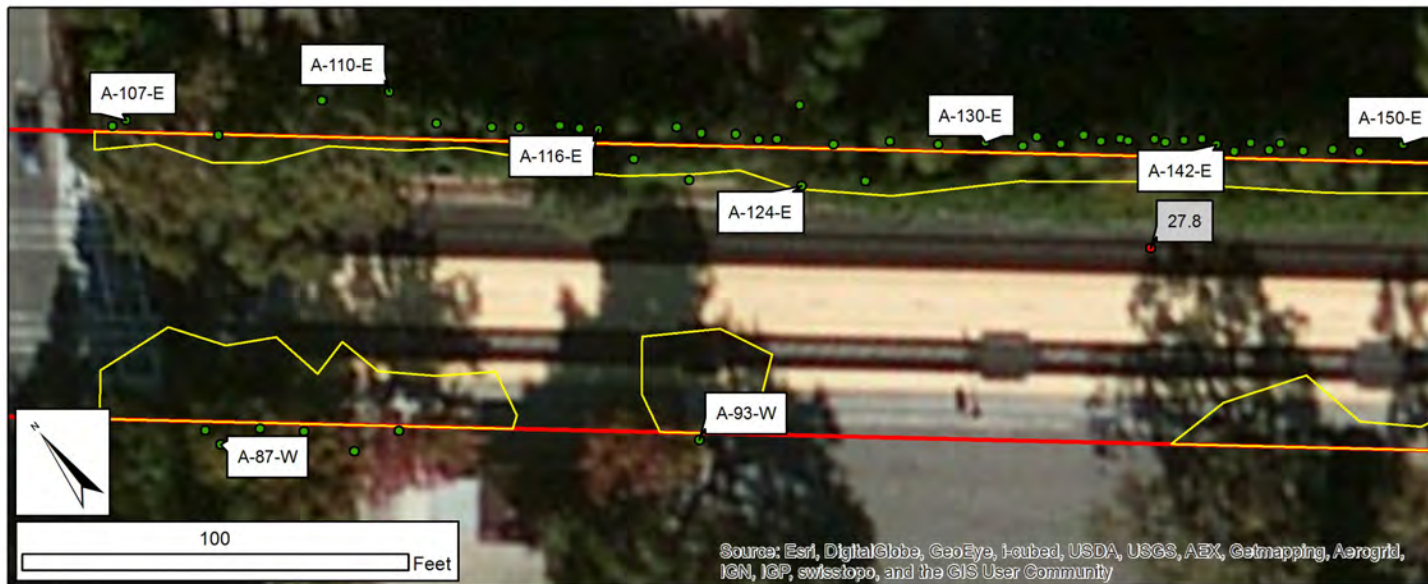
Table A-2: Removal or pruning required and condition of trees in Atherton (mile post 27.4 to 28.2).

| Common Name | Scientific Name | Pruning Required | | | Remove | | | Total |
|-------------------------|--|------------------|------------|------------|-----------|------------|------------|------------|
| | | Poor | Fair/Good | Total | Poor | Fair/Good | Total | |
| American elm | <i>Ulmus americana</i> | - | 1 | 1 | - | 2 | 2 | 3 |
| Bailey acacia | <i>Acacia baileyana</i> | - | 4 | 4 | 2 | 1 | 3 | 7 |
| Blackwood acacia | <i>Acacia melanoxylon</i> | - | - | - | - | 1 | 1 | 1 |
| Blue gum | <i>Eucalyptus globulus</i> | - | 5 | 5 | - | 3 | 3 | 8 |
| California black walnut | <i>Juglans hindsii</i> | 1 | 2 | 3 | - | 1 | 1 | 4 |
| Callery pear | <i>Pyrus calleryana</i> | 1 | 2 | 3 | - | 1 | 1 | 4 |
| Canary Island palm | <i>Phoenix canariensis</i> | - | 1 | 1 | - | - | - | 1 |
| Coast live oak | <i>Quercus agrifolia</i> | 3 | 26 | 29 | 7 | 32 | 39 | 68 |
| Coast redwood | <i>Sequoia sempervirens</i> | 3 | 56 | 59 | - | 35 | 35 | 94 |
| Compact blue gum | <i>Eucalyptus globulus</i> 'Compacta' | 13 | 8 | 21 | 4 | 2 | 6 | 27 |
| Glossy privet | <i>Ligustrum lucidum</i> | 6 | 5 | 11 | 1 | 3 | 4 | 15 |
| Italian buckthorn | <i>Rhamnus alaternus</i> | - | - | - | - | 2 | 2 | 2 |
| Italian stone pine | <i>Pinus pinea</i> | - | 1 | 1 | - | - | - | 1 |
| Monterey pine | <i>Pinus radiata</i> | 14 | 19 | 33 | 4 | 4 | 8 | 41 |
| Monterey cypress | <i>Hesperocyparis</i> <i>macrocarpa</i> | - | 3 | 3 | - | - | - | 3 |
| Olive | <i>Olea europea</i> | 1 | - | 1 | - | - | - | 1 |
| Pittosporum sp. | <i>Pittosporum sp.</i> | - | - | - | - | 9 | 9 | 9 |
| Plum | <i>Prunus domestica</i> | 1 | 1 | 2 | 1 | - | 1 | 3 |
| Podocarpus | <i>Podocarpus sp.</i> | - | - | - | - | 1 | 1 | 1 |
| River red gum | <i>Eucalyptus camaldulensis</i> | - | 1 | 1 | - | - | - | 1 |
| Silver dollar gum | <i>Eucalyptus polyanthemus</i> | - | 2 | 2 | - | - | - | 2 |
| Swamp mahogany | <i>Eucalyptus robusta</i> | 2 | - | 2 | - | - | - | 2 |
| Sweetgum | <i>Liquidambar stryaciflua</i> | - | 1 | 1 | - | 1 | 1 | 2 |
| Tree of Heaven | <i>Ailanthus altissima</i> | 11 | - | 11 | 18 | - | 18 | 29 |
| Valley oak | <i>Quercus lobata</i> | 1 | 11 | 12 | 1 | 6 | 7 | 19 |
| Total | | 57 | 149 | 206 | 38 | 104 | 142 | 348 |
| Percentage | | 16.3% | 42.8% | 59.1% | 10.9% | 29.9 % | 40.8% | 100.0% |

Exhibit A-1: Map of Jurisdiction of Atherton



Exhibit A-2: Detail View of A-124-E



Legend

- Trees
- Mile Post
- Canopy Intrusion
- Non-Intruding Canopy
- Project Area

| | |
|-----------------------------|----------------|
| Tree ID Number | A-124-E |
| Trunk Diameter | 06-11" |
| Multi-Stem? | No |
| Species | Coast Live Oak |
| Protected by Jurisdiction? | No |
| Trunk in Project Area? | Yes |
| Trunk distance to track | 11-15' |
| Distance of canopy to track | N/A |
| Remove tree? | Yes |
| Location | ROW |



Project Area

In Atherton's jurisdiction, the right-of-way is narrow (as in this photo). The limit of the Project Area in this photo is between the wooden fence and the trees behind the fence that are on private property.

Tree A-124-E was a small coast live oak behind the telephone pole on the right. This tree as well all others left of the fence would be removed. Most of the redwoods pictured to the right of the fence were 6-11" diameter. We estimated that 25% of these trees would be removed; all others would be pruned to provide clearance.

DRAFT Tree Inventory and Canopy Assessment, PCEP

Attachment 2: Menlo Park

Summary

Based on the Tree Inventory (TI) of the entire 1.6 miles of track in Menlo Park, we estimated 629 trees will be impacted within Menlo Park's jurisdiction (Table MP-1). Of the trees inventoried in Menlo Park, 183 would be removed, 534 were in fair/good condition, and 390 were protected.

Table MP-1 – Summary of Menlo Park Tree Estimates

| | Tree Inventory (MP 28.1-29.7) |
|---|--|
| Canopy in Project Area (acres) | 2.33 |
| Estimated Number of Trees to Remove | 188 |
| Estimated Number of Trees to Prune | 441 |
| Estimated Total Trees | 629 |
| Estimated Number of Protected Trees | 390 |
| Estimated Number of Trees on Private Property | 186 |
| Estimated Number of trees on Public Property | 58 |
| Estimated Number of Trees on ROW | 385 |

Tree Ordinance

The City of Menlo Park protects all oaks greater than 10 inches DBH and all other trees greater than 15 inches DBH (Municipal Code Chapter 13.24). Trees shorter than 12 feet tall are excluded. Pruning more than 25% of the canopy for a protected tree requires a permit.

Description of Trees/Tree Inventory

Six hundred and twenty-nine (629) trees had canopy within the Project Area in Menlo Park (Table A-2). Inventory data for each tree are provided in Attachment 3. Over half of the trees were coast live oaks (331 trees), with 65 coast redwoods and 36 London planes. One hundred fifteen (115) of the coast live oaks would be removed. Thirty-nine (39) species were present within the Project Area. The majority of the trees surveyed were located within the Caltrain ROW (385 trees); 186 trees were on private property; 58 on public property.

Tree Replacement

Menlo Park generally requires a 2:1 replacement of protected trees that are removed.

Table MP-2: Removal or pruning required and condition of trees in Menlo Park (mile post 28.1 to 29.7).

| Common Name | Scientific Name | Pruning Required | | | Remove | | | Total |
|-------------------------|--------------------------------|------------------|-----------|-------|--------|-----------|-------|-------|
| | | Poor | Fair/Good | Total | Poor | Fair/Good | Total | |
| Blackwood acacia | <i>Acacia melanoxylon</i> | 1 | 6 | 7 | - | 1 | 1 | 8 |
| Japanese maple | <i>Acer palmatum</i> | - | 1 | 1 | - | - | - | 1 |
| Tree of Heaven | <i>Ailanthus altissima</i> | - | 25 | 25 | - | 13 | 13 | 38 |
| Chestnut | <i>Castanea dentata</i> | - | 1 | 1 | - | - | - | 1 |
| Camphor | <i>Cinnamomum camphora</i> | - | 1 | 1 | - | - | - | 1 |
| Arizona cypress | <i>Cupressus arizonica</i> | 3 | - | 3 | 1 | - | 1 | 4 |
| Persimmon | <i>Diospyros kaki</i> | - | 1 | 1 | - | - | - | 1 |
| Blue gum | <i>Eucalyptus globulus</i> | - | 1 | 1 | - | 2 | 2 | 3 |
| Silver dollar gum | <i>Eucalyptus polyanthemus</i> | 16 | 7 | 23 | - | - | - | 23 |
| Red iron bark | <i>Eucalyptus sideroxylon</i> | - | 1 | 1 | - | - | - | 1 |
| Evergreen ash | <i>Fraxinus uhdei</i> | - | 2 | 2 | - | - | - | 2 |
| California black walnut | <i>Juglans hindsii</i> | - | 2 | 2 | - | - | - | 2 |
| English walnut | <i>Juglans regia</i> | 1 | 1 | 2 | - | 1 | 1 | 3 |
| Hollywood juniper | <i>Juniperus chinensis</i> | - | 1 | 1 | - | - | - | 1 |
| Myoporum | <i>Myoporum sp.</i> | 2 | - | 2 | - | - | - | 2 |
| Avocado | <i>Persea americana</i> | 1 | - | 1 | - | - | - | 1 |
| Canary Island palm | <i>Phoenix canariensis</i> | - | 5 | 5 | - | 3 | 3 | 8 |
| Aleppo pine | <i>Pinus halepensis</i> | - | 1 | 1 | - | - | - | 1 |
| Italian stone pine | <i>Pinus pinea</i> | 2 | 5 | 7 | - | 1 | 1 | 8 |
| Monterey pine | <i>Pinus radiata</i> | 12 | 10 | 22 | 1 | - | 1 | 23 |
| Chinese pistache | <i>Pistacia chinensis</i> | 1 | 13 | 14 | - | 2 | 2 | 16 |
| Pittosporum | <i>Pittosporum sp.</i> | - | 4 | 4 | - | - | - | 4 |
| London plane | <i>Platanus x hispanica</i> | 3 | 16 | 19 | - | 17 | 17 | 36 |
| Fremont cottonwood | <i>Populus fremontii</i> | - | - | - | - | 1 | 1 | 1 |
| Almond | <i>Prunus amygdalus</i> | 1 | - | 1 | - | - | - | 1 |
| Plum | <i>Prunus domestica</i> | 1 | - | 1 | - | - | - | 1 |
| Portuguese laurel | <i>Prunus lusitanica</i> | - | - | - | 1 | 1 | 2 | 2 |

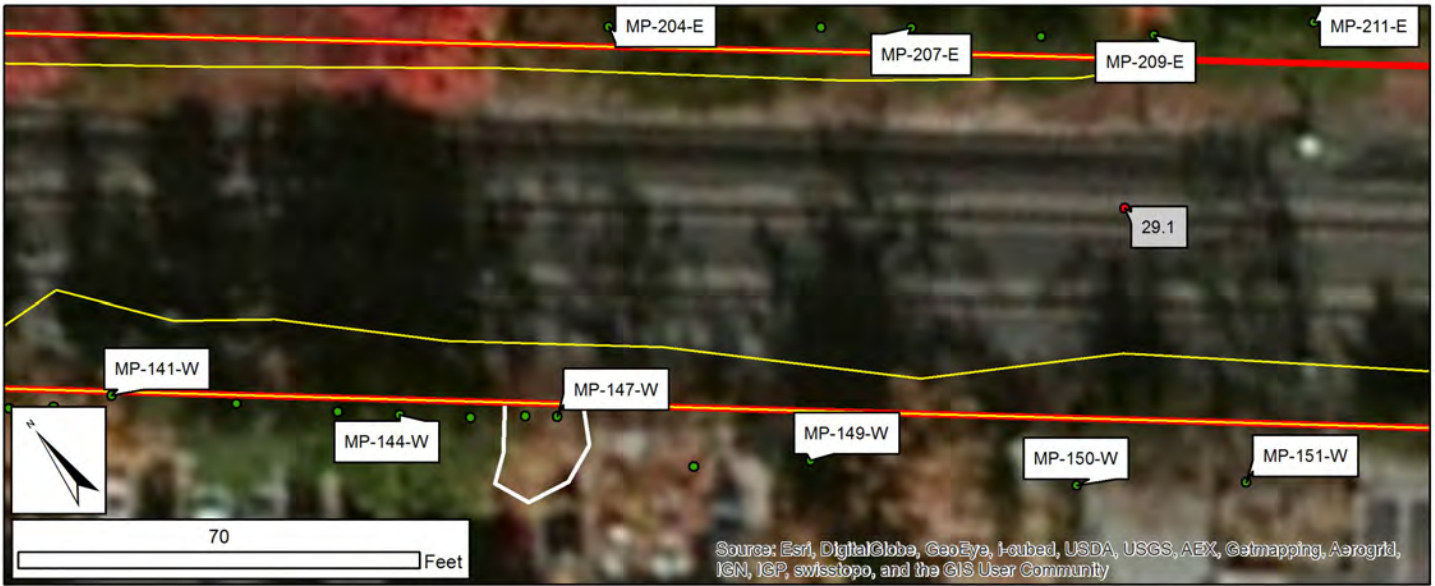
| Common Name | Scientific Name | Pruning Required | | | Remove | | | Total |
|--------------------|---------------------------------|------------------|------------|------------|-----------|------------|------------|------------|
| | | Poor | Fair/Good | Total | Poor | Fair/Good | Total | |
| Callery pear | <i>Pyrus calleryana</i> | - | 1 | 1 | - | - | - | 1 |
| Coast Live Oak | <i>Quercus agrifolia</i> | 23 | 193 | 216 | 15 | 100 | 115 | 331 |
| Holly Oak | <i>Quercus ilex</i> | 3 | 3 | 6 | 1 | - | 1 | 7 |
| Valley oak | <i>Quercus lobata</i> | - | 5 | 5 | - | 1 | 1 | 6 |
| | <i>Robinia x ambigua</i> | | | | | | | |
| Idaho locust | 'Idahoensis' | 1 | - | 1 | - | - | - | 1 |
| Cork screw willow | <i>Salix matsudana</i> | 1 | - | 1 | - | - | - | 1 |
| Willow | <i>Salix sp.</i> | 1 | 1 | 2 | - | - | - | 2 |
| Coast Redwood | <i>Sequoia sempervirens</i> | - | 49 | 49 | - | 16 | 16 | 65 |
| Windmill palm | <i>Trachycarpus fortunei</i> | - | 3 | 3 | - | 1 | 1 | 4 |
| American elm | <i>Ulmus americana</i> | 1 | 6 | 7 | - | 1 | 1 | 8 |
| Chinese elm | <i>Ulmus parvifolia</i> | - | 2 | 2 | - | - | - | 2 |
| California bay | <i>Umbellularia californica</i> | 1 | 4 | 5 | 1 | 2 | 3 | 8 |
| Grand Total | | 75 | 371 | 446 | 20 | 163 | 183 | 629 |
| | | 11.9% | 59.0% | 70.9% | 3.2% | 25.9% | 29.1% | |

Exhibit MP-1: Map of Jurisdiction of Menlo Park



DRAFT Tree Inventory and Canopy Assessment, PCEP
HortScience Inc. February 2014

Exhibit MP-2: Detail View of MP-147-W



Legend

- Trees
- Mile Post
- Canopy Intrusion
- Non-Intruding Canopy
- Project Area

| | |
|-----------------------------|--------------|
| Tree ID Number | MP-147-W |
| Trunk Diameter | 06-11" |
| Multi-Stem? | No |
| Species | London plane |
| Protected by Jurisdiction? | No |
| Trunk in Project Area? | No |
| Trunk distance to track | 24-29' |
| Distance of canopy to track | N/A |
| Remove tree? | 25% |
| Location | Private |



Project Area

Tree MP-147-W was a small London plane growing in a parking lot south of the Menlo Park Caltrain station. The canopy extended into the Project Area and would require pruning for clearance. Several redwoods behind the London plane would require similar pruning. We estimated that 25% of the trees in this section would be removed because of severe pruning needed to provide clearance.

DRAFT Tree Inventory and Canopy Assessment, PCEP

Attachment 2: Palo Alto

Summary

Based on a Limited Tree Assessment (LTA) of the entire 3.8 miles of track in Palo Alto and a Tree Inventory (TI) of 464 trees covering 2.1 miles of track, we estimated 658 trees will be impacted within Palo Alto's jurisdiction (Table PA-1). Within the Tree Inventory 112 trees would be removed, 42 of which were protected by ordinance.

Table PA-1 – Summary of Palo Alto Tree Estimates

| | TI (MP 29.7-31.8) | LTA (MP 31.8-33.6) | Total |
|---|------------------------------|-------------------------------|--------------|
| Canopy in Project Area (acres) | 2.46 | 0.81 | 3.27 |
| Estimated Number of Trees to Remove | 112 | 65 | 177 |
| Estimated Number of Trees to Prune | 352 | 129 | 481 |
| Estimated Total Trees | 464 | 194 | 658 |
| Estimated Number of Protected Trees | 162 | N/A | N/A |
| Estimated Number of Trees on Private Property | 23 | N/A | N/A |
| Estimated Number of trees on Public Property | 212 | N/A | N/A |
| Estimated Number of Trees on ROW | 229 | N/A | N/A |

Tree Ordinance

The City of Palo Alto protects valley and coast live oaks 11.5 inches or greater in DBH and coast redwoods 18 inches or greater in DBH (Municipal Code Chapter 8.10). Pruning more than 25% of a protected tree's canopy or unbalancing a tree is considered equivalent to removing a tree. Palo Alto defines a tree as any woody plant with a trunk of 4 inches or greater in diameter at 54 inches above grade.

Description of Trees

Palo Alto's section of track was densely populated with large trees, particularly redwoods (e.g. El Palo Alto, a 98 inch diameter redwood that the city is named after) and blue gums near San Francisquito Creek to the North. Moving south, the canopy intruding into the Project Area was progressively less dense. The Tree Inventory was aligned with the northern half of the jurisdiction to capture the densest areas of canopy intrusion.

The jurisdictional boundary between Palo Alto and Mountain View is complicated for the purpose of this survey. The jurisdictional boundary (according to USGS GIS data) runs along the Project Area boundary from mile post 33.5 to 33.8 before gradually sloping away from the

Project Area by mile post 34.0. We have classified all trees south of mile post 33.6 as Mountain View, but there is some chance that many of these trees along the east side of the tracks should in fact be part of Palo Alto.

Table PA-2 - Palo Alto LTA (mile post 31.8 to 33.6)

| Common Name | Scientific Name | Estimated Percentage |
|--------------------|-------------------------------|-----------------------------|
| Acacia | <i>Acacia sp.</i> | 30% |
| Tree of heaven | <i>Ailanthus altissima</i> | 4% |
| Casuarina | <i>Casuarina sp.</i> | 1% |
| Italian cypress | <i>Cupressus sempervirens</i> | 1% |
| Eucalyptus | <i>Eucalyptus sp.</i> | 15% |
| Ash | <i>Fraxinus sp.</i> | 2% |
| Walnut | <i>Juglans sp.</i> | 8% |
| Glossy privet | <i>Ligustrum lucidum</i> | 2% |
| Pine | <i>Pinus sp.</i> | 4% |
| Fremont cottonwood | <i>Populus fremontii</i> | 1% |
| Oak | <i>Quercus sp.</i> | 25% |
| Pepper | <i>Schinus sp.</i> | 2% |
| Coast redwood | <i>Sequoia sempervirens</i> | 1% |
| Chinese elm | <i>Ulmus parvifolia</i> | 5% |

Tree Inventory

Four hundred and sixty-four trees had canopy within the Project Area from San Francisquito Creek to Oregon Expressway. Inventory data for each tree is provided in Attachment 3. The most common trees were coast live oak (186), blackwood acacia (61) and tree of heaven (54). One hundred thirty-nine (139) of the coast live oaks were protected and 38 of those protected oaks needed to be removed. Thirty-one (31) species were present at the time of the survey.

El Palo Alto, the tree for which Palo Alto is named, is a coast redwood growing along San Francisquito Creek that is approximately 1100 years old. The trunk was approximately 25 feet from the tracks, putting it just outside of the Project Area (Exhibit PA-3). The canopy extended to within 12 feet of the tracks (12 feet into the Project Area with the worst-case OCS side pole assumption). Given the landmark status of this tree, Caltrain modified the design to place the OCS within the San Francisquito bridge superstructure and avoid the need for pruning outside the superstructure. Pruning of western tree limbs that encroach on the bridge superstructure will continue for safety purposes consistent with existing maintenance practices.

Table PA-1: Removal or pruning required and condition of trees in Palo Alto.

| Common Name | Scientific Name | Pruning Required | | | Remove | | | Total |
|-------------------------|--|------------------|-----------|-------|--------|-----------|-------|-------|
| | | Poor | Fair/Good | Total | Poor | Fair/Good | Total | |
| Bailey acacia | <i>Acacia baileyana</i> | 7 | 0 | 7 | 1 | 0 | 1 | 8 |
| Blackwood acacia | <i>Acacia melanoxylon</i> | 33 | 22 | 55 | 2 | 4 | 6 | 61 |
| Tree of Heaven | <i>Ailanthus altissima</i> | 9 | 36 | 45 | 1 | 8 | 9 | 54 |
| Deodar cedar | <i>Cedrus deodara</i> | 2 | 15 | 17 | 0 | 2 | 2 | 19 |
| Cedar of Lebanon | <i>Cedrus libani</i> | 0 | 2 | 2 | 0 | 0 | 0 | 2 |
| Carob | <i>Ceratonia siliqua</i> | 0 | 0 | 0 | 3 | 3 | 6 | 6 |
| Carrot wood | <i>Cupaniopsis anacardioides</i> | 0 | 1 | 1 | 0 | 0 | 0 | 1 |
| River red gum | <i>Eucalyptus camaldulensis</i> | 0 | 2 | 2 | 0 | 0 | 0 | 2 |
| Blue gum | <i>Eucalyptus globulus</i> | 2 | 5 | 7 | 0 | 5 | 5 | 12 |
| Compact blue gum | <i>Eucalyptus globulus</i> 'Compacta' | 0 | 0 | 0 | 0 | 2 | 2 | 2 |
| Manna gum | <i>Eucalyptus viminalis</i> | 0 | 0 | 0 | 0 | 2 | 2 | 2 |
| California black walnut | <i>Juglans hindsii</i> | 2 | 3 | 5 | 0 | 0 | 0 | 5 |
| English walnut | <i>Juglans regia</i> | 0 | 0 | 0 | 0 | 1 | 1 | 1 |
| Juniper | <i>Juniperus sp.</i> | 1 | 0 | 1 | 1 | 0 | 1 | 2 |
| Glossy privet | <i>Ligustrum lucidum</i> | 3 | 1 | 4 | 1 | 1 | 2 | 6 |
| Aleppo pine | <i>Pinus halepensis</i> | 2 | 8 | 10 | 0 | 0 | 0 | 10 |
| Austrian pine | <i>Pinus nigra</i> | 3 | 0 | 3 | 5 | 1 | 6 | 9 |
| Monterey pine | <i>Pinus radiata</i> | 2 | 0 | 2 | 1 | 1 | 2 | 4 |
| Chinese pistache | <i>Pistacia chinensis</i> | 0 | 2 | 2 | 0 | 0 | 0 | 2 |
| Victorian box | <i>Pittosporum undulatum</i> | 0 | 0 | 0 | 2 | 0 | 2 | 2 |
| Almond | <i>Prunus amygdalus</i> | 0 | 2 | 2 | 1 | 0 | 1 | 3 |
| Holly leaf cherry | <i>Prunus ilicifolia</i> | 4 | 5 | 9 | 0 | 0 | 0 | 9 |
| Portuguese laurel | <i>Prunus lusitanica</i> | 0 | 2 | 2 | 0 | 0 | 0 | 2 |
| Douglas fir | <i>Pseudotsuga menziesii</i> | 0 | 1 | 1 | 0 | 0 | 0 | 1 |
| Coast Live Oak | <i>Quercus agrifolia</i> | 12 | 122 | 134 | 4 | 48 | 52 | 186 |
| Holly Oak | <i>Quercus ilex</i> | 0 | 5 | 5 | 0 | 4 | 4 | 9 |
| Valley oak | <i>Quercus lobata</i> | 2 | 4 | 6 | 0 | 0 | 0 | 6 |

| Common Name | Scientific Name | Pruning Required | | | Remove | | | Total |
|--------------------|---------------------------------|------------------|------------|------------|-----------|-----------|------------|------------|
| | | Poor | Fair/Good | Total | Poor | Fair/Good | Total | |
| California pepper | <i>Schinus molle</i> | 3 | 5 | 8 | 0 | 2 | 2 | 10 |
| Coast Redwood | <i>Sequoia sempervirens</i> | 0 | 13 | 13 | 0 | 1 | 1 | 14 |
| Evergreen elm | <i>Ulmus parvifolia</i> | 0 | 13 | 13 | 0 | 0 | 0 | 13 |
| California bay | <i>Umbellularia californica</i> | 0 | 1 | 1 | 0 | 0 | 0 | 1 |
| Grand Total | | 87 | 270 | 357 | 22 | 85 | 107 | 464 |
| | | 14.9% | 46.2% | 61.0% | 3.8% | 14.5% | 18.3% | |

Tree Replacement

The City of Palo Alto requires replacement of protected trees unless the tree is dead, dangerous, or a nuisance. The replacement tree is to be of the same species unless it is inappropriate for the site, and of equal value.

The Palo Alto Tree Technical Manual specifies different procedures when trees can be replaced onsite or when they cannot be replaced onsite. For the replacement of protected or designated trees on-site, a tree canopy replacement ratio is used to determine the number of trees to be planted (Tree Technical Manual, Table 3-1). Tree canopy to be replaced is determined by measuring the distance across the canopy at the widest point and narrowest point. Then, add half of the difference between the two to the narrowest measurement for the average canopy; the sum is the Canopy of the Tree Removed, and is the amount that must be replaced. One 24"-box tree replaces 9 feet of canopy. The minimum replacement per tree is two 24" boxes.

For on-site tree replacement, the Tree Technical Manual, standards includes the following size and number specifications based on the canopy size:

- 4'-9': Two 24" box (or one 36" box);
- 10'-27': Three 24" box (or two 36" box);
- 28'-40': Four 24" box (or two 48" box);
- 40'-56': Six 24" box (or two 48" box and two 36" box); and
- 56' – 60': Two 24" box, two 36" box, and two 48" box; and
- > 60': Replace with a combination of the tree canopy and the tree value standards

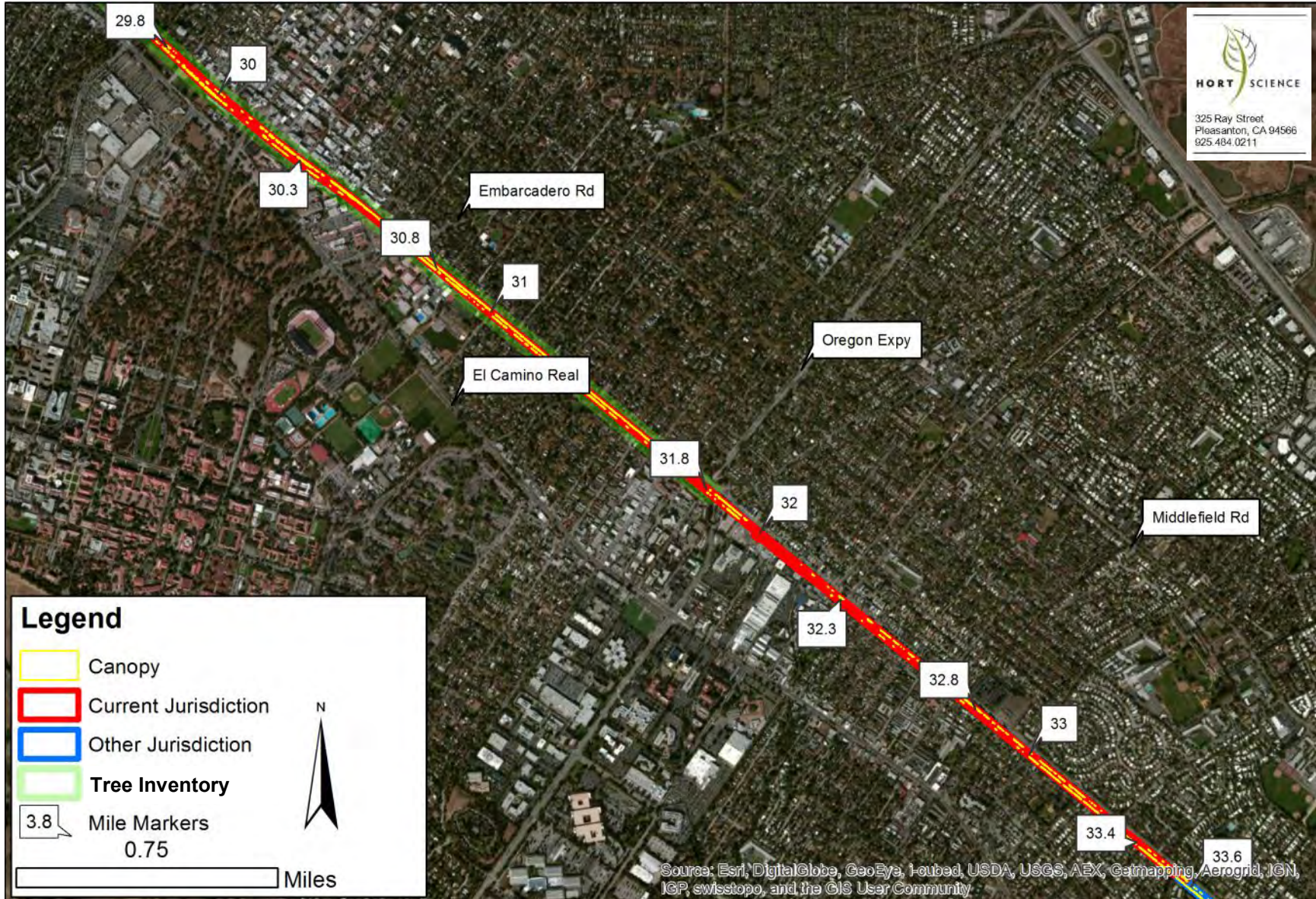
For trees that cannot be replaced on-site, the Tree Technical Manual specifies a tree value replacement standard. Value is determined using the methods in the most recent edition of the *Guide for Plant Appraisal*, 9th edition (International Society of Arboriculture, Champaign IL, 2000). There are different methodologies to appraise values of trees, but the mostly commonly employed uses the trunk formula below:

$$\text{Value} = ((TA - TAR) \times \text{Unit Tree Cost} + \text{Installed Tree Cost}) \times \text{Species} \times \text{Condition} \times \text{Location}$$

The value of an individual tree values with size, species, condition and location. For instance, a small ornamental pear in average condition located along a road may only be worth only a few hundred dollars, but a nearby mature coast live oak in good condition may be worth several thousand dollars. Even though these trees have the same location value, the oak is larger and in better condition so it is worth more. Because of the specificity required in determining tree value, we cannot appraise the value of protected trees outside the Caltrain ROW that cannot be replaced on-site at this time.

Instead of planting replacement trees the value of the tree can be paid instead.

Exhibit PA-1: Map of Jurisdiction of Palo Alto




DRAFT Tree Inventory and Canopy Assessment, PCEP
HortScience Inc. February 2014

Exhibit PA-2: Detail View of PA-216-W



Legend

- Trees
- Mile Post
- Canopy Intrusion
- Non-Intruding Canopy
- Project Area

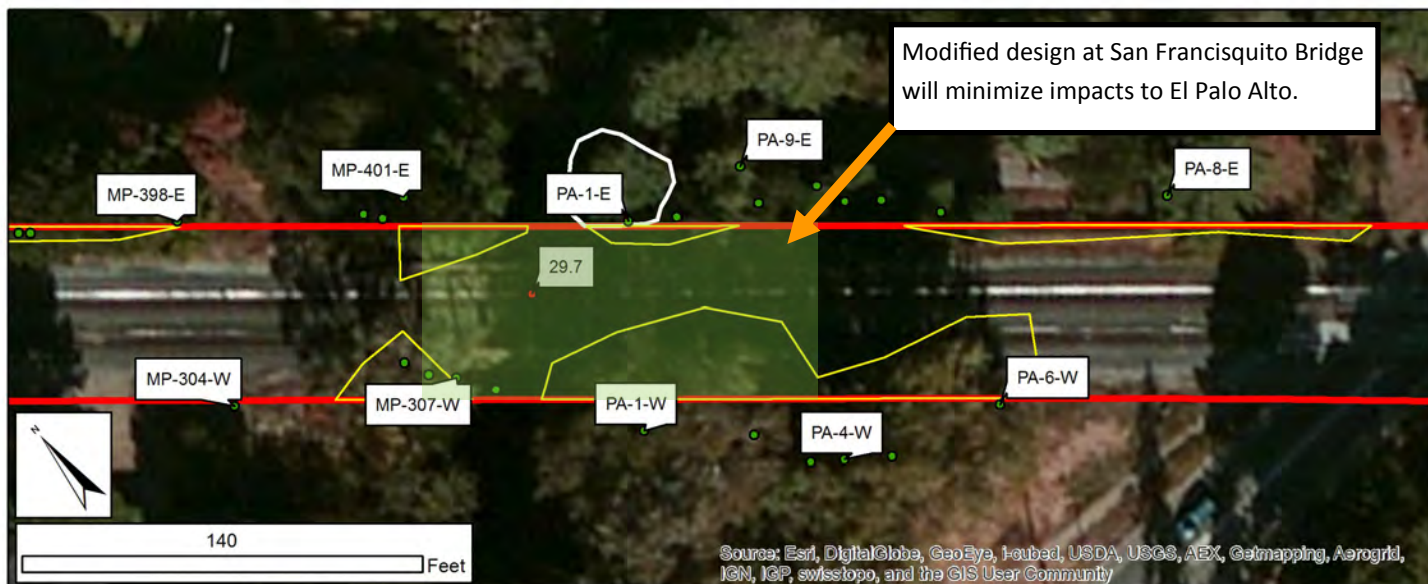


| | |
|-----------------------------|----------------|
| Tree ID Number | PA-216-W |
| Trunk Diameter | 30-35" |
| Multi-Stem? | Yes |
| Species | Coast Live Oak |
| Protected by Jurisdiction? | Yes |
| Trunk in Project Area? | Yes |
| Trunk distance to track | 19-24' |
| Distance of canopy to track | N/A |
| Remove tree? | Yes |
| Location | Private |

Trees were close to the tracks and created a nearly continuous canopy in this section of Palo Alto. Tree PA-216-W (orange arrow) was a large multi-stemmed coast live oak growing on private property with its trunk within the Project Area. Trees with trunks in the Project Area would be removed.

The east side of the tracks similarly had continuous canopy, but trees were farther away and outside the Project Area. Trees on the east side in this section would be retained and possibly pruned.

Exhibit PA-3: Detail View of El Palo Alto



Legend

- Trees
- Mile Post
- Canopy Intrusion
- Non-Intruding Canopy
- Project Area

| | |
|-----------------------------|---------------|
| Tree ID Number | PA-1E |
| Trunk Diameter | 42+ |
| Multi-Stem? | No |
| Species | Coast Redwood |
| Protected by Jurisdiction? | Yes |
| Trunk in Project Area? | No |
| Trunk distance to track | N/A |
| Distance of canopy to track | 12-17' |
| Remove tree? | No |
| Location | Public |



El Palo Alto (PA-1-E) is a coast redwood that is approximately 1100 years old. The city of Palo Alto was named after this tree.

The trunk was approximately 25 feet from the tracks putting it just outside of the Project Area. The canopy extended to within 12 feet of the tracks (12 feet into the Project Area with the worst-case OCS side pole assumption). Given the landmark status of this tree, the JPB modified the design to place the OCS within the San Francisquito bridge superstructure and avoid the need for pruning outside the superstructure.

DRAFT Tree Inventory and Canopy Assessment, PCEP

Attachment 2: Mountain View

Summary

Based on the Limited Tree Assessment (LTA) of the entire jurisdiction and a Tree Assessment (TA) of 202 trees, we estimated five hundred and seventy-five (575) trees in Mountain View had canopy intruding into the Project Area (Table MV-1). This included 284 trees that would be removed. The most common trees in Mountain View were acacia, eucalyptus, oak and coast redwood.

Table MV-1 – Summary of Mountain View Tree Estimates

| | LTA (MP 33.5-36.6) | TA (MP 35.7-37.5) | LTA (MP 36.7-37.5) | Total |
|-------------------------------------|-------------------------------|------------------------------|-------------------------------|--------------|
| Canopy in Project Area (acres) | 1.46 | 0.47 | 0.1 | 2.03 |
| Estimated Number of Trees to Remove | 117 | 159 | 8 | 284 |
| Estimated Number of Trees to Prune | 232 | 43 | 17 | 292 |
| Estimated Total Trees | 349 | 202 | 25 | 576 |

Tree Ordinance

The City of Mountain View protects oaks, redwoods, and cedars greater than 4" DBH and all trees greater than 15" (Municipal Code Chapter 32.25). Excessive pruning that is detrimental to the health of the tree is considered equivalent to removal.

Description of trees

The jurisdictional boundary between Palo Alto and Mountain View is complicated for the purpose of this survey. The jurisdictional boundary (according to USGS GIS data) runs along the Project Area boundary from mile post 33.5 to 33.8 before gradually sloping away from the Project Area by mile post 34.0. We have classified all trees south of mile post 33.6 as Mountain View, but there is some chance that many of the trees east side of the tracks should in fact be part of Palo Alto along the.

The most commonly encountered trees were acacia, eucalyptus, and oaks (Table MV-2).

Table MV-2 – Tree Taxa Encountered in Mountain View LTA and TA

| Common Name | Scientific Name | Estimated Percentage |
|--------------------|------------------------------|----------------------|
| Acacia | <i>Acacia sp.</i> | 16% |
| Tree of heaven | <i>Ailanthus altissima</i> | 2% |
| Eucalyptus | <i>Eucalyptus sp.</i> | 15% |
| Ash | <i>Fraxinus sp.</i> | 3% |
| Jacaranda | <i>Jacaranda mimosifolia</i> | 1% |
| Brisbane box | <i>Lophostemon confertus</i> | 4% |
| Olive | <i>Olea europaea</i> | 1% |
| Pine | <i>Pinus sp.</i> | 8% |
| Podocarpus | <i>Podocarpus sp.</i> | 3% |
| Fremont cottonwood | <i>Populus fremontii</i> | 1% |
| Oak | <i>Quercus sp.</i> | 14% |
| Pepper | <i>Schinus sp.</i> | 9% |
| Coast redwood | <i>Sequoia sempervirens</i> | 10% |
| Chinese elm | <i>Ulmus parvifolia</i> | 4% |

Tree Assessment (TA)

We assessed trees in Mountain View from South Shoreline Blvd. to the boundary with Sunnyvale primarily on the west side of the tracks. Trees in our field assessment area were landscaped city trees growing between the tracks and parking lots or Evelyn Ave. The major species present were London planes, crape myrtles, purple leaf plums, and coast redwood. Two hundred and two (202) trees had canopy intruding into the Project Area and 159 trees would be removed.

Replacement

The Mountain View Municipal Code Section 32.35 describes that conditions of approval for tree removal include requiring the replacement or placement of an additional tree or trees on the subject property or off-site to offset the loss of a tree, limbs, or encroachment into the drip line. The number, species, size and location of said replacement tree(s) is described as being determined by the Director upon recommendation of the City Arborist.

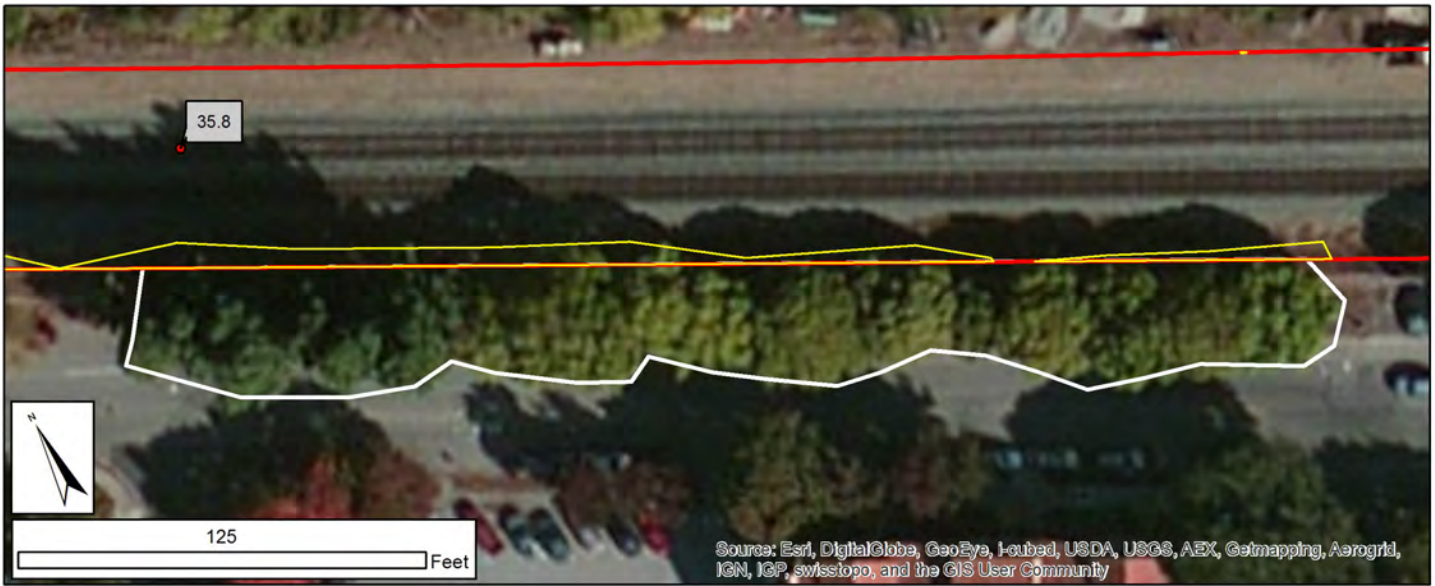
The Mountain View Municipal Code Section 32.39 also describes that for the purposes of replacement for trees removed, the method of valuation shall be the “Standards for Valuation of Amenity Trees” of the International Society of Arboriculture”. The current edition of that document is *Guide for Plant Appraisal*, 9th edition (International Society of Arboriculture, Champaign IL, 2000). This standard applies to trees removed with a permit which requires on-site or off-site replacement of similar value to the trees removed. As noted above, trees can have substantially different values because of their differences in size, species, and condition.

Exhibit MV-1: Map of Jurisdiction of Mountain View



HORT SCIENCE
 325 Ray Street
 Pleasanton, CA 94566
 925.484.0211

Exhibit MV-2: Detail View of Mountain View



Legend

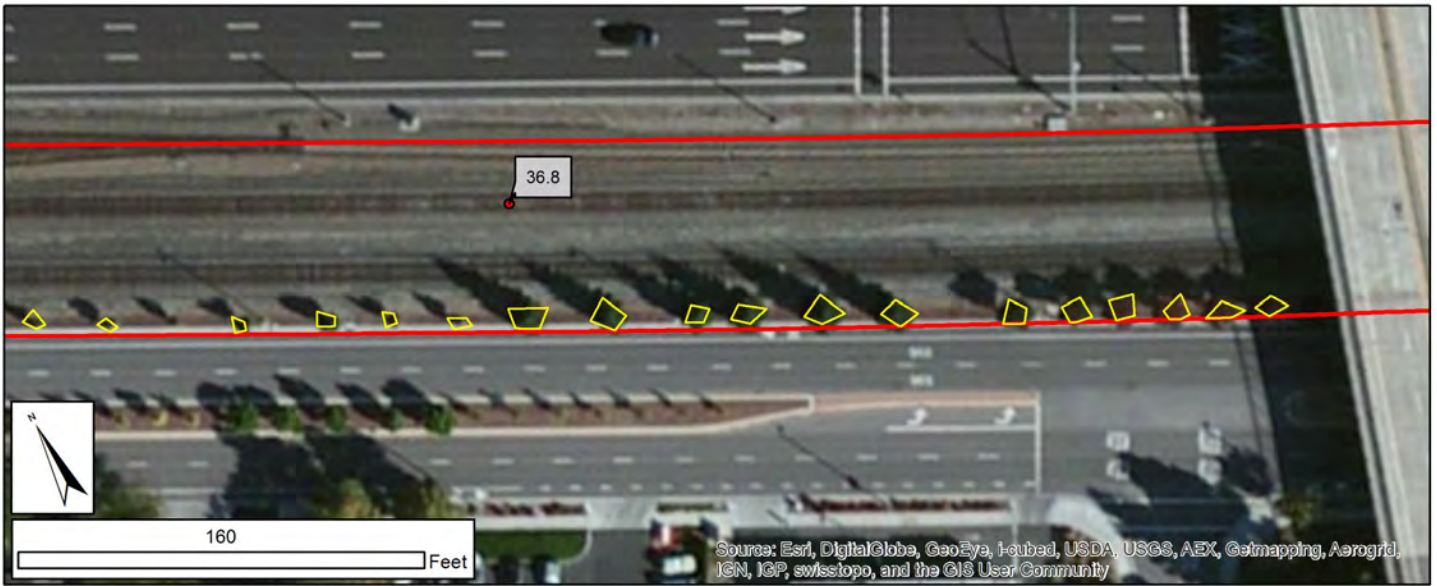
- Trees
- Mile Post
- Canopy Intrusion
- Non-Intruding Canopy
- Project Area



Project Area


A row of camphor trees along the fence separating a parking area and the railroad tracks to the north had canopy intruded into the Project Area. All of these trees would require pruning to remove 5-25% of the canopy. In this photo the fence was five feet outside of the Project Area.

Exhibit MV-3: Detail View of Mountain View



Legend

- Trees
- Mile Post
- Canopy Intrusion
- Non-Intruding Canopy
- Project Area



Project Area

A ginkgo on the left and redwoods on the right had trunks within the Project Area and would require removal. Redwoods larger than 4" in diameter are protected in Mountain View.

DRAFT Tree Inventory and Canopy Assessment, PCEP

Attachment 2: Sunnyvale

Summary

Based on a Limited Tree Assessment (LTA) and canopy analysis of the entire 3.7 miles of track in Sunnyvale and Tree Inventory (TI) of 489 trees, we estimated 915 trees would be impacted within Sunnyvale’s jurisdiction (Table S-1). Within the tree inventory, 349 trees would be removed. One hundred six (106) trees were protected by the city Sunnyvale.

Table S-1 – Summary of Sunnyvale Tree Estimates

| | LTA (MP 37.5-38.0) | TI (MP 38.0-38.9) | LTA (MP 38.6-41.5) | TI (MP 39.7-40.6) | Total |
|---|-----------------------|----------------------|-----------------------|----------------------|-------|
| Canopy in Project Area (acres) | 0.44 | 0.95 | 1.34 | 0.73 | 3.46 |
| Estimated Number of Trees to Remove | 35 | 300 | 107 | 55 | 497 |
| Estimated Number of Trees to Prune | 71 | 94 | 213 | 40 | 418 |
| Estimated Total Trees | 106 | 394 | 320 | 95 | 915 |
| Estimated Number of Protected Trees | N/A | 87 | N/A | 73 | N/A |
| Estimated Number of Trees on Private Property | N/A | 67 | N/A | 95 | N/A |
| Estimated Number of trees on Public Property | N/A | 1 | N/A | 0 | N/A |
| Estimated Number of Trees on ROW | N/A | 326 | N/A | 0 | N/A |

Tree Ordinance

The City of Sunnyvale protects all trees that are 12 inches in diameter at 54 inches above grade and multi-stem trees with a sum of diameters of 36 inches (Municipal Code Chapter 19.94). A tree is defined as any woody plant of 4 inches or greater diameter at 54 inches height.

Description of Trees

Sunnyvale’s stretch of track had areas of low and high canopy intrusion. In two of the densest areas we conducted a TI (described further below); in all other sections, we estimated species composition (Table S-2) and numbers from a LTA. Trees in Sunnyvale varied from small bush

like trees growing within the right-of-way to large trees on private property over-hanging the tracks, to nearly barren of vegetation.

Tree Inventory

Four hundred eighty-nine (489) trees had canopy within the Project Area from North Mary Ave to North Mathilda Ave. on the west side and N. Sunnyvale Ave. on the east side and from mile post 39.7 to 40.6 (west side only). Inventory data for each tree are provided in Attachment 3.

The northern Tree Inventory area was dominated by bottlebrush hedge (256 trees). Even though they have the appearance of shrubs, these trees were included in this assessment because they met Sunnyvale's definition of tree. This hedge bordered the west side of the tracks from North Mary Ave. to North Mathilda Ave. and was interspersed with compact myrtles and flax leafed paper bark. Besides bottlebrush, red ironbark (44), compact myrtle (22), glossy privet (17), and Flaxleaf paperbark (15) were common in Sunnyvale's Tree Inventory (Table S-3).

Except for along Evelyn Ave., many trees were on private property (162). Large sound walls protected these areas from the railroad tracks and blocked the arborist's view of the tree below the height of the wall. Where that occurred, we estimated the trunk diameter range based on the size of the canopy.

Replacement

Sunnyvale requires a 1:1 replacement with a 24"-box tree for every protected tree removed.

Table S-2 –Tree Taxa Identified in Sunnyvale LTA

| Common Name | Scientific Name | Estimated Percentage |
|--------------------|----------------------------------|-----------------------------|
| Acacia | <i>Acacia sp.</i> | 1% |
| Tree of heaven | <i>Ailanthus altissima</i> | 3% |
| Silk tree | <i>Albizia julibrissin</i> | 2% |
| Strawberry tree | <i>Arbutus unedo</i> | 1% |
| Deodar cedar | <i>Cedrus deodara</i> | 1% |
| Camphor | <i>Cinnamomum camphora</i> | 4% |
| Italian cypress | <i>Cupressus sempervirens</i> | 7% |
| Loquat | <i>Eriobotrya sp.</i> | 1% |
| Eucalyptus | <i>Eucalyptus sp.</i> | 1% |
| Australian willow | <i>Geijera parviflora</i> | 3% |
| Monterey cypress | <i>Hesperocyparis macrocarpa</i> | 1% |
| Black walnut | <i>Juglans hindsii</i> | 3% |
| Crape myrtle | <i>Lagerstroemia indica</i> | 6% |
| Glossy privet | <i>Ligustrum lucidum</i> | 1% |
| Sweetgum | <i>Liquidambar styraciflua</i> | 10% |
| Bottle brush | <i>Melaleuca citrina</i> | 14% |
| Melaleuca | <i>Melaleuca sp.</i> | 14% |
| London plane | <i>Platanus x hispanica</i> | 2% |
| Podocarpus | <i>Podocarpus sp.</i> | 2% |
| Pear | <i>Pyrus sp.</i> | 9% |
| Oak | <i>Quercus sp.</i> | 6% |
| Coast redwood | <i>Sequoia sempervirens</i> | 7% |
| Palm | <i>Washingtonia sp.</i> | 1% |

Table S-3: Estimated removal or pruning required and condition of trees in Sunnyvale's Tree Inventory.


| Common Name | Scientific Name | Pruning Required | | | Remove | | | Total |
|--------------------|--------------------------------------|------------------|-----------|-------|--------|-----------|-------|-------|
| | | Poor | Fair/Good | Total | Poor | Fair/Good | Total | |
| Blackwood acacia | <i>Acacia melanoxylon</i> | 1 | 1 | 2 | 1 | 7 | 8 | 10 |
| River She-Oak | <i>Casuarina cunninghamiana</i> | 2 | - | 2 | 1 | - | 1 | 3 |
| Deodar cedar | <i>Cedrus deodara</i> | - | 6 | 6 | - | 7 | 7 | 13 |
| Hackberry | <i>Celtis australis</i> | - | 7 | 7 | - | 3 | 3 | 10 |
| Carrot wood | <i>Cupaniopsis anacardioides</i> | - | 1 | 1 | - | - | - | 1 |
| Italian cypress | <i>Cupressus sempervirens</i> | - | - | - | 1 | - | 1 | 1 |
| Hopseed | <i>Dodonaea viscosa</i> | 1 | - | 1 | - | - | - | 1 |
| Silver dollar gum | <i>Eucalyptus polyanthemos</i> | - | 1 | 1 | - | 3 | 3 | 4 |
| Swamp mahogany | <i>Eucalyptus robusta</i> | - | - | - | - | 2 | 2 | 2 |
| Red iron bark | <i>Eucalyptus sideroxylon</i> | - | 42 | 42 | - | 2 | 2 | 44 |
| Evergreen ash | <i>Fraxinus uhdei</i> | - | 1 | 1 | - | - | - | 1 |
| Hollywood juniper | <i>Juniperus chinensis</i> | - | 1 | 1 | - | 1 | 1 | 2 |
| Crape myrtle | <i>Lagerstroemia indica</i> | - | - | - | - | 4 | 4 | 4 |
| Glossy privet | <i>Ligustrum lucidum</i> | 1 | 5 | 6 | 3 | 8 | 11 | 17 |
| Brisbane box | <i>Lophostemon confertus</i> | 2 | 3 | 5 | - | 1 | 1 | 6 |
| Flaxleaf paperbark | <i>Melaleuca linariifolia</i> | - | 10 | 10 | - | 5 | 5 | 15 |
| Bottlebrush | <i>Melaleuca viminalis</i> | - | 11 | 11 | - | 245 | 245 | 256 |
| Myporum | <i>Myporum sp.</i> | 2 | - | 2 | - | - | - | 2 |
| Compact myrtle | <i>Myrtus communis</i> 'Compacta' | - | 11 | 11 | - | 11 | 11 | 22 |
| Photinia | <i>Photinia sp.</i> | - | - | - | 2 | - | 2 | 2 |
| Canary Island pine | <i>Pinus canariensis</i> | - | 11 | 11 | - | - | - | 11 |
| Monterey pine | <i>Pinus radiata</i> | - | 1 | 1 | - | 13 | 13 | 14 |
| London plane | <i>Platanus x hispanica</i> | - | - | - | - | 2 | 2 | 2 |

| Common Name | Scientific Name | Pruning Required | | | Remove | | | Total |
|--------------------|--------------------------------|-------------------------|------------------|--------------|---------------|------------------|--------------|--------------|
| | | Poor | Fair/Good | Total | Poor | Fair/Good | Total | |
| Yew pine | <i>Podocarpus macrophyllus</i> | - | 2 | 2 | - | 2 | 2 | 4 |
| Lombardy poplar | <i>Populus nigra 'Italica'</i> | - | 1 | 1 | - | - | - | 1 |
| Purple leaf plum | <i>Prunus cerasifera</i> | 2 | - | 2 | - | 3 | 3 | 5 |
| Callery pear | <i>Pyrus calleryana</i> | 1 | 4 | 5 | - | 6 | 6 | 11 |
| Coast Live Oak | <i>Quercus agrifolia</i> | 1 | 1 | 2 | - | - | - | 2 |
| Holly Oak | <i>Quercus ilex</i> | - | 1 | 1 | - | - | - | 1 |
| African sumac | <i>Rhus lancea</i> | - | - | - | - | 1 | 1 | 1 |
| California pepper | <i>Schinus molle</i> | - | 1 | 1 | - | - | - | 1 |
| Coast Redwood | <i>Sequoia sempervirens</i> | - | 1 | 1 | - | 9 | 9 | 10 |
| Chinese elm | <i>Ulmus parvifolia</i> | - | 1 | 1 | - | - | - | 1 |
| Mexican fan palm | <i>Washingtonia robusta</i> | - | 3 | 3 | - | 5 | 5 | 8 |
| Shiny Xylosma | <i>Xylosma congesta</i> | - | - | - | - | 1 | 1 | 1 |
| Grand Total | | 13 | 127 | 140 | 8 | 341 | 349 | 489 |
| | | 2.7% | 26.0% | 28.6% | 1.6% | 69.7% | 71.4% | |

Exhibit S-1: Map of Jurisdiction of Sunnyvale



Exhibit S-2: Detail View of S-93-E



Legend

- Trees
- Mile Post
- Canopy Intrusion
- Non-Intruding Canopy
- Project Area

| | |
|-------------------------------|----------------|
| Tree ID Number | S-93-E |
| Trunk Diameter | 36-41" |
| Multi-Stem? | Yes |
| Species | Coast Live Oak |
| Protected by Jurisdiction? | Yes |
| Trunk in Project Area? | No |
| Trunk distance to track | N/A |
| Distance from canopy to track | 14-18' |
| Remove tree? | No |
| Tree location | ROW |



Project Area

Tree S-93-E was a large coast live oak with less than 25% of the canopy extending into the Project Area.


Exhibit S-3: Detail View of S-141-W



Legend

- Trees
- Mile Post
- Canopy Intrusion
- Non-Intruding Canopy
- Project Area

| | |
|-------------------------------|----------------|
| Tree ID Number | S-141-W |
| Trunk Diameter | 04-11" |
| Multi-Stem? | No |
| Species | Coast Live Oak |
| Protected by Jurisdiction? | No |
| Trunk in Project Area | Yes |
| Trunk distance to track | 19-24' |
| Distance from canopy to track | N/A |
| Remove tree? | Yes |
| Location | ROW |



The south side of the Right-Of-Way from N. Bernardo Ave. to S. Mathilda Ave. (mile marker 37.5-38.6) was lined with bottlebrush pruned into hedges interspersed with larger trees. In the photo above, S-141-W (orange arrow) was a young coast live oak within the hedge of bottlebrush. The line of trees at the edge of Evelyn Ave. mostly had trunks within the Project Area and would require removal.

DRAFT Tree Inventory and Canopy Assessment, PCEP

Attachment 2: Santa Clara

Summary

Based on a Limited Tree Assessment (LTA) of the entire jurisdiction, our model predicted 287 trees had canopy in the Project Area. Ninety-six (96) trees would be removed. The most common species in Santa Clara were coast redwood, tree of heaven and eucalyptus.

Table Sa-1 – Summary of Santa Clara Tree Estimates

| | LTA (MP 40.8-45.3) |
|-------------------------------------|-------------------------------|
| Canopy in Project Area (acres) | 1.2 |
| Estimated Number of Trees to Remove | 96 |
| Estimated Number of Trees to Prune | 191 |
| Estimated Total Trees | 287 |

Tree Ordinance

The City of Santa Clara protects all healthy cedar, redwood, oak, olive, bay laurel and pepper trees of any size and all other trees 12” and greater at 48” above grade (General Land Use Policy 5.3.1).

Description of Trees

Santa Clara had a moderate density of trees with the model predicting 287 trees with canopy intruding into the Project Area. Ninety-six (96) of these trees required removal. The most common species in Santa Clara were coast redwood, tree of heaven and eucalyptus (Table Sa-2).

Tree Replacement

Mitigation for trees that are removed is determined by the City Arborist.

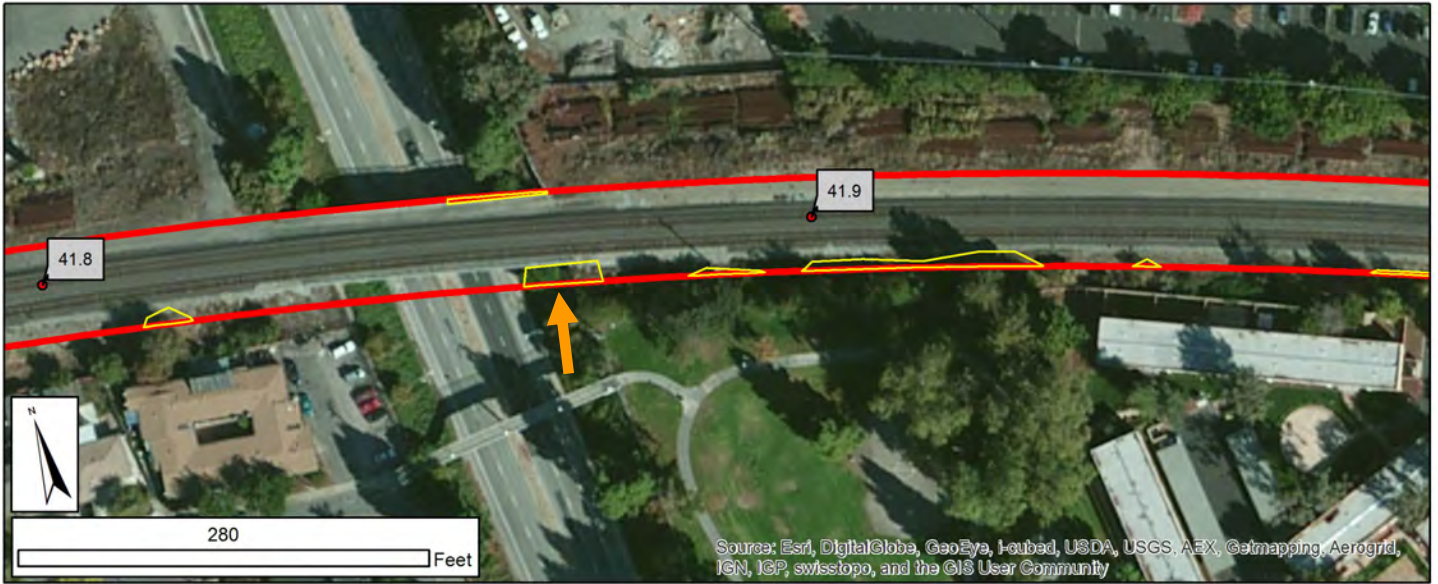
Table Sa-2 –Tree Taxa Identified in Santa Clara LTA

| Common Name | Scientific Name | Estimated Percentage |
|--------------------|-------------------------------|-----------------------------|
| Tree of heaven | <i>Ailanthus altissima</i> | 18% |
| Madrone | <i>Arbutus menziesii</i> | 2% |
| She-oak | <i>Casuarina sp.</i> | 2% |
| Italian cypress | <i>Cupressus sempervirens</i> | 3% |
| Eucalyptus | <i>Eucalyptus sp.</i> | 10% |
| Ash | <i>Fraxinus sp.</i> | 1% |
| Black walnut | <i>Juglans hindsii</i> | 7% |
| English walnut | <i>Juglans regia</i> | 1% |
| Crape myrtle | <i>Lagerstroemia indica</i> | 2% |
| Glossy privet | <i>Ligustrum lucidum</i> | 1% |
| Pine | <i>Pinus sp.</i> | 7% |
| Pittosporum | <i>Pittosporum sp.</i> | 2% |
| Fruit | <i>Prunus sp.</i> | 3% |
| Pear | <i>Pyrus sp.</i> | 1% |
| Oak | <i>Quercus sp.</i> | 7% |
| Pepper | <i>Schinus sp.</i> | 2% |
| Coast redwood | <i>Sequoia sempervirens</i> | 22% |
| Elm | <i>Ulmus sp.</i> | 2% |
| Palm | <i>Washingtonia sp.</i> | 6% |

Exhibit Sa-1: Map of Jurisdiction of Santa Clara



Exhibit Sa-2: Detail View of Santa Clara



Legend

- Trees
- Mile Post
- Canopy Intrusion
- Non-Intruding Canopy
- Project Area



Project Area

Much of the vegetation visible in the Santa Clara canopy analysis was brush, as illustrated in the rectangle (orange arrow) at the south eastern side of Bowers street on the aerial photo above. These shrubs are not subject to City of Santa Clara’s tree ordinance.

The above photo shows an area of a small amount of pruning required to provide clearance. Across Bowers Street some canopy from several trees intruded into the Project Area and would need to be pruned.

DRAFT Tree Inventory and Canopy Assessment, PCEP

Attachment 2: San Jose

Summary

Through Limited Tree Assessment (LTA), our model predicted 467 trees would have canopy within the Project Area, including 96 trees requiring removal (Table SJ-1). The most common species in San Jose were Jacaranda, Brisbane box, coast redwood, and tree of heaven.

Table SJ-2 – Summary of San Jose Tree Estimates

| | LTA (MP 45.3-52.0) |
|-------------------------------------|-------------------------------|
| Canopy in Project Area (acres) | 1.95 |
| Estimated Number of Trees to Remove | 157 |
| Estimated Number of Trees to Prune | 310 |
| Estimated Total Trees | 467 |

Tree Ordinance

The City of San Jose protects all trees 18” or greater at 24” above grade within its jurisdiction (Ordinance Chapter 13.32).

Description of Trees

The City of San Jose had moderate tree density throughout most of its jurisdiction, with large stretches of very few trees (such as mile post 51-52). Our work ended at mile post 52 as outlined in our original Project Area. From the canopy analysis, we estimated 467 trees would have canopy within the Project Area, including 96 trees requiring removal. San Jose was the jurisdiction with the highest number of trees for which we did not conduct a Tree Inventory. Because the jurisdiction was large, with a moderate tree density tree numbers were high, but no areas of San Jose had tree densities similar to Atherton, Menlo Park and Palo Alto. San Jose’s urban forest was diverse with only Jacaranda comprising more than 10% of the population. The most commonly encountered species were jacaranda, Brisbane box, coast redwood, and Tree of heaven (Table SJ-2).

Table SJ-2 – Tree Taxa Encountered in San Jose LTA

| Common Name | Scientific Name | Estimated Percentage |
|--------------------|---------------------------------------|-----------------------------|
| Box elder | <i>Acer negundo</i> | 1% |
| Tree of heaven | <i>Ailanthus altissima</i> | 6% |
| Deodar cedar | <i>Cedrus deodara</i> | 1% |
| Jacaranda | <i>Jacaranda mimosifolia</i> | 13% |
| Black walnut | <i>Juglans hindsii</i> | 5% |
| Glossy privet | <i>Ligustrum lucidum</i> | 1% |
| Brisbane box | <i>Lophostemon confertus</i> | 7% |
| Palm | <i>Phoenix sp. or Washintonia sp.</i> | 2% |
| Pine | <i>Pinus sp.</i> | 5% |
| Pistache | <i>Pistacia sp.</i> | 1% |
| London plane | <i>Platanus x hispanica</i> | 5% |
| Lombardy poplar | <i>Populus nigra 'Italica'</i> | 1% |
| Pear | <i>Pyrus sp.</i> | 1% |
| Oak | <i>Quercus sp.</i> | 4% |
| Willow | <i>Salix sp.</i> | 2% |
| Elderberry | <i>Sambucus sp.</i> | 1% |
| Pepper | <i>Schinus sp.</i> | 1% |
| Coast redwood | <i>Sequoia sempervirens</i> | 7% |
| Elm | <i>Ulnus sp.</i> | 1% |

Exhibit SJ-1: Map of Jurisdiction of San Jose

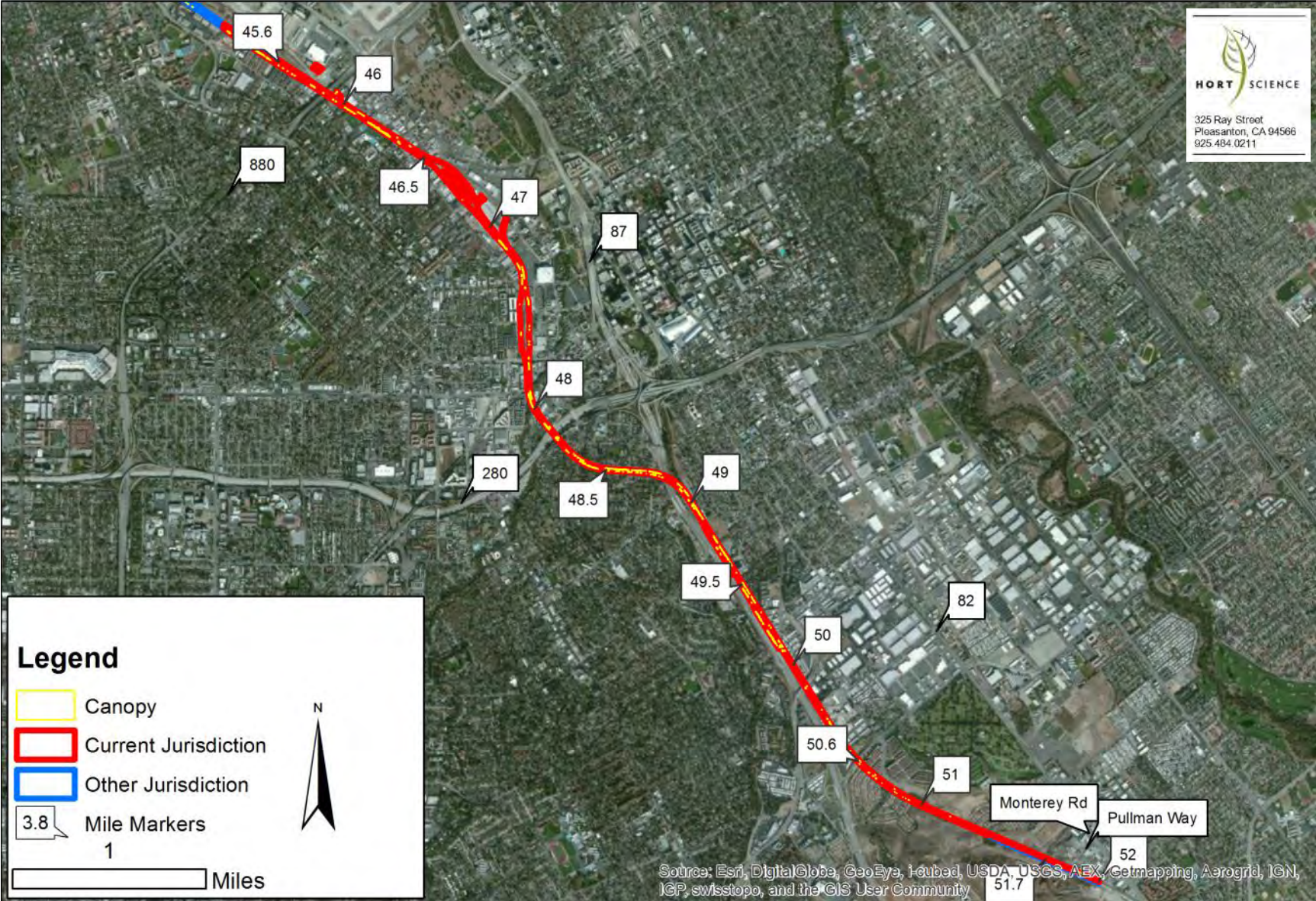


Exhibit SJ-2: Detail View of San Jose



Legend

- Trees
- Mile Post
- Canopy Intrusion
- Non-Intruding Canopy
- Project Area



Project Area

A line of eucalyptus bordered the Project Area in San Jose near mile post 49.5. A few trees had canopy intruding into the Project Area and would require pruning. None of these trees should require sufficient pruning to require removal.

DRAFT Tree Inventory and Canopy Assessment, PCEP
Attachment 2: Unincorporated 3, Santa Clara County

Summary

No canopy intruded into the Project Area in Unincorporated Santa Clara County.

Exhibit U3-1: Map of Jurisdiction of Unincorporated Santa Clara County





Attachment 3

Tree Inventory



DRAFT Tree Inventory and Canopy Assessment
Peninsula Corridor Electrification Project
February 2014



DRAFT Tree Inventory and Canopy Assessment, PCEP
Attachment 3

Table of Contents

| | Page |
|---------------------------------|-------------|
| Atherton | A3-3 |
| Burlingame | A3-14 |
| Menlo Park | A3-26 |
| Palo Alto | A3-49 |
| Sunnyvale | A3-67 |
| Unincorporated San Mateo County | A3-84 |

Tree Inventory Terms

At the time the Tree Inventory was conducted, the Project Area was defined as 29 feet from the centerline of the outside track. The Tree Inventory data includes 2,672 trees. The Project Area was subsequently reduced to 24 feet, which required making some adjustments to the data, and reduced the number of trees within the Project Area to

For a description of the methods employed in the Tree Inventory, refer to the main document, pages 6-9.

Tree ID – Each tree was assigned a unique identifier that has three sections. First is a jurisdiction code (A-Atherton, B-Burlingame, MP- Menlo Park, PA- Palo Alto, S- Sunnyvale, U2 – Unincorporated San Mateo County). Second is a number running from north to south. Third is the side of the tracks. For example, tree A-1-E is the northern-most tree on the east side of the tracks in Atherton.

Common Name – The common name of the tree. Refer to Attachment 4 for a list of scientific names.

DBH – Trunk diameter in inches at 54 inches above grade (DBH), expressed in categories: 6-11”, 12-17”, 18-23”, 24-30”, 30-35”, 36-41”, 42”+.

Ptd. – Is tree protected by local ordinance (yes/no)? See Attachment 1 for a description of the tree protection requirements for each jurisdiction

Cond. – Condition rating. A five point system of classifying tree health and structure: 1-very poor, 2-poor, 3-fair, 4-good, 5-excellent.

Trunk to Rail – The distance in feet from the trunk to the centerline of the outside track, in the following categories: 4-8', 9-13-, 14-18', 19-24', 24-19' .

Canopy to Rail – If the trunk was farther than 29' from the centerline of the rail, the distance from the edge of the canopy to the centerline of the outside track was measured and categorized as: 4-8', 9-13-, 14-18', 19-24', 24-19'.

Impact – Will the tree require pruning or removal due to the project (yes/no)?

Remove – Will the tree require removal due to the project? Because of the change in Project Area after the completion of field work, we estimated that trees 24-29' distance from the centerline of the track group had a 25% probability of being removed.

Location – Whether the tree appeared to the assessors to be on private, public or ROW property.

Lat. – Latitude – the location of the tree in decimal degrees.

Long. – Longitude – the location of the tree in decimal degrees.

Tree Inventory



| Tree ID | Common Name | DBH | Ptd. | Cond. | Trunk to Rail | Canopy to Rail | Impact | Remove | Location | Lat. | Long. |
|---------|------------------|----------------|------|-------|---------------|----------------|--------|--------|----------|-----------|------------|
| A-1-E | Coast Live Oak | 18-23" | Yes | 4 | 24-29' | - | Yes | 25% | Private | 37.467517 | -122.20226 |
| A-2-E | Coast Live Oak | 24-30" | Yes | 3 | 24-29' | - | Yes | 25% | Private | 37.467454 | -122.20216 |
| A-3-E | Compact blue gum | 12-17" | Yes | 2 | 24-29' | - | Yes | 25% | Private | 37.467332 | -122.20197 |
| A-4-E | Compact blue gum | 12-17" | Yes | 2 | 24-29' | - | Yes | 25% | Private | 37.467323 | -122.20195 |
| A-5-E | Compact blue gum | 12-17" | Yes | 2 | 24-29' | - | Yes | 25% | Private | 37.467313 | -122.20194 |
| A-6-E | Compact blue gum | 12-17" | Yes | 2 | 24-29' | - | Yes | 25% | Private | 37.467305 | -122.20193 |
| A-7-E | Compact blue gum | 12-17" | Yes | 2 | 24-29' | - | Yes | 25% | Private | 37.467297 | -122.20191 |
| A-8-E | Compact blue gum | 12-17" | Yes | 2 | 24-29' | - | Yes | 25% | Private | 37.467288 | -122.2019 |
| A-9-E | Compact blue gum | 12-17" | Yes | 2 | 24-29' | - | Yes | 25% | Private | 37.467276 | -122.20188 |
| A-10-E | Compact blue gum | 12-17" | Yes | 2 | 24-29' | - | Yes | 25% | Private | 37.467263 | -122.20186 |
| A-11-E | Compact blue gum | 12-17" | Yes | 2 | 24-29' | - | Yes | 25% | Private | 37.467244 | -122.20183 |
| A-12-E | Compact blue gum | 12-17" | Yes | 2 | 24-29' | - | Yes | 25% | Private | 37.46723 | -122.20181 |
| A-13-E | Compact blue gum | 12-17" | Yes | 2 | 24-29' | - | Yes | 25% | Private | 37.467218 | -122.20179 |
| A-14-E | Compact blue gum | 12-17" | Yes | 2 | 24-29' | - | Yes | 25% | Private | 37.467203 | -122.20177 |
| A-15-E | Compact blue gum | 12-17" | Yes | 2 | 24-29' | - | Yes | 25% | Private | 37.467188 | -122.20174 |
| A-16-E | Compact blue gum | 12-17" | Yes | 2 | 24-29' | - | Yes | 25% | Private | 37.467173 | -122.20172 |
| A-17-E | Compact blue gum | 12-17" | Yes | 2 | 24-29' | - | Yes | 25% | Private | 37.467161 | -122.2017 |
| A-18-E | Compact blue gum | 12-17" | Yes | 2 | 24-29' | - | Yes | 25% | Private | 37.467145 | -122.20167 |
| A-19-E | Compact blue gum | 12-17" | Yes | 2 | 24-29' | - | Yes | 25% | Private | 37.467132 | -122.20165 |
| A-20-E | Compact blue gum | 12-17" | Yes | 2 | 24-29' | - | Yes | 25% | Private | 37.467118 | -122.20163 |
| A-21-E | Swamp mahogany | 24-30" | Yes | 2 | - | 14-18' | Yes | No | Private | 37.467077 | -122.20153 |
| A-22-E | Swamp mahogany | 12-17" | No | 2 | 24-29' | - | Yes | 25% | Private | 37.467059 | -122.20153 |
| A-23-E | Valley oak | 18-23" | Yes | 3 | - | 19-24' | Yes | No | Private | 37.467012 | -122.20139 |
| A-24-E | Monterey pine | 36-41" | Yes | 3 | - | 24-29' | No | No | Private | 37.466941 | -122.20128 |
| A-25-E | Monterey pine | 30-35" | Yes | 2 | - | 19-24' | Yes | No | Private | 37.466897 | -122.20122 |
| A-26-E | Monterey pine | 12-17" | No | 2 | - | 19-24' | Yes | No | Private | 37.466882 | -122.20119 |
| A-27-E | Monterey pine | 12-17" | No | 2 | - | 19-24' | Yes | No | Private | 37.466868 | -122.20118 |
| A-28-E | Monterey pine | 24-30" | Yes | 3 | - | 19-24' | Yes | No | Private | 37.466857 | -122.20116 |
| A-29-E | Monterey pine | 24-30" | Yes | 3 | - | 19-24' | Yes | No | Private | 37.466833 | -122.20111 |
| A-30-E | Coast Live Oak | 06-11" | No | 3 | 24-29' | - | Yes | 25% | ROW | 37.466795 | -122.2011 |
| A-31-E | Monterey pine | 42" or greater | Yes | 3 | - | 19-24' | Yes | No | Private | 37.466791 | -122.20105 |
| A-32-E | Coast Live Oak | 06-11" | No | 3 | 24-29' | - | Yes | 25% | Private | 37.466765 | -122.20105 |

Tree Inventory



| Tree ID | Common Name | DBH | Ptd. | Cond. | Trunk to Rail | Canopy to Rail | Impact | Remove | Location | Lat. | Long. |
|---------|--------------------|----------------|------|-------|---------------|----------------|--------|--------|----------|-----------|------------|
| A-33-E | Monterey pine | 42" or greater | Yes | 3 | - | 19-24' | Yes | No | Private | 37.466756 | -122.201 |
| A-34-E | Compact blue gum | 30-35" | Yes | 3 | 24-29' | - | Yes | 25% | Private | 37.466733 | -122.20099 |
| A-35-E | Compact blue gum | 18-23" | Yes | 3 | - | 19-24' | Yes | No | Private | 37.466716 | -122.20094 |
| A-36-E | Compact blue gum | 36-41" | Yes | 4 | 24-29' | - | Yes | 25% | Private | 37.466688 | -122.20093 |
| A-37-E | Compact blue gum | 42" or greater | Yes | 3 | 24-29' | - | Yes | 25% | Private | 37.466675 | -122.2009 |
| A-38-E | Compact blue gum | 42" or greater | Yes | 3 | - | 14-18' | Yes | No | Private | 37.466594 | -122.20075 |
| A-39-E | Compact blue gum | 12-17" | Yes | 3 | 24-29' | - | Yes | 25% | Private | 37.466562 | -122.20072 |
| A-40-E | Compact blue gum | 30-35" | Yes | 3 | 24-29' | - | Yes | 25% | Private | 37.466496 | -122.20062 |
| A-41-E | Blue gum | 18-23" | Yes | 3 | - | 19-24' | Yes | No | Private | 37.466413 | -122.20043 |
| A-42-E | Monterey pine | 12-17" | No | 2 | - | 14-18' | Yes | No | Private | 37.46635 | -122.20034 |
| A-43-E | Monterey pine | 36-41" | Yes | 3 | - | 09-13' | Yes | No | Private | 37.466335 | -122.20031 |
| A-44-E | Compact blue gum | 12-17" | Yes | 3 | 24-29' | - | Yes | 25% | Private | 37.466295 | -122.20029 |
| A-45-E | Compact blue gum | 42" or greater | Yes | 3 | - | 09-13' | Yes | No | Private | 37.466271 | -122.20022 |
| A-46-E | Canary Island palm | 12-17" | No | 3 | - | 19-24' | Yes | No | Private | 37.466243 | -122.20017 |
| A-47-E | Compact blue gum | 06-11" | No | 3 | - | 24-29' | No | No | Private | 37.466226 | -122.20016 |
| A-48-E | Valley oak | 24-30" | Yes | 4 | 24-29' | - | Yes | 25% | Private | 37.466193 | -122.20016 |
| A-49-E | Valley oak | 06-11" | No | 1 | 19-24' | - | Yes | Yes | Private | 37.46617 | -122.2001 |
| A-50-E | Coast Live Oak | 18-23" | Yes | 4 | 19-24' | - | Yes | Yes | Private | 37.466136 | -122.20003 |
| A-51-E | Coast Live Oak | 06-11" | No | 3 | 19-24' | - | Yes | Yes | ROW | 37.466039 | -122.19992 |
| A-52-E | Coast Live Oak | 06-11" | No | 1 | 19-24' | - | Yes | Yes | Private | 37.466028 | -122.19989 |
| A-53-E | Coast Live Oak | 18-23" | Yes | 3 | 19-24' | - | Yes | Yes | Private | 37.465957 | -122.19977 |
| A-54-E | Coast Live Oak | 18-23" | Yes | 3 | 19-24' | - | Yes | Yes | Private | 37.465892 | -122.19967 |
| A-55-E | Coast Live Oak | 18-23" | No | 3 | 19-24' | - | Yes | Yes | Private | 37.465795 | -122.19949 |
| A-56-E | Tree of Heaven | 06-11" | No | 2 | 19-24' | - | Yes | Yes | Private | 37.465737 | -122.19941 |
| A-57-E | Tree of Heaven | 06-11" | No | 2 | 19-24' | - | Yes | Yes | Private | 37.465708 | -122.19935 |
| A-58-E | Tree of Heaven | 06-11" | No | 1 | 19-24' | - | Yes | Yes | Private | 37.465684 | -122.19934 |
| A-59-E | Tree of Heaven | 12-17" | No | 1 | 19-24' | - | Yes | Yes | Private | 37.465681 | -122.19932 |
| A-60-E | Tree of Heaven | 06-11" | No | 2 | 19-24' | - | Yes | Yes | Private | 37.465659 | -122.19929 |
| A-61-E | Tree of Heaven | 12-17" | No | 2 | 24-29' | - | Yes | 25% | Private | 37.465649 | -122.19926 |

Tree Inventory



| Tree ID | Common Name | DBH | Ptd. | Cond. | Trunk to Rail | Canopy to Rail | Impact | Remove | Location | Lat. | Long. |
|---------|----------------|--------|------|-------|---------------|----------------|--------|--------|----------|-----------|------------|
| A-62-E | Tree of Heaven | 06-11" | No | 2 | 19-24' | - | Yes | Yes | Private | 37.465626 | -122.19926 |
| A-63-E | Tree of Heaven | 06-11" | No | 1 | 19-24' | - | Yes | Yes | Private | 37.465619 | -122.19923 |
| A-64-E | Tree of Heaven | 12-17" | No | 2 | 19-24' | - | Yes | Yes | Private | 37.465617 | -122.19922 |
| A-65-E | Tree of Heaven | 06-11" | No | 2 | 24-29' | - | Yes | 25% | Private | 37.465622 | -122.19919 |
| A-66-E | Monterey pine | 24-30" | Yes | 2 | 19-24' | - | Yes | Yes | Private | 37.465604 | -122.19919 |
| A-67-E | Tree of Heaven | 06-11" | No | 1 | 19-24' | - | Yes | Yes | Private | 37.465587 | -122.19918 |
| A-68-E | Monterey pine | 36-41" | Yes | 2 | 24-29' | - | Yes | 25% | Private | 37.465584 | -122.19916 |
| A-69-E | Tree of Heaven | 06-11" | No | 1 | 19-24' | - | Yes | Yes | Private | 37.465563 | -122.19914 |
| A-70-E | Tree of Heaven | 06-11" | No | 1 | 19-24' | - | Yes | Yes | Private | 37.465549 | -122.19913 |
| A-71-E | Tree of Heaven | 18-23" | No | 2 | 24-29' | - | Yes | 25% | Private | 37.465554 | -122.19912 |
| A-72-E | Tree of Heaven | 06-11" | No | 2 | 24-29' | - | Yes | 25% | Private | 37.465558 | -122.1991 |
| A-73-E | Monterey pine | 36-41" | Yes | 3 | 24-29' | - | Yes | 25% | Private | 37.465538 | -122.19908 |
| A-74-E | Tree of Heaven | 06-11" | No | 2 | - | 09-13' | Yes | No | Private | 37.465547 | -122.19905 |
| A-75-E | Tree of Heaven | 06-11" | No | 2 | 19-24' | - | Yes | Yes | Private | 37.465531 | -122.19905 |
| A-76-E | Tree of Heaven | 06-11" | No | 1 | 19-24' | - | Yes | Yes | Private | 37.465511 | -122.19906 |
| A-77-E | Tree of Heaven | 12-17" | No | 2 | 24-29' | - | Yes | 25% | Private | 37.465512 | -122.19903 |
| A-78-E | Tree of Heaven | 06-11" | No | 2 | - | 19-24' | Yes | No | Private | 37.465523 | -122.19901 |
| A-79-E | Tree of Heaven | 06-11" | No | 2 | - | 19-24' | Yes | No | Private | 37.465504 | -122.19898 |
| A-80-E | Tree of Heaven | 06-11" | No | 1 | - | 14-18' | Yes | No | Private | 37.465494 | -122.19897 |
| A-81-E | Monterey pine | 36-41" | Yes | 3 | 24-29' | - | Yes | 25% | Private | 37.465471 | -122.19896 |
| A-82-E | Tree of Heaven | 06-11" | No | 1 | 19-24' | - | Yes | Yes | Private | 37.465445 | -122.19896 |
| A-83-E | Tree of Heaven | 06-11" | No | 2 | 19-24' | - | Yes | Yes | Private | 37.465433 | -122.19892 |
| A-84-E | Tree of Heaven | 12-17" | No | 2 | - | 19-24' | Yes | No | Private | 37.465442 | -122.19889 |
| A-85-E | Tree of Heaven | 06-11" | No | 2 | 19-24' | - | Yes | Yes | Private | 37.465393 | -122.19886 |
| A-86-E | Monterey pine | 30-35" | No | 3 | 24-29' | - | Yes | 25% | Private | 37.465389 | -122.19883 |
| A-87-E | Monterey pine | 30-35" | No | 2 | 24-29' | - | Yes | 25% | Private | 37.465364 | -122.19879 |
| A-88-E | Tree of Heaven | 06-11" | No | 2 | 24-29' | - | Yes | 25% | Private | 37.465356 | -122.19878 |
| A-89-E | Tree of Heaven | 06-11" | No | 2 | 24-29' | - | Yes | 25% | Private | 37.465353 | -122.19878 |
| A-90-E | Tree of Heaven | 06-11" | No | 2 | 24-29' | - | Yes | 25% | Private | 37.465349 | -122.19877 |
| A-91-E | Coast Live Oak | 06-11" | No | 2 | 19-24' | - | Yes | Yes | Private | 37.465323 | -122.19877 |
| A-92-E | Monterey pine | 30-35" | Yes | 2 | 24-29' | - | Yes | 25% | Private | 37.465322 | -122.19873 |
| A-93-E | Bailey acacia | 06-11" | No | 2 | 19-24' | - | Yes | Yes | Private | 37.465296 | -122.19873 |

Tree Inventory



| Tree ID | Common Name | DBH | Ptd. | Cond. | Trunk to Rail | Canopy to Rail | Impact | Remove | Location | Lat. | Long. |
|---------|------------------|----------------|------|-------|---------------|----------------|--------|--------|----------|-----------|------------|
| A-94-E | Bailey acacia | 06-11" | No | 2 | 19-24' | - | Yes | Yes | Private | 37.465281 | -122.19871 |
| A-95-E | Monterey pine | 18-23" | Yes | 3 | 24-29' | - | Yes | 25% | Private | 37.465307 | -122.19869 |
| A-96-E | Bailey acacia | 06-11" | No | 3 | - | 24-29' | No | No | Private | 37.46531 | -122.19868 |
| A-97-E | Monterey pine | 36-41" | Yes | 2 | 24-29' | - | Yes | 25% | Private | 37.465233 | -122.19857 |
| A-98-E | Pittosporum sp. | 06-11" | No | 3 | - | 24-29' | No | No | Private | 37.465229 | -122.19856 |
| A-99-E | Monterey pine | 30-35" | Yes | 2 | 19-24' | - | Yes | Yes | Private | 37.465184 | -122.19852 |
| A-100-E | Glossy privet | 06-11" | No | 3 | 24-29' | - | Yes | 25% | Private | 37.465174 | -122.19849 |
| A-101-E | Monterey pine | 36-41" | Yes | 1 | 24-29' | - | Yes | 25% | Private | 37.465151 | -122.19844 |
| A-102-E | Glossy privet | 12-17" | No | 3 | 24-29' | - | Yes | 25% | Private | 37.465121 | -122.1984 |
| A-103-E | Valley oak | 36-41" | Yes | 3 | - | 14-18' | Yes | No | Private | 37.465091 | -122.19832 |
| A-104-E | Bailey acacia | 06-11" | No | 3 | - | 04-08' | Yes | No | Private | 37.465063 | -122.19828 |
| A-105-E | Bailey acacia | 06-11" | No | 3 | 24-29' | - | Yes | 25% | Private | 37.465013 | -122.19825 |
| A-106-E | Coast Redwood | 12-17" | No | 3 | 24-29' | - | Yes | 25% | Private | 37.46491 | -122.19808 |
| A-107-E | Coast Redwood | 12-17" | No | 3 | 24-29' | - | Yes | 25% | Private | 37.464907 | -122.19806 |
| A-108-E | Blue gum | 30-35" | Yes | 4 | 19-24' | - | Yes | Yes | Private | 37.464859 | -122.198 |
| A-109-E | Monterey pine | 06-11" | No | 4 | - | 04-08' | Yes | No | Private | 37.464834 | -122.19791 |
| A-110-E | Blue gum | 42" or greater | Yes | 4 | - | 04-08' | Yes | No | Private | 37.46481 | -122.19786 |
| A-111-E | Coast Redwood | 06-11" | No | 5 | 24-29' | - | Yes | 25% | Private | 37.464772 | -122.19784 |
| A-112-E | Coast Redwood | 06-11" | No | 5 | 24-29' | - | Yes | 25% | Private | 37.464746 | -122.19781 |
| A-113-E | Coast Redwood | 06-11" | No | 5 | 24-29' | - | Yes | 25% | Private | 37.464734 | -122.19779 |
| A-114-E | Coast Redwood | 06-11" | No | 5 | 24-29' | - | Yes | 25% | Private | 37.464718 | -122.19776 |
| A-115-E | Coast Redwood | 06-11" | No | 4 | 24-29' | - | Yes | 25% | Private | 37.464708 | -122.19774 |
| A-116-E | Coast Redwood | 06-11" | No | 4 | 24-29' | - | Yes | 25% | Private | 37.464699 | -122.19773 |
| A-117-E | Blackwood acacia | 18-23" | No | 3 | 19-24' | - | Yes | Yes | Private | 37.464667 | -122.19772 |
| A-118-E | Coast Live Oak | 06-11" | No | 2 | 14-18' | - | Yes | Yes | ROW | 37.464631 | -122.19769 |
| A-119-E | Coast Redwood | 06-11" | No | 4 | 24-29' | - | Yes | 25% | Private | 37.464666 | -122.19767 |
| A-120-E | Coast Redwood | 06-11" | No | 4 | 24-29' | - | Yes | 25% | Private | 37.464653 | -122.19766 |
| A-121-E | Coast Redwood | 06-11" | No | 4 | 24-29' | - | Yes | 25% | Private | 37.464637 | -122.19763 |
| A-122-E | Coast Redwood | 06-11" | No | 4 | 24-29' | - | Yes | 25% | Private | 37.464624 | -122.19762 |
| A-123-E | Coast Redwood | 06-11" | No | 4 | 24-29' | - | Yes | 25% | Private | 37.464617 | -122.19761 |
| A-124-E | Coast Live Oak | 06-11" | No | 3 | 14-18' | - | Yes | Yes | ROW | 37.46458 | -122.19762 |
| A-125-E | River red gum | 18-23" | Yes | 3 | - | 04-08' | Yes | No | Private | 37.464626 | -122.19757 |

Tree Inventory



| Tree ID | Common Name | DBH | Ptd. | Cond. | Trunk to Rail | Canopy to Rail | Impact | Remove | Location | Lat. | Long. |
|---------|-----------------|----------------|------|-------|---------------|----------------|--------|--------|----------|-----------|------------|
| A-126-E | Coast Live Oak | 06-11" | No | 2 | 14-18' | - | Yes | Yes | ROW | 37.464555 | -122.19757 |
| A-127-E | Coast Redwood | 12-17" | Yes | 5 | 24-29' | - | Yes | 25% | Private | 37.464589 | -122.19757 |
| A-128-E | Coast Redwood | 12-17" | Yes | 5 | 24-29' | - | Yes | 25% | Public | 37.464567 | -122.19753 |
| A-129-E | Coast Redwood | 18-23" | Yes | 5 | 24-29' | - | Yes | 25% | Private | 37.464545 | -122.1975 |
| A-130-E | Coast Redwood | 18-23" | Yes | 5 | 24-29' | - | Yes | 25% | Private | 37.464525 | -122.19746 |
| A-131-E | Coast Redwood | 12-17" | Yes | 5 | 24-29' | - | Yes | 25% | Private | 37.464507 | -122.19744 |
| A-132-E | Coast Redwood | 06-11" | No | 5 | 24-29' | - | Yes | 25% | Private | 37.464507 | -122.19742 |
| A-133-E | Coast Redwood | 18-23" | Yes | 5 | 24-29' | - | Yes | 25% | Private | 37.464492 | -122.19741 |
| A-134-E | Coast Redwood | 12-17" | Yes | 5 | 24-29' | - | Yes | 25% | Private | 37.464488 | -122.19739 |
| A-135-E | Coast Redwood | 12-17" | Yes | 5 | 24-29' | - | Yes | 25% | Private | 37.464476 | -122.19738 |
| A-136-E | Coast Redwood | 12-17" | Yes | 5 | 24-29' | - | Yes | 25% | Private | 37.46447 | -122.19736 |
| A-137-E | Coast Redwood | 18-23" | Yes | 5 | 24-29' | - | Yes | 25% | Private | 37.464465 | -122.19736 |
| A-138-E | Coast Redwood | 12-17" | Yes | 5 | 24-29' | - | Yes | 25% | Private | 37.464455 | -122.19734 |
| A-139-E | Coast Redwood | 18-23" | Yes | 5 | 24-29' | - | Yes | 25% | Private | 37.464448 | -122.19733 |
| A-140-E | Coast Redwood | 12-17" | Yes | 5 | 24-29' | - | Yes | 25% | Private | 37.464441 | -122.19732 |
| A-141-E | Coast Redwood | 12-17" | Yes | 3 | 24-29' | - | Yes | 25% | Private | 37.464434 | -122.19731 |
| A-142-E | Coast Redwood | 06-11" | No | 4 | 24-29' | - | Yes | 25% | Private | 37.464425 | -122.1973 |
| A-143-E | Coast Redwood | 18-23" | Yes | 5 | 24-29' | - | Yes | 25% | Private | 37.464414 | -122.19729 |
| A-144-E | Coast Redwood | 06-11" | No | 1 | 24-29' | - | Yes | 25% | Private | 37.464411 | -122.19727 |
| A-145-E | Coast Redwood | 18-23" | Yes | 5 | 24-29' | - | Yes | 25% | Private | 37.4644 | -122.19726 |
| A-146-E | Coast Redwood | 24-30" | Yes | 4 | 24-29' | - | Yes | 25% | Private | 37.464398 | -122.19725 |
| A-147-E | Coast Redwood | 24-30" | Yes | 5 | 24-29' | - | Yes | 25% | Private | 37.464385 | -122.19724 |
| A-148-E | Coast Redwood | 24-30" | Yes | 5 | 24-29' | - | Yes | 25% | Private | 37.464373 | -122.19722 |
| A-149-E | Coast Redwood | 12-17" | Yes | 5 | 24-29' | - | Yes | 25% | Private | 37.46436 | -122.1972 |
| A-150-E | Coast Redwood | 18-23" | Yes | 5 | 24-29' | - | Yes | 25% | Private | 37.464345 | -122.19716 |
| A-151-E | Coast Redwood | 18-23" | Yes | 5 | 24-29' | - | Yes | 25% | Private | 37.464325 | -122.19714 |
| A-152-E | Coast Redwood | 24-30" | Yes | 5 | 24-29' | - | Yes | 25% | Private | 37.464306 | -122.19711 |
| A-153-E | Blue gum | 42" or greater | Yes | 3 | 24-29' | - | Yes | 25% | Private | 37.464167 | -122.19691 |
| A-154-E | Blue gum | 30-35" | Yes | 3 | 24-29' | - | Yes | 25% | Private | 37.464134 | -122.19683 |
| A-155-E | Pittosporum sp. | 18-23" | No | 3 | 19-24' | - | Yes | Yes | Private | 37.464111 | -122.19684 |
| A-156-E | Pittosporum sp. | 18-23" | No | 3 | 19-24' | - | Yes | Yes | Private | 37.464109 | -122.19682 |
| A-157-E | Pittosporum sp. | 18-23" | No | 3 | 19-24' | - | Yes | Yes | Private | 37.464108 | -122.19682 |

Tree Inventory



| Tree ID | Common Name | DBH | Ptd. | Cond. | Trunk to Rail | Canopy to Rail | Impact | Remove | Location | Lat. | Long. |
|---------|-------------------|--------|------|-------|---------------|----------------|--------|--------|----------|-----------|------------|
| A-158-E | Pittosporum sp. | 18-23" | No | 3 | 19-24' | - | Yes | Yes | Private | 37.464102 | -122.19681 |
| A-159-E | Pittosporum sp. | 18-23" | No | 3 | 19-24' | - | Yes | Yes | Private | 37.464094 | -122.1968 |
| A-160-E | Pittosporum sp. | 18-23" | No | 3 | 19-24' | - | Yes | Yes | Private | 37.46409 | -122.19679 |
| A-161-E | Pittosporum sp. | 18-23" | No | 3 | 19-24' | - | Yes | Yes | Private | 37.464086 | -122.19679 |
| A-162-E | Monterey pine | 30-35" | Yes | 4 | 19-24' | - | Yes | Yes | Private | 37.464057 | -122.19675 |
| A-163-E | Monterey pine | 30-35" | Yes | 3 | 19-24' | - | Yes | Yes | Private | 37.464027 | -122.19671 |
| A-164-E | Pittosporum sp. | 06-11" | No | 3 | 19-24' | - | Yes | Yes | Private | 37.464007 | -122.19668 |
| A-165-E | Pittosporum sp. | 06-11" | No | 3 | 19-24' | - | Yes | Yes | Private | 37.464004 | -122.19667 |
| A-166-E | Valley oak | 24-30" | Yes | 1 | 24-29' | - | Yes | 25% | Private | 37.46401 | -122.19664 |
| A-167-E | Monterey pine | 30-35" | Yes | 3 | 19-24' | - | Yes | Yes | Private | 37.463977 | -122.19663 |
| A-168-E | Coast Live Oak | 36-41" | Yes | 4 | 19-24' | - | Yes | Yes | Private | 37.463953 | -122.19659 |
| A-169-E | Coast Live Oak | 30-35" | Yes | 4 | 19-24' | - | Yes | Yes | Private | 37.463837 | -122.1964 |
| A-170-E | Coast Redwood | 06-11" | No | 4 | 24-29' | - | Yes | 25% | Private | 37.463835 | -122.19637 |
| A-171-E | Coast Live Oak | 18-23" | Yes | 4 | 14-18' | - | Yes | Yes | Private | 37.463796 | -122.19634 |
| A-172-E | Podocarpus | 12-17" | No | 4 | 19-24' | - | Yes | Yes | Private | 37.463772 | -122.1963 |
| A-173-E | Coast Redwood | 12-17" | No | 3 | 24-29' | - | Yes | 25% | Private | 37.463753 | -122.19625 |
| A-174-E | Coast Redwood | 12-17" | No | 3 | 24-29' | - | Yes | 25% | Private | 37.463735 | -122.19622 |
| A-175-E | Valley oak | 24-30" | Yes | 4 | 19-24' | - | Yes | Yes | Private | 37.463721 | -122.19622 |
| A-176-E | Glossy privet | 06-11" | No | 3 | 19-24' | - | Yes | Yes | Private | 37.463711 | -122.1962 |
| A-177-E | Silver dollar gum | 24-30" | Yes | 3 | 24-29' | - | Yes | 25% | Private | 37.463697 | -122.19616 |
| A-178-E | Coast Redwood | 12-17" | Yes | 5 | - | 24-29' | No | No | Private | 37.463689 | -122.1961 |
| A-179-E | Coast Redwood | 12-17" | Yes | 5 | - | 24-29' | No | No | Private | 37.463675 | -122.19607 |
| A-180-E | Coast Redwood | 12-17" | Yes | 5 | - | 24-29' | No | No | Private | 37.463655 | -122.19604 |
| A-181-E | Italian buckthorn | 06-11" | No | 3 | 19-24' | - | Yes | Yes | Private | 37.463625 | -122.19605 |
| A-182-E | Valley oak | 24-30" | Yes | 4 | - | 09-13' | Yes | No | Private | 37.463644 | -122.19597 |
| A-183-E | Valley oak | 30-35" | Yes | 4 | - | 04-08' | Yes | No | Private | 37.463628 | -122.19594 |
| A-184-E | Italian buckthorn | 06-11" | No | 3 | 19-24' | - | Yes | Yes | Private | 37.463556 | -122.19596 |
| A-185-E | Valley oak | 06-11" | No | 4 | 24-29' | - | Yes | 25% | Private | 37.463527 | -122.19588 |
| A-186-E | Coast Live Oak | 18-23" | Yes | 4 | 14-18' | - | Yes | Yes | ROW | 37.463463 | -122.19583 |
| A-187-E | Plum | 12-17" | No | 2 | 24-29' | - | Yes | 25% | Private | 37.463441 | -122.19576 |
| A-188-E | Coast Redwood | 18-23" | Yes | 5 | - | 19-24' | Yes | No | Private | 37.463454 | -122.19573 |
| A-189-E | Coast Redwood | 18-23" | Yes | 5 | - | 14-18' | Yes | No | Private | 37.463442 | -122.19571 |

Tree Inventory



| Tree ID | Common Name | DBH | Ptd. | Cond. | Trunk to Rail | Canopy to Rail | Impact | Remove | Location | Lat. | Long. |
|---------|--------------------|----------------|------|-------|---------------|----------------|--------|--------|----------|-----------|------------|
| A-190-E | Incense cedar | 12-17" | No | 4 | - | 24-29' | No | No | Private | 37.463405 | -122.19565 |
| A-191-E | Glossy privet | 06-11" | No | 2 | 19-24' | - | Yes | Yes | Private | 37.463352 | -122.19564 |
| A-192-E | Coast Redwood | 12-17" | Yes | 4 | 24-29' | - | Yes | 25% | Private | 37.463371 | -122.19563 |
| A-193-E | Coast Redwood | 18-23" | Yes | 4 | 24-29' | - | Yes | 25% | Private | 37.463351 | -122.1956 |
| A-194-E | Coast Redwood | 18-23" | Yes | 4 | 24-29' | - | Yes | 25% | Private | 37.463334 | -122.19557 |
| A-195-E | Coast Redwood | 24-30" | Yes | 4 | 24-29' | - | Yes | 25% | Private | 37.463315 | -122.19554 |
| A-196-E | Coast Redwood | 24-30" | Yes | 4 | 24-29' | - | Yes | 25% | Private | 37.463298 | -122.19552 |
| A-197-E | Coast Redwood | 12-17" | No | 3 | 24-29' | - | Yes | 25% | Private | 37.463264 | -122.19548 |
| A-198-E | Coast Redwood | 18-23" | Yes | 4 | 19-24' | - | Yes | Yes | Public | 37.463232 | -122.19544 |
| A-199-E | Coast Redwood | 36-41" | Yes | 4 | 24-29' | - | Yes | 25% | Private | 37.463227 | -122.19542 |
| A-200-E | Coast Redwood | 06-11" | No | 4 | 19-24' | - | Yes | Yes | Private | 37.463193 | -122.19539 |
| A-201-E | Glossy privet | 12-17" | No | 3 | 24-29' | - | Yes | 25% | Private | 37.463206 | -122.19538 |
| A-202-E | Monterey pine | 24-30" | Yes | 3 | 24-29' | - | Yes | 25% | Private | 37.463177 | -122.19532 |
| A-203-E | Monterey pine | 06-11" | No | 3 | 24-29' | - | Yes | 25% | Private | 37.463135 | -122.19525 |
| A-204-E | Monterey pine | 12-17" | No | 2 | 24-29' | - | Yes | 25% | Private | 37.463099 | -122.1952 |
| A-205-E | Monterey pine | 12-17" | Yes | 3 | - | 09-13' | Yes | No | Private | 37.463084 | -122.19515 |
| A-206-E | Silver dollar gum | 24-30" | Yes | 4 | - | 14-18' | Yes | No | Private | 37.463125 | -122.19518 |
| A-207-E | Coast Live Oak | 12-17" | Yes | 5 | - | 14-18' | Yes | No | Private | 37.463055 | -122.19509 |
| A-208-E | Monterey cypress | 18-23" | Yes | 3 | - | 09-13' | Yes | No | Private | 37.463027 | -122.19506 |
| A-209-E | Monterey cypress | 24-30" | Yes | 3 | - | 14-18' | Yes | No | Private | 37.463001 | -122.19501 |
| A-210-E | Italian stone pine | 24-30" | Yes | 3 | - | 09-13' | Yes | No | Private | 37.462961 | -122.19492 |
| A-211-E | Coast Live Oak | 06-11" | No | 4 | 19-24' | - | Yes | Yes | Private | 37.462884 | -122.1949 |
| A-212-E | Coast Redwood | 06-11" | No | 3 | 24-29' | - | Yes | 25% | Private | 37.46289 | -122.19486 |
| A-213-E | Coast Redwood | 06-11" | No | 4 | 24-29' | - | Yes | 25% | Private | 37.462871 | -122.19484 |
| A-214-E | Coast Redwood | 06-11" | No | 4 | 24-29' | - | Yes | 25% | Private | 37.462858 | -122.19482 |
| A-215-E | Coast Redwood | 06-11" | No | 4 | 24-29' | - | Yes | 25% | Private | 37.462845 | -122.1948 |
| A-216-E | Coast Redwood | 06-11" | No | 3 | 24-29' | - | Yes | 25% | Private | 37.462837 | -122.19478 |
| A-217-E | Coast Redwood | 06-11" | No | 3 | 24-29' | - | Yes | 25% | Private | 37.462824 | -122.19476 |
| A-218-E | Coast Redwood | 06-11" | No | 3 | 24-29' | - | Yes | 25% | Private | 37.462805 | -122.19473 |
| A-219-E | Coast Redwood | 06-11" | No | 3 | 24-29' | - | Yes | 25% | Private | 37.462792 | -122.19471 |
| A-220-E | Valley oak | 42" or greater | Yes | 4 | 14-18' | - | Yes | Yes | Private | 37.462722 | -122.19465 |
| A-221-E | Coast Redwood | 06-11" | No | 3 | 24-29' | - | Yes | 25% | Private | 37.462725 | -122.1946 |

Tree Inventory



| Tree ID | Common Name | DBH | Ptd. | Cond. | Trunk to Rail | Canopy to Rail | Impact | Remove | Location | Lat. | Long. |
|---------|----------------|----------------|------|-------|---------------|----------------|--------|--------|----------|-----------|------------|
| A-222-E | Coast Redwood | 06-11" | No | 3 | 24-29' | - | Yes | 25% | Private | 37.462706 | -122.19457 |
| A-223-E | Coast Redwood | 06-11" | No | 4 | 24-29' | - | Yes | 25% | Private | 37.462685 | -122.19455 |
| A-224-E | Coast Redwood | 06-11" | No | 4 | 24-29' | - | Yes | 25% | Private | 37.462666 | -122.19452 |
| A-225-E | Valley oak | 12-17" | Yes | 3 | 24-29' | - | Yes | 25% | Private | 37.462646 | -122.19448 |
| A-226-E | Valley oak | 12-17" | Yes | 3 | 24-29' | - | Yes | 25% | Private | 37.462631 | -122.19447 |
| A-227-E | Valley oak | 42" or greater | Yes | 4 | 19-24' | - | Yes | Yes | Private | 37.462603 | -122.19445 |
| A-228-E | Coast Redwood | 12-17" | Yes | 4 | - | 24-29' | No | No | Private | 37.462621 | -122.19441 |
| A-229-E | Coast Live Oak | 12-17" | Yes | 2 | 14-18' | - | Yes | Yes | ROW | 37.462534 | -122.19437 |
| A-230-E | Coast Redwood | 18-23" | Yes | 5 | 19-24' | - | Yes | Yes | Private | 37.462528 | -122.19433 |
| A-231-E | Glossy privet | 06-11" | No | 3 | 14-18' | - | Yes | Yes | Private | 37.462501 | -122.19429 |
| A-232-E | Valley oak | 30-35" | Yes | 4 | 14-18' | - | Yes | Yes | Private | 37.462459 | -122.19426 |
| A-233-E | Coast Redwood | 06-11" | No | 4 | 19-24' | - | Yes | Yes | Private | 37.462444 | -122.19421 |
| A-234-E | Coast Redwood | 12-17" | Yes | 4 | 19-24' | - | Yes | Yes | Private | 37.462435 | -122.19418 |
| A-235-E | Coast Redwood | 18-23" | Yes | 4 | 19-24' | - | Yes | Yes | Private | 37.462418 | -122.19416 |
| A-236-E | Coast Redwood | 06-11" | No | 4 | 19-24' | - | Yes | Yes | Private | 37.462396 | -122.19414 |
| A-237-E | Coast Redwood | 06-11" | No | 4 | 19-24' | - | Yes | Yes | Private | 37.462386 | -122.19412 |
| A-238-E | Coast Redwood | 30-35" | Yes | 5 | 14-18' | - | Yes | Yes | Private | 37.462369 | -122.19409 |
| A-239-E | Coast Redwood | 06-11" | No | 4 | 19-24' | - | Yes | Yes | Private | 37.462356 | -122.19407 |
| A-240-E | Valley oak | 12-17" | Yes | 4 | 14-18' | - | Yes | Yes | ROW | 37.46234 | -122.19407 |
| A-241-E | Coast Redwood | 12-17" | No | 4 | 19-24' | - | Yes | Yes | Private | 37.462334 | -122.19404 |
| A-242-E | Coast Redwood | 06-11" | No | 4 | 19-24' | - | Yes | Yes | Private | 37.46233 | -122.19403 |
| A-243-E | Coast Redwood | 12-17" | Yes | 5 | 19-24' | - | Yes | Yes | Private | 37.462315 | -122.19401 |
| A-244-E | Coast Redwood | 18-23" | Yes | 4 | 19-24' | - | Yes | Yes | Private | 37.462309 | -122.19399 |
| A-245-E | Coast Redwood | 18-23" | Yes | 4 | 19-24' | - | Yes | Yes | Private | 37.462294 | -122.19398 |
| A-246-E | Coast Redwood | 06-11" | No | 4 | 14-18' | - | Yes | Yes | Private | 37.462289 | -122.19397 |
| A-247-E | Coast Redwood | 06-11" | No | 4 | - | 19-24' | Yes | No | Private | 37.462319 | -122.19393 |
| A-248-E | Coast Redwood | 18-23" | Yes | 5 | 19-24' | - | Yes | Yes | Private | 37.462275 | -122.19393 |
| A-249-E | Coast Redwood | 18-23" | Yes | 5 | 19-24' | - | Yes | Yes | Private | 37.462263 | -122.1939 |
| A-250-E | Blue gum | 42" or greater | Yes | 4 | 19-24' | - | Yes | Yes | Public | 37.462071 | -122.19358 |
| A-251-E | Coast Live Oak | 06-11" | No | 4 | 14-18' | - | Yes | Yes | Public | 37.462027 | -122.19352 |
| A-252-E | Coast Live Oak | 18-23" | Yes | 4 | 19-24' | - | Yes | Yes | Public | 37.462005 | -122.19349 |

Tree Inventory



| Tree ID | Common Name | DBH | Ptd. | Cond. | Trunk to Rail | Canopy to Rail | Impact | Remove | Location | Lat. | Long. |
|---------|-------------------------|--------|------|-------|---------------|----------------|--------|--------|----------|-----------|------------|
| A-253-E | Cork oak | 12-17" | Yes | 4 | - | 24-29' | No | No | Public | 37.461998 | -122.1934 |
| A-254-E | Coast Live Oak | 12-17" | Yes | 4 | 19-24' | - | Yes | Yes | Public | 37.461942 | -122.19339 |
| A-255-E | Coast Live Oak | 12-17" | No | 3 | 19-24' | - | Yes | Yes | Public | 37.461913 | -122.19333 |
| A-256-E | Coast Live Oak | 18-23" | Yes | 4 | 19-24' | - | Yes | Yes | Public | 37.461887 | -122.1933 |
| A-257-E | Coast Live Oak | 06-11" | No | 3 | 24-29' | - | Yes | 25% | Public | 37.461877 | -122.19327 |
| A-258-E | Coast Live Oak | 06-11" | No | 3 | 14-18' | - | Yes | Yes | Public | 37.461855 | -122.19326 |
| A-259-E | Coast Live Oak | 12-17" | No | 3 | 19-24' | - | Yes | Yes | Public | 37.461826 | -122.19323 |
| A-260-E | Coast Live Oak | 06-11" | No | 3 | 14-18' | - | Yes | Yes | Private | 37.461776 | -122.19313 |
| A-261-E | Coast Live Oak | 12-17" | No | 3 | 19-24' | - | Yes | Yes | Public | 37.461739 | -122.19307 |
| A-262-E | Holly Oak | 06-11" | No | 4 | - | 24-29' | No | No | Public | 37.461742 | -122.19301 |
| A-263-E | Coast Live Oak | 18-23" | Yes | 3 | - | 24-29' | No | No | Public | 37.461703 | -122.19293 |
| A-264-E | Coast Live Oak | 18-23" | Yes | 3 | 19-24' | - | Yes | Yes | Public | 37.461669 | -122.19297 |
| A-265-E | Coast Live Oak | 18-23" | Yes | 3 | 19-24' | - | Yes | Yes | Public | 37.461637 | -122.19292 |
| A-266-E | Coast Live Oak | 06-11" | No | 3 | - | 24-29' | No | No | Public | 37.461661 | -122.19287 |
| A-267-E | Coast Live Oak | 12-17" | No | 3 | 19-24' | - | Yes | Yes | Public | 37.461599 | -122.19286 |
| A-268-E | Coast Live Oak | 06-11" | No | 2 | - | 19-24' | Yes | No | Public | 37.461618 | -122.19282 |
| A-269-E | Coast Live Oak | 06-11" | No | 3 | 19-24' | - | Yes | Yes | Public | 37.461573 | -122.19282 |
| A-270-E | Coast Live Oak | 06-11" | No | 3 | 19-24' | - | Yes | Yes | Public | 37.461567 | -122.19281 |
| A-271-E | Coast Live Oak | 06-11" | No | 3 | 19-24' | - | Yes | Yes | Public | 37.461537 | -122.19276 |
| A-272-E | Coast Live Oak | 06-11" | No | 2 | 19-24' | - | Yes | Yes | Public | 37.461507 | -122.19273 |
| A-273-E | Coast Live Oak | 12-17" | Yes | 3 | - | 24-29' | No | No | Public | 37.461555 | -122.1927 |
| A-274-E | American elm | 06-11" | No | 4 | 19-24' | - | Yes | Yes | Public | 37.461237 | -122.19227 |
| A-275-E | American elm | 06-11" | No | 3 | 24-29' | - | Yes | 25% | Public | 37.461227 | -122.19224 |
| A-276-E | Coast Live Oak | 12-17" | Yes | 4 | 19-24' | - | Yes | Yes | Public | 37.461199 | -122.19223 |
| A-277-E | California black walnut | 18-23" | Yes | 3 | 19-24' | - | Yes | Yes | Public | 37.461168 | -122.19218 |
| A-278-E | Coast Live Oak | 12-17" | Yes | 3 | 19-24' | - | Yes | Yes | Public | 37.461152 | -122.19216 |
| A-279-E | Coast Live Oak | 06-11" | No | 1 | 19-24' | - | Yes | Yes | Public | 37.461142 | -122.19214 |
| A-280-E | Coast Live Oak | 12-17" | No | 3 | 19-24' | - | Yes | Yes | Public | 37.461124 | -122.19212 |
| A-281-E | American elm | 06-11" | No | 3 | 19-24' | - | Yes | Yes | Public | 37.461117 | -122.19212 |
| A-1-W | Plum | 06-11" | No | 2 | 24-29' | - | Yes | 25% | ROW | 37.467975 | -122.20335 |
| A-2-W | Bailey acacia | 12-17" | No | 4 | 24-29' | - | Yes | 25% | ROW | 37.467939 | -122.2033 |
| A-3-W | Olive | 06-11" | No | 2 | - | 19-24' | Yes | No | Private | 37.46791 | -122.20329 |

Tree Inventory



| Tree ID | Common Name | DBH | Ptd. | Cond. | Trunk to Rail | Canopy to Rail | Impact | Remove | Location | Lat. | Long. |
|---------|------------------|----------------|------|-------|---------------|----------------|--------|--------|----------|-----------|------------|
| A-4-W | Valley oak | 24-30" | Yes | 4 | 24-29' | - | Yes | 25% | ROW | 37.467858 | -122.20319 |
| A-5-W | Coast Live Oak | 12-17" | Yes | 3 | 24-29' | - | Yes | 25% | ROW | 37.467826 | -122.20314 |
| A-6-W | Coast Live Oak | 06-11" | No | 3 | - | 19-24' | Yes | No | ROW | 37.467775 | -122.20307 |
| A-7-W | Plum | 12-17" | No | 3 | 24-29' | - | Yes | 25% | ROW | 37.467716 | -122.20295 |
| A-8-W | Coast Live Oak | 06-11" | No | 4 | 24-29' | - | Yes | 25% | ROW | 37.467708 | -122.20293 |
| A-9-W | Coast Redwood | 12-17" | Yes | 5 | - | 24-29' | No | No | Private | 37.467678 | -122.20293 |
| A-10-W | Coast Redwood | 06-11" | No | 4 | - | 24-29' | No | No | Private | 37.467671 | -122.20292 |
| A-11-W | Coast Live Oak | 24-30" | Yes | 4 | 24-29' | - | Yes | 25% | ROW | 37.467661 | -122.20288 |
| A-12-W | Coast Live Oak | 12-17" | Yes | 4 | 24-29' | - | Yes | 25% | ROW | 37.467661 | -122.20288 |
| A-13-W | Monterey pine | 18-23" | Yes | 2 | - | 24-29' | No | No | Private | 37.467566 | -122.20275 |
| A-14-W | Monterey pine | 24-30" | Yes | 3 | - | 19-24' | Yes | No | Private | 37.467555 | -122.20272 |
| A-15-W | Coast Live Oak | 06-11" | No | 3 | - | 19-24' | Yes | No | ROW | 37.467527 | -122.20267 |
| A-16-W | Coast Live Oak | 06-11" | No | 4 | - | 19-24' | Yes | No | ROW | 37.467512 | -122.20265 |
| A-17-W | Monterey pine | 30-35" | Yes | 1 | - | 19-24' | Yes | No | Private | 37.467486 | -122.20263 |
| A-18-W | Coast Live Oak | 06-11" | No | 4 | 24-29' | - | Yes | 25% | ROW | 37.467452 | -122.20253 |
| A-19-W | Monterey pine | 12-17" | Yes | 2 | - | 19-24' | Yes | No | Private | 37.467408 | -122.20249 |
| A-20-W | Monterey pine | 18-23" | Yes | 3 | - | 14-18' | Yes | No | Private | 37.467404 | -122.20249 |
| A-21-W | Blue gum | 42" or greater | Yes | 3 | - | 19-24' | Yes | No | Private | 37.467373 | -122.20243 |
| A-22-W | Blue gum | 42" or greater | Yes | 3 | - | 19-24' | Yes | No | Private | 37.467352 | -122.20241 |
| A-23-W | Bailey acacia | 06-11" | No | 3 | - | 09-13' | Yes | No | Private | 37.467337 | -122.20237 |
| A-24-W | Monterey cypress | 30-35" | Yes | 4 | - | 19-24' | Yes | No | Private | 37.4672 | -122.20216 |
| A-25-W | Bailey acacia | 06-11" | No | 3 | - | 19-24' | Yes | No | Private | 37.466943 | -122.20175 |
| A-26-W | Pittosporum sp. | 06-11" | No | 3 | - | 24-29' | No | No | Private | 37.466881 | -122.20165 |
| A-27-W | Coast Live Oak | 18-23" | Yes | 3 | 24-29' | - | Yes | 25% | ROW | 37.466853 | -122.20159 |
| A-28-W | Coast Live Oak | 12-17" | Yes | 3 | 24-29' | - | Yes | 25% | ROW | 37.466825 | -122.20155 |
| A-29-W | Coast Live Oak | 12-17" | No | 3 | - | 14-18' | Yes | No | ROW | 37.466814 | -122.20154 |
| A-30-W | Coast Redwood | 12-17" | Yes | 4 | - | 24-29' | No | No | Private | 37.466799 | -122.20153 |
| A-31-W | Coast Redwood | 12-17" | No | 4 | - | 24-29' | No | No | Private | 37.466797 | -122.20152 |
| A-32-W | Coast Redwood | 12-17" | Yes | 4 | - | 24-29' | No | No | Private | 37.466786 | -122.20151 |
| A-33-W | Coast Redwood | 12-17" | No | 4 | - | 24-29' | No | No | Private | 37.466782 | -122.20151 |
| A-34-W | Coast Redwood | 06-11" | No | 4 | - | 24-29' | No | No | Private | 37.466779 | -122.2015 |

Tree Inventory



| Tree ID | Common Name | DBH | Ptd. | Cond. | Trunk to Rail | Canopy to Rail | Impact | Remove | Location | Lat. | Long. |
|---------|-------------------------|----------------|------|-------|---------------|----------------|--------|--------|----------|-----------|------------|
| A-35-W | Coast Redwood | 18-23" | Yes | 5 | - | 24-29' | No | No | Private | 37.466764 | -122.20148 |
| A-36-W | Coast Redwood | 06-11" | No | 4 | - | 24-29' | No | No | Private | 37.466756 | -122.20146 |
| A-37-W | Coast Live Oak | 12-17" | No | 3 | 24-29' | - | Yes | 25% | ROW | 37.466783 | -122.20147 |
| A-38-W | Monterey pine | 36-41" | Yes | 3 | - | 14-18' | Yes | No | Private | 37.46664 | -122.20127 |
| A-39-W | Coast Redwood | 18-23" | Yes | 3 | - | 24-29' | No | No | Private | 37.46663 | -122.20126 |
| A-40-W | Monterey pine | 18-23" | Yes | 2 | - | 24-29' | No | No | Private | 37.466535 | -122.20111 |
| A-41-W | Monterey pine | 24-30" | Yes | 3 | - | 19-24' | Yes | No | Private | 37.466472 | -122.20101 |
| A-42-W | Coast Redwood | 12-17" | Yes | 4 | - | 24-29' | No | No | ROW | 37.466451 | -122.20098 |
| A-43-W | Monterey pine | 24-30" | Yes | 3 | - | 24-29' | No | No | Private | 37.466444 | -122.20095 |
| A-44-W | Monterey pine | 18-23" | Yes | 3 | - | 24-29' | No | No | Private | 37.466424 | -122.20092 |
| A-45-W | Monterey pine | 18-23" | Yes | 3 | - | 19-24' | Yes | No | Private | 37.466393 | -122.20088 |
| A-46-W | Bailey acacia | 06-11" | No | 4 | - | 24-29' | No | No | ROW | 37.466218 | -122.20061 |
| A-47-W | Bailey acacia | 06-11" | No | 3 | - | 24-29' | No | No | ROW | 37.466205 | -122.2006 |
| A-48-W | Monterey pine | 12-17" | No | 2 | - | 19-24' | Yes | No | Private | 37.466124 | -122.20046 |
| A-49-W | Monterey pine | 36-41" | Yes | 2 | - | 24-29' | No | No | Private | 37.466103 | -122.20042 |
| A-50-W | Monterey pine | 42" or greater | Yes | 4 | - | 19-24' | Yes | No | Private | 37.466077 | -122.20039 |
| A-51-W | Coast Redwood | 06-11" | No | 5 | - | 19-24' | Yes | No | Private | 37.466048 | -122.20034 |
| A-52-W | California black walnut | 12-17" | Yes | 4 | - | 19-24' | Yes | No | Private | 37.465994 | -122.20028 |
| A-53-W | Monterey pine | 12-17" | No | 2 | - | 24-29' | No | No | Private | 37.46597 | -122.20022 |
| A-54-W | California black walnut | 06-11" | No | 3 | - | 14-18' | Yes | No | Private | 37.465898 | -122.20011 |
| A-55-W | Coast Live Oak | 06-11" | No | 2 | - | 14-18' | Yes | No | Private | 37.465882 | -122.20008 |
| A-56-W | Coast Live Oak | 18-23" | Yes | 4 | - | 19-24' | Yes | No | Private | 37.465859 | -122.20004 |
| A-57-W | Coast Redwood | 06-11" | No | 2 | - | 19-24' | Yes | No | Private | 37.465774 | -122.19999 |
| A-58-W | Coast Redwood | 06-11" | No | 2 | - | 14-18' | Yes | No | Private | 37.465753 | -122.19988 |
| A-59-W | Coast Redwood | 06-11" | No | 4 | 24-29' | - | Yes | 25% | ROW | 37.465748 | -122.19984 |
| A-60-W | Coast Redwood | 30-35" | Yes | 4 | 24-29' | - | Yes | 25% | ROW | 37.465726 | -122.19979 |
| A-61-W | Coast Redwood | 18-23" | Yes | 5 | 24-29' | - | Yes | 25% | ROW | 37.465694 | -122.19975 |
| A-62-W | Coast Redwood | 06-11" | No | 3 | 24-29' | - | Yes | 25% | ROW | 37.465684 | -122.19972 |
| A-63-W | Coast Redwood | 12-17" | No | 4 | 24-29' | - | Yes | 25% | ROW | 37.465659 | -122.19968 |
| A-64-W | Coast Redwood | 12-17" | No | 4 | 24-29' | - | Yes | 25% | ROW | 37.465642 | -122.19963 |
| A-65-W | Coast Redwood | 18-23" | Yes | 5 | 24-29' | - | Yes | 25% | ROW | 37.465632 | -122.19959 |
| A-66-W | Coast Redwood | 12-17" | Yes | 4 | 24-29' | - | Yes | 25% | ROW | 37.465625 | -122.19958 |

Tree Inventory



| Tree ID | Common Name | DBH | Ptd. | Cond. | Trunk to Rail | Canopy to Rail | Impact | Remove | Location | Lat. | Long. |
|---------|-------------------------|----------------|------|-------|---------------|----------------|--------|--------|----------|-----------|------------|
| A-67-W | Coast Live Oak | 42" or greater | Yes | 4 | - | 04-08' | Yes | No | Private | 37.465517 | -122.1995 |
| A-68-W | Glossy privet | 06-11" | No | 2 | - | 14-18' | Yes | No | Private | 37.465489 | -122.19945 |
| A-69-W | Glossy privet | 12-17" | No | 2 | - | 14-18' | Yes | No | Private | 37.465469 | -122.19942 |
| A-70-W | Coast Redwood | 30-35" | Yes | 3 | - | 19-24' | Yes | No | Private | 37.465448 | -122.19939 |
| A-71-W | Coast Live Oak | 24-30" | Yes | 4 | - | 19-24' | Yes | No | Private | 37.465423 | -122.19935 |
| A-72-W | Coast Live Oak | 24-30" | Yes | 4 | - | 14-18' | Yes | No | Private | 37.46537 | -122.19926 |
| A-73-W | Coast Live Oak | 18-23" | Yes | 4 | - | 14-18' | Yes | No | Private | 37.465321 | -122.19919 |
| A-74-W | Coast Live Oak | 24-30" | Yes | 5 | - | 14-18' | Yes | No | Private | 37.465286 | -122.19916 |
| A-75-W | California bay | 06-11" | No | 3 | - | 24-29' | No | No | Private | 37.465243 | -122.1991 |
| A-76-W | Monterey pine | 24-30" | Yes | 2 | - | 09-13' | Yes | No | Private | 37.465114 | -122.19887 |
| A-77-W | Monterey pine | 06-11" | No | 1 | - | 19-24' | Yes | No | Private | 37.465072 | -122.19879 |
| A-78-W | Monterey pine | 06-11" | No | 2 | - | 24-29' | No | No | Private | 37.465056 | -122.19877 |
| A-79-W | Coast Live Oak | 24-30" | Yes | 3 | 24-29' | - | Yes | 25% | ROW | 37.465064 | -122.19874 |
| A-80-W | Monterey pine | 24-30" | Yes | 3 | - | 14-18' | Yes | No | Private | 37.465028 | -122.19874 |
| A-81-W | Monterey pine | 06-11" | No | 2 | - | 14-18' | Yes | No | Private | 37.465 | -122.19871 |
| A-82-W | Glossy privet | 06-11" | No | 3 | - | 24-29' | No | No | Private | 37.464978 | -122.19868 |
| A-83-W | Monterey pine | 24-30" | Yes | 2 | - | 24-29' | No | No | Private | 37.464942 | -122.19862 |
| A-84-W | California black walnut | 06-11" | No | 1 | - | 14-18' | Yes | No | ROW | 37.464938 | -122.19859 |
| A-85-W | Valley oak | 12-17" | Yes | 5 | - | 19-24' | Yes | No | Public | 37.464834 | -122.19843 |
| A-86-W | Callery pear | 12-17" | No | 3 | - | 19-24' | Yes | No | ROW | 37.464682 | -122.19817 |
| A-87-W | Callery pear | 12-17" | Yes | 2 | 24-29' | - | Yes | 25% | ROW | 37.464717 | -122.19814 |
| A-88-W | Callery pear | 12-17" | No | 3 | 24-29' | - | Yes | 25% | ROW | 37.464682 | -122.19809 |
| A-89-W | Callery pear | 06-11" | No | 3 | - | 24-29' | No | No | ROW | 37.464621 | -122.19808 |
| A-90-W | Callery pear | 12-17" | No | 3 | 24-29' | - | Yes | 25% | ROW | 37.464664 | -122.19806 |
| A-91-W | Sweetgum | 12-17" | No | 4 | 24-29' | - | Yes | 25% | ROW | 37.464638 | -122.19801 |
| A-92-W | Sweetgum | 12-17" | No | 3 | 24-29' | - | Yes | 25% | ROW | 37.464513 | -122.19779 |
| A-93-W | Valley oak | 30-35" | Yes | 3 | - | 19-24' | Yes | No | ROW | 37.464117 | -122.19729 |
| A-94-W | Coast Live Oak | 06-11" | No | 3 | - | 19-24' | Yes | No | ROW | 37.463379 | -122.19613 |
| A-95-W | Coast Live Oak | 06-11" | No | 4 | - | 19-24' | Yes | No | ROW | 37.463321 | -122.19603 |
| A-96-W | Coast Live Oak | 06-11" | No | 4 | - | 19-24' | Yes | No | Public | 37.463236 | -122.19591 |
| A-97-W | Coast Live Oak | 06-11" | No | 3 | - | 14-18' | Yes | No | ROW | 37.463127 | -122.19575 |
| A-98-W | Glossy privet | 12-17" | No | 3 | - | 19-24' | Yes | No | Public | 37.463082 | -122.19569 |

Tree Inventory



| Tree ID | Common Name | DBH | Ptd. | Cond. | Trunk to Rail | Canopy to Rail | Impact | Remove | Location | Lat. | Long. |
|---------|-------------------|----------------|------|-------|---------------|----------------|--------|--------|----------|-----------|------------|
| A-99-W | Glossy privet | 18-23" | Yes | 3 | - | 19-24' | Yes | No | ROW | 37.463065 | -122.19564 |
| A-100-W | Glossy privet | 18-23" | Yes | 3 | - | 19-24' | Yes | No | ROW | 37.462996 | -122.19553 |
| A-101-W | Glossy privet | 12-17" | No | 2 | - | 24-29' | No | No | ROW | 37.462916 | -122.1954 |
| A-102-W | Glossy privet | 12-17" | No | 2 | - | 19-24' | Yes | No | ROW | 37.462876 | -122.19534 |
| A-103-W | Glossy privet | 18-23" | Yes | 2 | - | 19-24' | Yes | No | ROW | 37.462839 | -122.19527 |
| A-104-W | Glossy privet | 12-17" | Yes | 2 | - | 24-29' | No | No | ROW | 37.462818 | -122.19524 |
| A-105-W | Glossy privet | 12-17" | Yes | 1 | - | 19-24' | Yes | No | ROW | 37.462789 | -122.19521 |
| A-106-W | Glossy privet | 12-17" | Yes | 3 | - | 24-29' | No | No | ROW | 37.462765 | -122.19518 |
| A-107-W | Glossy privet | 12-17" | Yes | 2 | - | 24-29' | No | No | ROW | 37.462713 | -122.1951 |
| A-108-W | Coast Live Oak | 06-11" | No | 2 | - | 19-24' | Yes | No | ROW | 37.462726 | -122.19507 |
| A-109-W | Glossy privet | 12-17" | Yes | 2 | - | 19-24' | Yes | No | ROW | 37.462679 | -122.19503 |
| A-110-W | Glossy privet | 18-23" | Yes | 3 | - | 24-29' | No | No | ROW | 37.462591 | -122.1949 |
| A-111-W | Glossy privet | 18-23" | Yes | 2 | - | 24-29' | No | No | ROW | 37.462571 | -122.19487 |
| A-112-W | Idaho locust | 06-11" | Yes | 3 | - | 24-29' | No | No | ROW | 37.462518 | -122.19479 |
| A-113-W | Glossy privet | 12-17" | No | 3 | - | 24-29' | No | No | ROW | 37.46248 | -122.19474 |
| A-114-W | Valley oak | 06-11" | No | 3 | - | 19-24' | Yes | No | ROW | 37.462428 | -122.19465 |
| A-115-W | Siberian elm | 06-11" | No | 3 | - | 24-29' | No | No | ROW | 37.462359 | -122.19453 |
| A-116-W | Coast Live Oak | 06-11" | No | 3 | - | 24-29' | No | No | ROW | 37.462205 | -122.19429 |
| B-1-E | Blackwood acacia | 18-23" | Yes | 2 | 24-29' | - | Yes | 25% | ROW | 37.587824 | -122.36297 |
| B-2-E | Blackwood acacia | 24-30" | Yes | 1 | 24-29' | - | Yes | 25% | ROW | 37.587803 | -122.36292 |
| B-3-E | Silver dollar gum | 42" or greater | Yes | 3 | - | 14-18' | Yes | No | ROW | 37.587099 | -122.36119 |
| B-4-E | Blackwood acacia | 12-17" | Yes | 4 | - | 19-24' | Yes | No | Public | 37.585898 | -122.35832 |
| B-5-E | Blue gum | 42" or greater | Yes | 4 | 24-29' | - | Yes | 25% | ROW | 37.584935 | -122.35611 |
| B-6-E | Blue gum | 12-17" | Yes | 4 | - | 24-29' | No | No | ROW | 37.583865 | -122.35346 |
| B-7-E | Blue gum | 12-17" | No | 3 | - | 24-29' | No | No | ROW | 37.582579 | -122.35045 |
| B-8-E | Blue gum | 30-35" | Yes | 4 | - | 14-18' | Yes | No | ROW | 37.582569 | -122.35042 |
| B-9-E | Blue gum | 30-35" | Yes | 4 | - | 24-29' | No | No | ROW | 37.582479 | -122.35008 |
| B-10-E | Blue gum | 24-30" | Yes | 2 | - | 24-29' | No | No | ROW | 37.582388 | -122.34991 |
| B-11-E | Blue gum | 36-41" | Yes | 3 | - | 24-29' | No | No | ROW | 37.582209 | -122.34942 |
| B-12-E | Blue gum | 30-35" | Yes | 3 | - | 24-29' | No | No | ROW | 37.581947 | -122.3488 |
| B-13-E | Blue gum | 24-30" | Yes | 3 | - | 24-29' | No | No | ROW | 37.581835 | -122.34855 |

Tree Inventory



| Tree ID | Common Name | DBH | Ptd. | Cond. | Trunk to Rail | Canopy to Rail | Impact | Remove | Location | Lat. | Long. |
|---------|------------------|----------------|------|-------|---------------|----------------|--------|--------|----------|-----------|------------|
| B-14-E | Coast Redwood | 42" or greater | Yes | 4 | - | 24-29' | No | No | Public | 37.581525 | -122.34776 |
| B-15-E | Coast Redwood | 36-41" | Yes | 5 | - | 24-29' | No | No | Public | 37.581508 | -122.34772 |
| B-16-E | Coast Redwood | 36-41" | Yes | 4 | - | 24-29' | No | No | Public | 37.581493 | -122.34768 |
| B-17-E | Coast Redwood | 30-35" | Yes | 4 | - | 24-29' | No | No | Public | 37.581411 | -122.34749 |
| B-18-E | Coast Live Oak | 18-23" | Yes | 4 | - | 19-24' | Yes | No | Public | 37.581397 | -122.34746 |
| B-19-E | Coast Redwood | 42" or greater | Yes | 4 | - | 19-24' | Yes | No | Public | 37.581357 | -122.34734 |
| B-20-E | Coast Live Oak | 24-30" | Yes | 4 | - | 19-24' | Yes | No | Public | 37.581317 | -122.34726 |
| B-21-E | Coast Redwood | 42" or greater | Yes | 5 | 24-29' | - | Yes | 25% | Public | 37.58129 | -122.34722 |
| B-22-E | Coast Redwood | 24-30" | Yes | 4 | 24-29' | - | Yes | 25% | Public | 37.58124 | -122.3471 |
| B-23-E | Coast Live Oak | 18-23" | Yes | 3 | 24-29' | - | Yes | 25% | Public | 37.581208 | -122.34702 |
| B-24-E | Coast Live Oak | 12-17" | No | 4 | 24-29' | - | Yes | 25% | ROW | 37.581175 | -122.34697 |
| B-25-E | Coast Live Oak | 06-11" | No | 3 | 24-29' | - | Yes | 25% | Public | 37.581162 | -122.34691 |
| B-26-E | Coast Live Oak | 06-11" | No | 4 | 24-29' | - | Yes | 25% | Public | 37.581137 | -122.34686 |
| B-27-E | Coast Redwood | 24-30" | Yes | 3 | 24-29' | - | Yes | 25% | Public | 37.581121 | -122.34682 |
| B-28-E | Juniper sp. | 12-17" | No | 2 | 24-29' | - | Yes | 25% | Public | 37.581106 | -122.34678 |
| B-29-E | Coast Live Oak | 18-23" | Yes | 4 | 19-24' | - | Yes | Yes | ROW | 37.581086 | -122.34677 |
| B-30-E | Coast Redwood | 42" or greater | Yes | 3 | 24-29' | - | Yes | 25% | Public | 37.581069 | -122.34669 |
| B-31-E | Tawhiwhi | 06-11" | No | 3 | - | 24-29' | No | No | Public | 37.581059 | -122.34664 |
| B-32-E | Coast Redwood | 42" or greater | Yes | 3 | 24-29' | - | Yes | 25% | Public | 37.581007 | -122.34655 |
| B-33-E | Tarata | 12-17" | No | 3 | 24-29' | - | Yes | 25% | Public | 37.580961 | -122.34643 |
| B-34-E | Coast Redwood | 30-35" | Yes | 4 | 24-29' | - | Yes | 25% | Public | 37.580942 | -122.34639 |
| B-35-E | Blackwood acacia | 18-23" | Yes | 3 | 19-24' | - | Yes | Yes | Public | 37.580914 | -122.34634 |
| B-36-E | Blackwood acacia | 12-17" | No | 3 | 19-24' | - | Yes | Yes | ROW | 37.580903 | -122.34633 |
| B-37-E | Blackwood acacia | 12-17" | No | 2 | 19-24' | - | Yes | Yes | ROW | 37.580889 | -122.3463 |
| B-38-E | Coast Redwood | 12-17" | Yes | 3 | - | 19-24' | Yes | No | Public | 37.580891 | -122.34624 |
| B-39-E | Coast Live Oak | 12-17" | Yes | 3 | 24-29' | - | Yes | 25% | Public | 37.580859 | -122.34619 |
| B-40-E | Blue gum | 24-30" | Yes | 2 | 19-24' | - | Yes | Yes | ROW | 37.580816 | -122.34612 |
| B-41-E | Coast Redwood | 30-35" | Yes | 4 | 24-29' | - | Yes | 25% | Public | 37.580803 | -122.34606 |
| B-42-E | Blackwood acacia | 18-23" | Yes | 3 | 24-29' | - | Yes | 25% | Public | 37.580776 | -122.346 |

Tree Inventory



| Tree ID | Common Name | DBH | Ptd. | Cond. | Trunk to Rail | Canopy to Rail | Impact | Remove | Location | Lat. | Long. |
|---------|------------------|--------|------|-------|---------------|----------------|--------|--------|----------|-----------|------------|
| B-43-E | Coast Redwood | 12-17" | Yes | 4 | 24-29' | - | Yes | 25% | Public | 37.580746 | -122.34593 |
| B-44-E | Coast Live Oak | 06-11" | No | 5 | - | 19-24' | Yes | No | Public | 37.58073 | -122.34586 |
| B-45-E | Coast Redwood | 06-11" | No | 3 | 24-29' | - | Yes | 25% | Public | 37.580701 | -122.34581 |
| B-46-E | Coast Redwood | 18-23" | Yes | 4 | - | 19-24' | Yes | No | Public | 37.580675 | -122.34573 |
| B-47-E | Coast Live Oak | 12-17" | No | 4 | - | 14-18' | Yes | No | Public | 37.580657 | -122.34568 |
| B-48-E | Coast Redwood | 24-30" | Yes | 2 | - | 19-24' | Yes | No | Public | 37.58063 | -122.34563 |
| B-49-E | Blackwood acacia | 12-17" | No | 2 | - | 24-29' | No | No | ROW | 37.580575 | -122.34554 |
| B-1-W | Evergreen pear | 06-11" | No | 3 | 19-24' | - | Yes | Yes | ROW | 37.587478 | -122.36256 |
| B-2-W | Evergreen pear | 06-11" | No | 3 | 19-24' | - | Yes | Yes | ROW | 37.587443 | -122.36249 |
| B-3-W | Evergreen pear | 06-11" | No | 2 | 19-24' | - | Yes | Yes | ROW | 37.587387 | -122.36237 |
| B-4-W | Evergreen pear | 06-11" | No | 2 | 19-24' | - | Yes | Yes | ROW | 37.587333 | -122.36225 |
| B-5-W | Evergreen pear | 06-11" | No | 3 | 19-24' | - | Yes | Yes | ROW | 37.587239 | -122.36202 |
| B-6-W | Evergreen pear | 06-11" | No | 3 | 19-24' | - | Yes | Yes | ROW | 37.587187 | -122.3619 |
| B-7-W | Evergreen pear | 06-11" | No | 2 | 19-24' | - | Yes | Yes | ROW | 37.58715 | -122.36182 |
| B-8-W | Evergreen pear | 06-11" | No | 3 | 19-24' | - | Yes | Yes | ROW | 37.586995 | -122.36147 |
| B-9-W | Evergreen pear | 06-11" | No | 2 | 19-24' | - | Yes | Yes | ROW | 37.58684 | -122.3611 |
| B-10-W | Evergreen pear | 06-11" | No | 3 | 19-24' | - | Yes | Yes | ROW | 37.586739 | -122.36084 |
| B-11-W | Evergreen pear | 06-11" | No | 3 | 19-24' | - | Yes | Yes | ROW | 37.586519 | -122.36033 |
| B-12-W | Evergreen pear | 06-11" | No | 3 | 19-24' | - | Yes | Yes | ROW | 37.586467 | -122.3602 |
| B-13-W | Coast Live Oak | 24-30" | Yes | 5 | 19-24' | - | Yes | Yes | Public | 37.586347 | -122.35994 |
| B-14-W | Coast Live Oak | 06-11" | No | 3 | 19-24' | - | Yes | Yes | Public | 37.586315 | -122.35987 |
| B-15-W | Bailey acacia | 06-11" | No | 2 | 19-24' | - | Yes | Yes | Public | 37.586296 | -122.35983 |
| B-16-W | Bailey acacia | 06-11" | No | 3 | 19-24' | - | Yes | Yes | Public | 37.58629 | -122.35981 |
| B-17-W | Bailey acacia | 12-17" | Yes | 3 | 19-24' | - | Yes | Yes | Public | 37.586262 | -122.35976 |
| B-18-W | Coast Live Oak | 30-35" | Yes | 4 | 24-29' | - | Yes | 25% | Public | 37.586231 | -122.3597 |
| B-19-W | Bailey acacia | 06-11" | No | 3 | 24-29' | - | Yes | 25% | Public | 37.586165 | -122.35953 |
| B-20-W | Blackwood acacia | 06-11" | No | 4 | 14-18' | - | Yes | Yes | ROW | 37.586077 | -122.35929 |
| B-21-W | Bailey acacia | 12-17" | No | 3 | - | 24-29' | No | No | Public | 37.586058 | -122.35932 |
| B-22-W | Blackwood acacia | 12-17" | No | 3 | 14-18' | - | Yes | Yes | ROW | 37.586065 | -122.35927 |
| B-23-W | Blackwood acacia | 06-11" | No | 3 | 14-18' | - | Yes | Yes | ROW | 37.586054 | -122.35926 |
| B-24-W | Bailey acacia | 12-17" | No | 3 | 24-29' | - | Yes | 25% | Public | 37.58603 | -122.35922 |
| B-25-W | Bailey acacia | 06-11" | No | 2 | 24-29' | - | Yes | 25% | ROW | 37.586021 | -122.3592 |

Tree Inventory



| Tree ID | Common Name | DBH | Ptd. | Cond. | Trunk to Rail | Canopy to Rail | Impact | Remove | Location | Lat. | Long. |
|---------|------------------|--------|------|-------|---------------|----------------|--------|--------|----------|-----------|------------|
| B-26-W | Bailey acacia | 12-17" | Yes | 2 | 24-29' | - | Yes | 25% | Public | 37.586015 | -122.35918 |
| B-27-W | Bailey acacia | 06-11" | No | 3 | 19-24' | - | Yes | Yes | Public | 37.586011 | -122.35917 |
| B-28-W | Coast Live Oak | 06-11" | No | 3 | 24-29' | - | Yes | 25% | Public | 37.586 | -122.35915 |
| B-29-W | Bailey acacia | 12-17" | No | 2 | 24-29' | - | Yes | 25% | Public | 37.585979 | -122.35911 |
| B-30-W | Bailey acacia | 06-11" | No | 2 | 24-29' | - | Yes | 25% | Public | 37.585972 | -122.35909 |
| B-31-W | Bailey acacia | 06-11" | No | 2 | 19-24' | - | Yes | Yes | Public | 37.58597 | -122.35905 |
| B-32-W | Bailey acacia | 06-11" | No | 2 | 24-29' | - | Yes | 25% | Public | 37.58595 | -122.35904 |
| B-33-W | Bailey acacia | 12-17" | No | 3 | 24-29' | - | Yes | 25% | Public | 37.585936 | -122.35903 |
| B-34-W | Bailey acacia | 12-17" | Yes | 3 | 24-29' | - | Yes | 25% | Public | 37.585935 | -122.35898 |
| B-35-W | Bailey acacia | 12-17" | No | 3 | 24-29' | - | Yes | 25% | Public | 37.58593 | -122.35897 |
| B-36-W | Bailey acacia | 12-17" | Yes | 3 | 24-29' | - | Yes | 25% | Public | 37.585889 | -122.35889 |
| B-37-W | Coast Redwood | 06-11" | No | 5 | 14-18' | - | Yes | Yes | Public | 37.585883 | -122.35888 |
| B-38-W | Coast Live Oak | 18-23" | Yes | 4 | 24-29' | - | Yes | 25% | Public | 37.585836 | -122.35875 |
| B-39-W | Blackwood acacia | 12-17" | No | 3 | 24-29' | - | Yes | 25% | Public | 37.585817 | -122.35871 |
| B-40-W | Blackwood acacia | 12-17" | No | 2 | 24-29' | - | Yes | 25% | Public | 37.585767 | -122.35859 |
| B-41-W | Blackwood acacia | 12-17" | Yes | 2 | 24-29' | - | Yes | 25% | Public | 37.585744 | -122.35855 |
| B-42-W | Blackwood acacia | 12-17" | Yes | 2 | 14-18' | - | Yes | Yes | Public | 37.58575 | -122.35852 |
| B-43-W | Blackwood acacia | 06-11" | No | 3 | 19-24' | - | Yes | Yes | Public | 37.585733 | -122.35847 |
| B-44-W | Blackwood acacia | 06-11" | No | 2 | 19-24' | - | Yes | Yes | Public | 37.585719 | -122.35846 |
| B-45-W | Blackwood acacia | 12-17" | No | 3 | 24-29' | - | Yes | 25% | Public | 37.585715 | -122.35844 |
| B-46-W | Bailey acacia | 18-23" | Yes | 1 | - | 24-29' | No | No | Public | 37.585648 | -122.35849 |
| B-47-W | Coast Live Oak | 12-17" | Yes | 4 | 14-18' | - | Yes | Yes | Public | 37.585699 | -122.35836 |
| B-48-W | Coast Live Oak | 18-23" | Yes | 4 | 14-18' | - | Yes | Yes | Public | 37.585676 | -122.3583 |
| B-49-W | Bailey acacia | 18-23" | Yes | 5 | 24-29' | - | Yes | 25% | Public | 37.585627 | -122.35827 |
| B-50-W | Coast Live Oak | 24-30" | Yes | 4 | 19-24' | - | Yes | Yes | Public | 37.585607 | -122.35816 |
| B-51-W | Coast Live Oak | 12-17" | No | 3 | 19-24' | - | Yes | Yes | Public | 37.585582 | -122.3581 |
| B-52-W | Bailey acacia | 06-11" | No | 2 | 19-24' | - | Yes | Yes | Public | 37.585542 | -122.358 |
| B-53-W | Bailey acacia | 06-11" | No | 3 | 24-29' | - | Yes | 25% | Public | 37.585523 | -122.358 |
| B-54-W | Bailey acacia | 06-11" | No | 2 | 24-29' | - | Yes | 25% | Public | 37.585513 | -122.35798 |
| B-55-W | Bailey acacia | 06-11" | No | 3 | 24-29' | - | Yes | 25% | Public | 37.585495 | -122.35793 |
| B-56-W | Bailey acacia | 12-17" | No | 3 | 24-29' | - | Yes | 25% | Public | 37.585472 | -122.35788 |
| B-57-W | Bailey acacia | 12-17" | No | 3 | 24-29' | - | Yes | 25% | Public | 37.58546 | -122.35783 |

Tree Inventory



| Tree ID | Common Name | DBH | Ptd. | Cond. | Trunk to Rail | Canopy to Rail | Impact | Remove | Location | Lat. | Long. |
|---------|----------------|----------------|------|-------|---------------|----------------|--------|--------|----------|-----------|------------|
| B-58-W | Bailey acacia | 12-17" | No | 3 | 24-29' | - | Yes | 25% | Public | 37.585449 | -122.35782 |
| B-59-W | Bailey acacia | 18-23" | Yes | 3 | 24-29' | - | Yes | 25% | Public | 37.585425 | -122.35778 |
| B-60-W | Coast Live Oak | 06-11" | No | 4 | 24-29' | - | Yes | 25% | Public | 37.58542 | -122.35772 |
| B-61-W | Bailey acacia | 12-17" | No | 3 | 24-29' | - | Yes | 25% | Public | 37.585384 | -122.35768 |
| B-62-W | Coast Live Oak | 06-11" | No | 4 | 24-29' | - | Yes | 25% | Public | 37.585359 | -122.35762 |
| B-63-W | Bailey acacia | 06-11" | No | 3 | 24-29' | - | Yes | 25% | Public | 37.585376 | -122.35763 |
| B-64-W | Coast Live Oak | 06-11" | No | 4 | 24-29' | - | Yes | 25% | Public | 37.585307 | -122.35746 |
| B-65-W | Coast Live Oak | 18-23" | Yes | 4 | 24-29' | - | Yes | 25% | Public | 37.585277 | -122.35738 |
| B-66-W | Bailey acacia | 12-17" | No | 3 | 24-29' | - | Yes | 25% | Public | 37.585238 | -122.35734 |
| B-67-W | Coast Live Oak | 18-23" | Yes | 4 | 24-29' | - | Yes | 25% | Public | 37.58525 | -122.35731 |
| B-68-W | Coast Live Oak | 06-11" | No | 4 | 24-29' | - | Yes | 25% | Public | 37.58521 | -122.35724 |
| B-69-W | Coast Live Oak | 12-17" | Yes | 3 | 24-29' | - | Yes | 25% | Public | 37.585183 | -122.35712 |
| B-70-W | Coast Live Oak | 12-17" | No | 4 | 24-29' | - | Yes | 25% | Public | 37.585169 | -122.35713 |
| B-71-W | Coast Live Oak | 42" or greater | Yes | 3 | 24-29' | - | Yes | 25% | Public | 37.585144 | -122.35708 |
| B-72-W | Bailey acacia | 18-23" | Yes | 2 | - | 19-24' | Yes | No | Public | 37.585072 | -122.35702 |
| B-73-W | Coast Live Oak | 12-17" | No | 3 | 24-29' | - | Yes | 25% | Public | 37.585087 | -122.35697 |
| B-74-W | Coast Live Oak | 18-23" | Yes | 3 | - | 19-24' | Yes | No | Public | 37.584989 | -122.35679 |
| B-75-W | Coast Live Oak | 42" or greater | Yes | 4 | 24-29' | - | Yes | 25% | Public | 37.584999 | -122.35677 |
| B-76-W | Coast Redwood | 36-41" | Yes | 5 | - | 14-18' | Yes | No | Public | 37.58487 | -122.35654 |
| B-77-W | Coast Live Oak | 24-30" | Yes | 5 | - | 19-24' | Yes | No | Public | 37.584816 | -122.35641 |
| B-78-W | Coast Live Oak | 24-30" | No | 2 | 24-29' | - | Yes | 25% | Public | 37.58483 | -122.35633 |
| B-79-W | Blue gum | 42" or greater | Yes | 3 | - | 24-29' | No | No | Public | 37.584646 | -122.35603 |
| B-80-W | Blue gum | 42" or greater | Yes | 3 | - | 24-29' | No | No | Public | 37.584612 | -122.35594 |
| B-81-W | Blue gum | 42" or greater | Yes | 4 | - | 19-24' | Yes | No | Public | 37.5846 | -122.35585 |
| B-82-W | Blue gum | 42" or greater | Yes | 4 | - | 19-24' | Yes | No | Public | 37.584557 | -122.35581 |
| B-83-W | Blue gum | 36-41" | Yes | 2 | - | 19-24' | Yes | No | Public | 37.58457 | -122.35578 |
| B-84-W | Blue gum | 24-30" | Yes | 1 | - | 19-24' | Yes | No | Public | 37.584469 | -122.35557 |

Tree Inventory



| Tree ID | Common Name | DBH | Ptd. | Cond. | Trunk to Rail | Canopy to Rail | Impact | Remove | Location | Lat. | Long. |
|---------|-------------|----------------|------|-------|---------------|----------------|--------|--------|----------|-----------|------------|
| B-85-W | Blue gum | 42" or greater | Yes | 3 | - | 24-29' | No | No | Public | 37.584461 | -122.35557 |
| B-86-W | Blue gum | 42" or greater | Yes | 3 | - | 24-29' | No | No | Public | 37.584432 | -122.35547 |
| B-87-W | Blue gum | 42" or greater | Yes | 1 | - | 24-29' | No | No | Public | 37.584415 | -122.35545 |
| B-88-W | Blue gum | 42" or greater | Yes | 2 | - | 24-29' | No | No | Public | 37.584407 | -122.35543 |
| B-89-W | Blue gum | 42" or greater | Yes | 4 | - | 24-29' | No | No | Public | 37.584356 | -122.35529 |
| B-90-W | Blue gum | 42" or greater | Yes | 2 | - | 24-29' | No | No | Public | 37.58431 | -122.35518 |
| B-91-W | Blue gum | 36-41" | Yes | 2 | - | 24-29' | No | No | Public | 37.58425 | -122.35503 |
| B-92-W | Blue gum | 42" or greater | Yes | 3 | - | 24-29' | No | No | Public | 37.584232 | -122.35504 |
| B-93-W | Blue gum | 42" or greater | Yes | 3 | - | 24-29' | No | No | Public | 37.584218 | -122.35494 |
| B-94-W | Blue gum | 36-41" | Yes | 3 | - | 24-29' | No | No | Public | 37.584188 | -122.35489 |
| B-95-W | Blue gum | 36-41" | Yes | 3 | - | 24-29' | No | No | Public | 37.584178 | -122.35486 |
| B-96-W | Blue gum | 42" or greater | Yes | 3 | - | 24-29' | No | No | Public | 37.584162 | -122.35482 |
| B-97-W | Blue gum | 06-11" | No | 2 | - | 24-29' | No | No | Public | 37.584144 | -122.35478 |
| B-98-W | Blue gum | 18-23" | Yes | 2 | - | 24-29' | No | No | Public | 37.584139 | -122.35477 |
| B-99-W | Blue gum | 12-17" | Yes | 2 | - | 24-29' | No | No | Public | 37.584122 | -122.35475 |
| B-100-W | Blue gum | 42" or greater | Yes | 3 | - | 24-29' | No | No | Public | 37.584086 | -122.35465 |
| B-101-W | Blue gum | 30-35" | Yes | 3 | - | 24-29' | No | No | Public | 37.584053 | -122.35456 |
| B-102-W | Blue gum | 42" or greater | Yes | 3 | - | 24-29' | No | No | Public | 37.584041 | -122.35453 |
| B-103-W | Blue gum | 42" or greater | Yes | 2 | - | 24-29' | No | No | Public | 37.583995 | -122.35442 |
| B-104-W | Blue gum | 42" or greater | Yes | 3 | - | 24-29' | No | No | Public | 37.583949 | -122.3543 |
| B-105-W | Blue gum | 42" or greater | Yes | 3 | - | 24-29' | No | No | Public | 37.583854 | -122.35408 |

Tree Inventory



| Tree ID | Common Name | DBH | Ptd. | Cond. | Trunk to Rail | Canopy to Rail | Impact | Remove | Location | Lat. | Long. |
|---------|-------------|----------------|------|-------|---------------|----------------|--------|--------|----------|-----------|------------|
| B-106-W | Blue gum | 42" or greater | Yes | 3 | - | 24-29' | No | No | Public | 37.58376 | -122.35386 |
| B-107-W | Blue gum | 30-35" | Yes | 3 | - | 24-29' | No | No | Public | 37.583693 | -122.35372 |
| B-108-W | Blue gum | 36-41" | Yes | 3 | - | 24-29' | No | No | Public | 37.583673 | -122.35367 |
| B-109-W | Blue gum | 36-41" | Yes | 2 | - | 24-29' | No | No | Public | 37.583657 | -122.35364 |
| B-110-W | Blue gum | 42" or greater | Yes | 3 | - | 24-29' | No | No | Public | 37.583644 | -122.35362 |
| B-111-W | Blue gum | 36-41" | Yes | 3 | - | 24-29' | No | No | Public | 37.583631 | -122.35357 |
| B-112-W | Blue gum | 36-41" | Yes | 3 | - | 24-29' | No | No | Public | 37.583599 | -122.35349 |
| B-113-W | Blue gum | 42" or greater | Yes | 3 | - | 24-29' | No | No | Public | 37.583556 | -122.3534 |
| B-114-W | Blue gum | 36-41" | Yes | 1 | - | 24-29' | No | No | Public | 37.58349 | -122.35323 |
| B-115-W | Blue gum | 42" or greater | Yes | 2 | - | 24-29' | No | No | Public | 37.583473 | -122.35319 |
| B-116-W | Blue gum | 42" or greater | Yes | 3 | - | 24-29' | No | No | Public | 37.583462 | -122.35316 |
| B-117-W | Blue gum | 42" or greater | Yes | 4 | - | 24-29' | No | No | Public | 37.583419 | -122.35312 |
| B-118-W | Blue gum | 06-11" | No | 4 | - | 24-29' | No | No | Public | 37.583393 | -122.35298 |
| B-119-W | Blue gum | 30-35" | Yes | 3 | - | 24-29' | No | No | ROW | 37.583377 | -122.35294 |
| B-120-W | Blue gum | 30-35" | Yes | 3 | - | 24-29' | No | No | Public | 37.583361 | -122.35293 |
| B-121-W | Blue gum | 24-30" | Yes | 3 | - | 24-29' | No | No | Public | 37.583349 | -122.35291 |
| B-122-W | Blue gum | 42" or greater | Yes | 3 | - | 24-29' | No | No | Public | 37.583337 | -122.35286 |
| B-123-W | Blue gum | 36-41" | Yes | 2 | - | 24-29' | No | No | Public | 37.583318 | -122.35284 |
| B-124-W | Blue gum | 42" or greater | Yes | 2 | - | 24-29' | No | No | Public | 37.583284 | -122.35276 |
| B-125-W | Blue gum | 42" or greater | Yes | 3 | - | 24-29' | No | No | Public | 37.583269 | -122.3527 |
| B-126-W | Blue gum | 42" or greater | Yes | 3 | - | 24-29' | No | No | Public | 37.583206 | -122.35256 |
| B-127-W | Blue gum | 24-30" | Yes | 3 | - | 24-29' | No | No | Public | 37.583189 | -122.35251 |
| B-128-W | Blue gum | 42" or greater | Yes | 3 | - | 24-29' | No | No | Public | 37.583157 | -122.35242 |
| B-129-W | Blue gum | 12-17" | No | 3 | - | 24-29' | No | No | Public | 37.583139 | -122.35239 |

Tree Inventory



| Tree ID | Common Name | DBH | Ptd. | Cond. | Trunk to Rail | Canopy to Rail | Impact | Remove | Location | Lat. | Long. |
|---------|------------------|----------------|------|-------|---------------|----------------|--------|--------|----------|-----------|------------|
| B-130-W | Blue gum | 12-17" | Yes | 1 | - | 24-29' | No | No | Public | 37.583104 | -122.35229 |
| B-131-W | Blue gum | 36-41" | Yes | 1 | - | 24-29' | No | No | Public | 37.583094 | -122.35227 |
| B-132-W | Blue gum | 12-17" | No | 2 | - | 24-29' | No | No | Public | 37.583072 | -122.35227 |
| B-133-W | Blue gum | 36-41" | Yes | 2 | - | 24-29' | No | No | Public | 37.583073 | -122.35222 |
| B-134-W | Blue gum | 36-41" | Yes | 2 | - | 24-29' | No | No | Public | 37.583027 | -122.35212 |
| B-135-W | Blue gum | 42" or greater | Yes | 2 | - | 24-29' | No | No | Public | 37.583013 | -122.3521 |
| B-136-W | Blue gum | 42" or greater | Yes | 3 | - | 24-29' | No | No | Public | 37.582999 | -122.35208 |
| B-137-W | Blue gum | 30-35" | Yes | 3 | - | 24-29' | No | No | Public | 37.58297 | -122.35198 |
| B-138-W | Blue gum | 24-30" | Yes | 1 | - | 24-29' | No | No | Public | 37.582954 | -122.35194 |
| B-139-W | Blue gum | 42" or greater | Yes | 3 | - | 24-29' | No | No | Public | 37.582946 | -122.35192 |
| B-140-W | Blue gum | 24-30" | Yes | 2 | - | 24-29' | No | No | Public | 37.582932 | -122.35188 |
| B-141-W | Blue gum | 36-41" | Yes | 3 | - | 24-29' | No | No | Public | 37.582917 | -122.35184 |
| B-142-W | Blue gum | 30-35" | Yes | 2 | - | 24-29' | No | No | Public | 37.582897 | -122.35182 |
| B-143-W | Blue gum | 24-30" | Yes | 2 | - | 24-29' | No | No | Public | 37.582872 | -122.35174 |
| B-144-W | Blue gum | 42" or greater | Yes | 2 | - | 24-29' | No | No | Public | 37.582853 | -122.3517 |
| B-145-W | Blue gum | 30-35" | Yes | 1 | - | 24-29' | No | No | Public | 37.582833 | -122.35166 |
| B-146-W | Blue gum | 36-41" | Yes | 2 | - | 24-29' | No | No | Public | 37.58282 | -122.35163 |
| B-147-W | Blue gum | 36-41" | Yes | 2 | - | 24-29' | No | No | Public | 37.582808 | -122.35161 |
| B-148-W | Blue gum | 12-17" | No | 3 | - | 24-29' | No | No | Public | 37.582796 | -122.35157 |
| B-149-W | Blue gum | 36-41" | Yes | 3 | - | 24-29' | No | No | Public | 37.582789 | -122.35156 |
| B-150-W | Blue gum | 42" or greater | Yes | 3 | - | 24-29' | No | No | Public | 37.582774 | -122.35152 |
| B-151-W | Blue gum | 30-35" | Yes | 2 | - | 24-29' | No | No | Public | 37.582732 | -122.35141 |
| B-152-W | Blue gum | 30-35" | Yes | 2 | - | 24-29' | No | No | Public | 37.582708 | -122.35135 |
| B-153-W | Blue gum | 12-17" | No | 3 | - | 24-29' | No | No | Public | 37.582669 | -122.35128 |
| B-154-W | Blue gum | 18-23" | No | 3 | - | 24-29' | No | No | Public | 37.582657 | -122.35125 |
| B-155-W | Blue gum | 30-35" | No | 2 | - | 24-29' | No | No | Public | 37.582651 | -122.35123 |
| B-156-W | Blue gum | 36-41" | No | 2 | - | 24-29' | No | No | Public | 37.582619 | -122.35116 |
| B-157-W | Blackwood acacia | 06-11" | No | 2 | 24-29' | - | Yes | 25% | ROW | 37.582401 | -122.35054 |
| B-158-W | Blue gum | 24-30" | Yes | 4 | 24-29' | - | Yes | 25% | ROW | 37.582369 | -122.35045 |

Tree Inventory



| Tree ID | Common Name | DBH | Ptd. | Cond. | Trunk to Rail | Canopy to Rail | Impact | Remove | Location | Lat. | Long. |
|---------|-------------|----------------|------|-------|---------------|----------------|--------|--------|----------|-----------|------------|
| B-159-W | Blue gum | 12-17" | Yes | 2 | - | 24-29' | No | No | Public | 37.582297 | -122.35037 |
| B-160-W | Blue gum | 24-30" | Yes | 2 | - | 19-24' | Yes | No | Public | 37.58228 | -122.35034 |
| B-161-W | Blue gum | 36-41" | Yes | 3 | - | 19-24' | Yes | No | Public | 37.582265 | -122.35031 |
| B-162-W | Blue gum | 30-35" | Yes | 3 | - | 19-24' | Yes | No | Public | 37.582246 | -122.35025 |
| B-163-W | Blue gum | 36-41" | Yes | 3 | - | 24-29' | No | No | Public | 37.582238 | -122.35023 |
| B-164-W | Blue gum | 24-30" | Yes | 2 | - | 24-29' | No | No | Public | 37.58223 | -122.35021 |
| B-165-W | Blue gum | 30-35" | Yes | 1 | - | 19-24' | Yes | No | Public | 37.582221 | -122.35019 |
| B-166-W | Blue gum | 36-41" | Yes | 2 | - | 24-29' | No | No | Public | 37.582202 | -122.35015 |
| B-167-W | Blue gum | 42" or greater | Yes | 3 | - | 24-29' | No | No | Public | 37.582182 | -122.3501 |
| B-168-W | Blue gum | 36-41" | Yes | 2 | - | 24-29' | No | No | Public | 37.582172 | -122.35008 |
| B-169-W | Blue gum | 42" or greater | Yes | 3 | - | 24-29' | No | No | Public | 37.582169 | -122.35006 |
| B-170-W | Blue gum | 30-35" | Yes | 2 | - | 24-29' | No | No | Public | 37.582144 | -122.35001 |
| B-171-W | Blue gum | 42" or greater | Yes | 3 | - | 19-24' | Yes | No | Public | 37.582136 | -122.34999 |
| B-172-W | Blue gum | 12-17" | No | 3 | - | 24-29' | No | No | Public | 37.582117 | -122.34997 |
| B-173-W | Blue gum | 42" or greater | No | 3 | - | 19-24' | Yes | No | Public | 37.582111 | -122.34995 |
| B-174-W | Blue gum | 42" or greater | Yes | 3 | - | 24-29' | No | No | Public | 37.582108 | -122.34993 |
| B-175-W | Blue gum | 12-17" | Yes | 1 | - | 24-29' | No | No | Public | 37.582088 | -122.3499 |
| B-176-W | Blue gum | 42" or greater | Yes | 3 | - | 24-29' | No | No | Public | 37.582059 | -122.3498 |
| B-177-W | Blue gum | 24-30" | Yes | 1 | - | 19-24' | Yes | No | Public | 37.582042 | -122.34976 |
| B-178-W | Blue gum | 42" or greater | Yes | 2 | - | 24-29' | No | No | Public | 37.582031 | -122.34973 |
| B-179-W | Blue gum | 42" or greater | Yes | 2 | - | 19-24' | Yes | No | Public | 37.58202 | -122.3497 |
| B-180-W | Blue gum | 42" or greater | Yes | 3 | - | 24-29' | No | No | Public | 37.582 | -122.34966 |
| B-181-W | Blue gum | 42" or greater | Yes | 2 | - | 24-29' | No | No | Public | 37.581988 | -122.34964 |
| B-182-W | Blue gum | 06-11" | Yes | 2 | - | 24-29' | No | No | Public | 37.581975 | -122.34963 |

Tree Inventory



| Tree ID | Common Name | DBH | Ptd. | Cond. | Trunk to Rail | Canopy to Rail | Impact | Remove | Location | Lat. | Long. |
|---------|-------------|----------------|------|-------|---------------|----------------|--------|--------|----------|-----------|------------|
| B-183-W | Blue gum | 42" or greater | Yes | 2 | - | 24-29' | No | No | Public | 37.581968 | -122.34962 |
| B-184-W | Blue gum | 18-23" | Yes | 1 | - | 24-29' | No | No | Public | 37.581978 | -122.3496 |
| B-185-W | Blue gum | 24-30" | Yes | 1 | - | 19-24' | Yes | No | Public | 37.581944 | -122.34952 |
| B-186-W | Blue gum | 42" or greater | Yes | 3 | - | 24-29' | No | No | Public | 37.581939 | -122.34951 |
| B-187-W | Blue gum | 42" or greater | Yes | 3 | - | 19-24' | Yes | No | Public | 37.581905 | -122.34943 |
| B-188-W | Blue gum | 18-23" | Yes | 1 | - | 19-24' | Yes | No | Public | 37.581897 | -122.34941 |
| B-189-W | Blue gum | 18-23" | Yes | 1 | - | 24-29' | No | No | Public | 37.58186 | -122.34934 |
| B-190-W | Blue gum | 36-41" | Yes | 1 | - | 24-29' | No | No | Public | 37.581839 | -122.34929 |
| B-191-W | Blue gum | 36-41" | Yes | 3 | - | 24-29' | No | No | Public | 37.58183 | -122.34926 |
| B-192-W | Blue gum | 36-41" | Yes | 2 | - | 24-29' | No | No | Public | 37.581811 | -122.34922 |
| B-193-W | Blue gum | 42" or greater | Yes | 3 | - | 24-29' | No | No | Public | 37.581793 | -122.34918 |
| B-194-W | Blue gum | 30-35" | Yes | 3 | - | 24-29' | No | No | Public | 37.581784 | -122.34916 |
| B-195-W | Blue gum | 30-35" | Yes | 3 | - | 24-29' | No | No | ROW | 37.581757 | -122.34908 |
| B-196-W | Blue gum | 42" or greater | Yes | 3 | - | 24-29' | No | No | ROW | 37.581751 | -122.34906 |
| B-197-W | Blue gum | 36-41" | Yes | 3 | - | 24-29' | No | No | ROW | 37.58173 | -122.34901 |
| B-198-W | Blue gum | 30-35" | Yes | 2 | - | 24-29' | No | No | ROW | 37.581722 | -122.34899 |
| B-199-W | Blue gum | 42" or greater | Yes | 3 | - | 24-29' | No | No | ROW | 37.58171 | -122.34896 |
| B-200-W | Blue gum | 24-30" | Yes | 2 | - | 19-24' | Yes | No | ROW | 37.581698 | -122.34895 |
| B-201-W | Blue gum | 36-41" | Yes | 1 | - | 24-29' | No | No | ROW | 37.581687 | -122.34892 |
| B-202-W | Blue gum | 36-41" | Yes | 1 | - | 24-29' | No | No | ROW | 37.581677 | -122.3489 |
| B-203-W | Blue gum | 42" or greater | Yes | 3 | - | 24-29' | No | No | ROW | 37.581661 | -122.34886 |
| B-204-W | Blue gum | 18-23" | Yes | 1 | - | 24-29' | No | No | ROW | 37.581648 | -122.34884 |
| B-205-W | Blue gum | 36-41" | Yes | 3 | - | 19-24' | Yes | No | ROW | 37.581632 | -122.34879 |
| B-206-W | Blue gum | 36-41" | Yes | 2 | - | 24-29' | No | No | ROW | 37.581616 | -122.34876 |
| B-207-W | Blue gum | 42" or greater | Yes | 3 | - | 24-29' | No | No | ROW | 37.581562 | -122.34863 |
| B-208-W | Blue gum | 18-23" | Yes | 1 | - | 24-29' | No | No | ROW | 37.581535 | -122.34857 |

Tree Inventory



| Tree ID | Common Name | DBH | Ptd. | Cond. | Trunk to Rail | Canopy to Rail | Impact | Remove | Location | Lat. | Long. |
|---------|-------------|----------------|------|-------|---------------|----------------|--------|--------|----------|-----------|------------|
| B-209-W | Blue gum | 30-35" | Yes | 2 | - | 19-24' | Yes | No | ROW | 37.581527 | -122.34854 |
| B-210-W | Blue gum | 42" or greater | Yes | 3 | - | 24-29' | No | No | ROW | 37.581514 | -122.34851 |
| B-211-W | Blue gum | 30-35" | Yes | 2 | - | 24-29' | No | No | ROW | 37.58149 | -122.34846 |
| B-212-W | Blue gum | 24-30" | Yes | 2 | - | 24-29' | No | No | ROW | 37.581468 | -122.3484 |
| B-213-W | Blue gum | 24-30" | Yes | 1 | - | 24-29' | No | No | ROW | 37.58146 | -122.34838 |
| B-214-W | Blue gum | 42" or greater | Yes | 1 | - | 24-29' | No | No | ROW | 37.581438 | -122.34833 |
| B-215-W | Blue gum | 30-35" | Yes | 2 | - | 24-29' | No | No | ROW | 37.581421 | -122.3483 |
| B-216-W | Blue gum | 30-35" | Yes | 2 | - | 24-29' | No | No | ROW | 37.581408 | -122.34827 |
| B-217-W | Blue gum | 36-41" | Yes | 3 | - | 24-29' | No | No | ROW | 37.581396 | -122.34824 |
| B-218-W | Blue gum | 24-30" | Yes | 1 | - | 24-29' | No | No | ROW | 37.581386 | -122.34821 |
| B-219-W | Blue gum | 42" or greater | Yes | 3 | - | 24-29' | No | No | ROW | 37.581367 | -122.34817 |
| B-220-W | Blue gum | 42" or greater | Yes | 3 | - | 24-29' | No | No | ROW | 37.581355 | -122.34813 |
| B-221-W | Blue gum | 18-23" | Yes | 2 | - | 24-29' | No | No | ROW | 37.581343 | -122.34809 |
| B-222-W | Blue gum | 42" or greater | Yes | 2 | - | 24-29' | No | No | ROW | 37.581332 | -122.34808 |
| B-223-W | Blue gum | 42" or greater | Yes | 3 | - | 24-29' | No | No | ROW | 37.581323 | -122.34805 |
| B-224-W | Blue gum | 30-35" | Yes | 1 | - | 24-29' | No | No | ROW | 37.581312 | -122.34803 |
| B-225-W | Blue gum | 30-35" | Yes | 2 | - | 24-29' | No | No | ROW | 37.5813 | -122.34801 |
| B-226-W | Blue gum | 42" or greater | Yes | 2 | - | 24-29' | No | No | ROW | 37.581288 | -122.34797 |
| B-227-W | Blue gum | 36-41" | Yes | 2 | - | 24-29' | No | No | ROW | 37.581273 | -122.34795 |
| B-228-W | Blue gum | 36-41" | Yes | 2 | - | 24-29' | No | No | ROW | 37.581263 | -122.34791 |
| B-229-W | Blue gum | 24-30" | Yes | 2 | - | 24-29' | No | No | ROW | 37.581239 | -122.34786 |
| B-230-W | Blue gum | 30-35" | Yes | 3 | - | 24-29' | No | No | ROW | 37.58122 | -122.34781 |
| B-231-W | Blue gum | 30-35" | Yes | 1 | - | 24-29' | No | No | ROW | 37.581207 | -122.34778 |
| B-232-W | Blue gum | 24-30" | Yes | 2 | - | 24-29' | No | No | ROW | 37.581192 | -122.34776 |
| B-233-W | Blue gum | 30-35" | Yes | 2 | - | 24-29' | No | No | ROW | 37.581182 | -122.34772 |
| B-234-W | Blue gum | 24-30" | Yes | 1 | - | 24-29' | No | No | ROW | 37.581166 | -122.34769 |

Tree Inventory



| Tree ID | Common Name | DBH | Ptd. | Cond. | Trunk to Rail | Canopy to Rail | Impact | Remove | Location | Lat. | Long. |
|---------|-------------|----------------|------|-------|---------------|----------------|--------|--------|----------|-----------|------------|
| B-235-W | Blue gum | 42" or greater | Yes | 2 | - | 24-29' | No | No | ROW | 37.581148 | -122.34765 |
| B-236-W | Blue gum | 42" or greater | Yes | 3 | - | 24-29' | No | No | ROW | 37.581128 | -122.3476 |
| B-237-W | Blue gum | 18-23" | Yes | 1 | - | 24-29' | No | No | ROW | 37.581113 | -122.34756 |
| B-238-W | Blue gum | 30-35" | Yes | 2 | - | 19-24' | Yes | No | ROW | 37.581096 | -122.34752 |
| B-239-W | Blue gum | 42" or greater | Yes | 4 | - | 24-29' | No | No | ROW | 37.581078 | -122.34747 |
| B-240-W | Blue gum | 36-41" | Yes | 1 | - | 19-24' | Yes | No | ROW | 37.581048 | -122.34748 |
| B-241-W | Blue gum | 30-35" | Yes | 3 | - | 19-24' | Yes | No | ROW | 37.581057 | -122.34743 |
| B-242-W | Blue gum | 36-41" | Yes | 3 | - | 24-29' | No | No | ROW | 37.581044 | -122.3474 |
| B-243-W | Blue gum | 36-41" | Yes | 3 | - | 24-29' | No | No | ROW | 37.581025 | -122.34736 |
| B-244-W | Blue gum | 36-41" | Yes | 1 | - | 19-24' | Yes | No | ROW | 37.580997 | -122.34728 |
| B-245-W | Blue gum | 30-35" | Yes | 2 | - | 24-29' | No | No | ROW | 37.580981 | -122.34724 |
| B-246-W | Blue gum | 30-35" | Yes | 2 | - | 24-29' | No | No | ROW | 37.58096 | -122.3472 |
| B-247-W | Blue gum | 42" or greater | Yes | 2 | - | 24-29' | No | No | ROW | 37.580949 | -122.34717 |
| B-248-W | Blue gum | 42" or greater | Yes | 3 | - | 19-24' | Yes | No | ROW | 37.58093 | -122.34713 |
| B-249-W | Blue gum | 30-35" | Yes | 2 | - | 24-29' | No | No | ROW | 37.580917 | -122.34709 |
| B-250-W | Blue gum | 36-41" | Yes | 2 | - | 24-29' | No | No | ROW | 37.580904 | -122.34706 |
| B-251-W | Blue gum | 42" or greater | Yes | 3 | - | 24-29' | No | No | ROW | 37.580877 | -122.347 |
| B-252-W | Blue gum | 42" or greater | Yes | 3 | - | 24-29' | No | No | ROW | 37.580861 | -122.34696 |
| B-253-W | Blue gum | 30-35" | Yes | 3 | - | 24-29' | No | No | ROW | 37.580846 | -122.34693 |
| B-254-W | Blue gum | 42" or greater | Yes | 3 | - | 19-24' | Yes | No | ROW | 37.580835 | -122.3469 |
| B-255-W | Blue gum | 30-35" | Yes | 2 | - | 24-29' | No | No | ROW | 37.580815 | -122.34684 |
| B-256-W | Blue gum | 42" or greater | Yes | 2 | - | 19-24' | Yes | No | ROW | 37.5808 | -122.3468 |
| B-257-W | Blue gum | 30-35" | Yes | 2 | - | 19-24' | Yes | No | ROW | 37.580777 | -122.34675 |
| B-258-W | Blue gum | 42" or greater | Yes | 2 | - | 24-29' | No | No | ROW | 37.58074 | -122.34678 |
| B-259-W | Blue gum | 24-30" | Yes | 1 | - | 24-29' | No | No | ROW | 37.58069 | -122.34668 |

Tree Inventory



| Tree ID | Common Name | DBH | Ptd. | Cond. | Trunk to Rail | Canopy to Rail | Impact | Remove | Location | Lat. | Long. |
|---------|----------------|----------------|------|-------|---------------|----------------|--------|--------|----------|-----------|------------|
| B-260-W | Blue gum | 30-35" | Yes | 2 | - | 24-29' | No | No | ROW | 37.580711 | -122.34659 |
| B-261-W | Blue gum | 42" or greater | Yes | 3 | - | 24-29' | No | No | ROW | 37.580678 | -122.34651 |
| B-262-W | Blue gum | 12-17" | Yes | 2 | - | 24-29' | No | No | ROW | 37.580657 | -122.34647 |
| B-263-W | Blue gum | 42" or greater | Yes | 3 | - | 24-29' | No | No | ROW | 37.580643 | -122.34645 |
| B-264-W | Blue gum | 30-35" | Yes | 3 | - | 24-29' | No | No | ROW | 37.580633 | -122.34643 |
| B-265-W | Blue gum | 42" or greater | Yes | 2 | - | 24-29' | No | No | ROW | 37.580621 | -122.34641 |
| B-266-W | Blue gum | 12-17" | Yes | 1 | - | 24-29' | No | No | ROW | 37.58062 | -122.34638 |
| B-267-W | Blue gum | 42" or greater | Yes | 2 | - | 24-29' | No | No | ROW | 37.580578 | -122.34639 |
| B-268-W | Blue gum | 36-41" | Yes | 1 | - | 24-29' | No | No | ROW | 37.580608 | -122.34634 |
| B-269-W | Blue gum | 18-23" | Yes | 1 | - | 24-29' | No | No | ROW | 37.580583 | -122.34629 |
| B-270-W | Blue gum | 18-23" | Yes | 1 | - | 24-29' | No | No | ROW | 37.580568 | -122.34626 |
| B-271-W | Blue gum | 42" or greater | Yes | 3 | - | 24-29' | No | No | ROW | 37.58055 | -122.34622 |
| B-272-W | Blue gum | 30-35" | Yes | 2 | - | 19-24' | Yes | No | ROW | 37.580535 | -122.34619 |
| B-273-W | Blue gum | 30-35" | Yes | 3 | - | 24-29' | No | No | ROW | 37.580511 | -122.34614 |
| B-274-W | Blue gum | 42" or greater | Yes | 3 | - | 24-29' | No | No | ROW | 37.580467 | -122.34602 |
| B-275-W | Blue gum | 24-30" | Yes | 3 | - | 24-29' | No | No | ROW | 37.580451 | -122.34598 |
| B-276-W | Blue gum | 30-35" | Yes | 3 | - | 24-29' | No | No | ROW | 37.580428 | -122.34594 |
| B-277-W | Blue gum | 36-41" | Yes | 3 | - | 24-29' | No | No | ROW | 37.580417 | -122.3459 |
| B-278-W | Blue gum | 12-17" | Yes | 2 | - | 24-29' | No | No | ROW | 37.580389 | -122.34584 |
| B-279-W | Blue gum | 18-23" | Yes | 2 | - | 24-29' | No | No | ROW | 37.58037 | -122.3458 |
| B-280-W | Blue gum | 42" or greater | Yes | 3 | - | 24-29' | No | No | ROW | 37.580345 | -122.34574 |
| MP-1-E | Coast Live Oak | 12-17" | No | 3 | 19-24' | - | Yes | Yes | Public | 37.461114 | -122.19209 |
| MP-2-E | Coast Live Oak | 18-23" | Yes | 4 | 19-24' | - | Yes | Yes | Public | 37.461094 | -122.19207 |
| MP-3-E | Coast Live Oak | 06-11" | No | 4 | 19-24' | - | Yes | Yes | Public | 37.46107 | -122.19203 |
| MP-4-E | Monterey pine | 12-17" | No | 2 | - | 09-13' | Yes | No | Private | 37.461059 | -122.19194 |
| MP-5-E | Coast Live Oak | 06-11" | No | 3 | - | 24-29' | No | No | Private | 37.461036 | -122.19191 |
| MP-6-E | Coast Live Oak | 06-11" | Yes | 3 | - | 24-29' | No | No | Private | 37.46103 | -122.19189 |

Tree Inventory



| Tree ID | Common Name | DBH | Ptd. | Cond. | Trunk to Rail | Canopy to Rail | Impact | Remove | Location | Lat. | Long. |
|---------|-------------------------|--------|------|-------|---------------|----------------|--------|--------|----------|-----------|------------|
| MP-7-E | American elm | 06-11" | No | 3 | 14-18' | - | Yes | Yes | Public | 37.460991 | -122.1919 |
| MP-8-E | Coast Redwood | 12-17" | Yes | 4 | - | 19-24' | Yes | No | Private | 37.461015 | -122.19187 |
| MP-9-E | Coast Redwood | 06-11" | No | 4 | 24-29' | - | Yes | 25% | Private | 37.460992 | -122.19187 |
| MP-10-E | Coast Live Oak | 30-35" | Yes | 4 | 19-24' | - | Yes | Yes | Private | 37.460884 | -122.19172 |
| MP-11-E | Coast Redwood | 24-30" | Yes | 4 | 24-29' | - | Yes | 25% | Private | 37.460776 | -122.19155 |
| MP-12-E | California bay | 06-11" | No | 3 | 24-29' | - | Yes | 25% | Private | 37.460733 | -122.19149 |
| MP-13-E | Coast Redwood | 30-35" | Yes | 4 | 19-24' | - | Yes | Yes | ROW | 37.460719 | -122.19147 |
| MP-14-E | Coast Live Oak | 06-11" | No | 4 | 14-18' | - | Yes | Yes | ROW | 37.460662 | -122.19138 |
| MP-15-E | Coast Redwood | 24-30" | Yes | 3 | 24-29' | - | Yes | 25% | Private | 37.460623 | -122.19131 |
| MP-16-E | Coast Redwood | 06-11" | No | 4 | 24-29' | - | Yes | 25% | Private | 37.460608 | -122.1913 |
| MP-17-E | Coast Live Oak | 06-11" | No | 4 | 14-18' | - | Yes | Yes | ROW | 37.460571 | -122.19126 |
| MP-18-E | California black walnut | 12-17" | Yes | 3 | - | 24-29' | No | No | Private | 37.46059 | -122.19117 |
| MP-19-E | Coast Live Oak | 06-11" | No | 5 | 14-18' | - | Yes | Yes | ROW | 37.460473 | -122.19112 |
| MP-20-E | Coast Redwood | 24-30" | Yes | 5 | - | 24-29' | No | No | Private | 37.460372 | -122.19088 |
| MP-21-E | Coast Redwood | 24-30" | Yes | 5 | 24-29' | - | Yes | 25% | Private | 37.460343 | -122.19089 |
| MP-22-E | Coast Redwood | 18-23" | Yes | 5 | 24-29' | - | Yes | 25% | Private | 37.460338 | -122.19087 |
| MP-23-E | Coast Redwood | 18-23" | Yes | 5 | 24-29' | - | Yes | 25% | Private | 37.46033 | -122.19085 |
| MP-24-E | Coast Redwood | 18-23" | Yes | 5 | - | 19-24' | Yes | No | Private | 37.460326 | -122.19082 |
| MP-25-E | Coast Redwood | 12-17" | Yes | 5 | 24-29' | - | Yes | 25% | Private | 37.460295 | -122.1908 |
| MP-26-E | Coast Live Oak | 12-17" | Yes | 4 | 19-24' | - | Yes | Yes | ROW | 37.460269 | -122.1908 |
| MP-27-E | Pittosporum sp. | 12-17" | No | 3 | - | 14-18' | Yes | No | Private | 37.460286 | -122.19075 |
| MP-28-E | Pittosporum sp. | 12-17" | No | 3 | - | 14-18' | Yes | No | Private | 37.460256 | -122.19071 |
| MP-29-E | Coast Live Oak | 30-35" | Yes | 4 | - | 04-08' | Yes | No | Private | 37.460206 | -122.19063 |
| MP-30-E | Portuguese laurel | 12-17" | No | 2 | 19-24' | - | Yes | Yes | ROW | 37.460131 | -122.19058 |
| MP-31-E | California bay | 24-30" | Yes | 2 | 24-29' | - | Yes | 25% | Private | 37.460073 | -122.19046 |
| MP-32-E | California bay | 12-17" | No | 3 | 24-29' | - | Yes | 25% | Private | 37.460053 | -122.19042 |
| MP-33-E | Silk oak | 18-23" | Yes | 3 | - | 24-29' | No | No | Private | 37.459944 | -122.19025 |
| MP-34-E | Myoporum | 06-11" | No | 2 | - | 19-24' | Yes | No | Private | 37.459937 | -122.19023 |
| MP-35-E | Myoporum | 06-11" | No | 2 | - | 19-24' | Yes | No | Private | 37.459891 | -122.19016 |
| MP-36-E | Coast Live Oak | 30-35" | Yes | 3 | - | 04-08' | Yes | No | Private | 37.459815 | -122.19004 |
| MP-37-E | Monterey pine | 12-17" | No | 2 | - | 19-24' | Yes | No | Private | 37.459717 | -122.18988 |
| MP-38-E | Coast Live Oak | 12-17" | Yes | 3 | - | 09-13' | Yes | No | Private | 37.459686 | -122.18985 |

Tree Inventory



| Tree ID | Common Name | DBH | Ptd. | Cond. | Trunk to Rail | Canopy to Rail | Impact | Remove | Location | Lat. | Long. |
|---------|-------------------|----------------|------|-------|---------------|----------------|--------|--------|----------|-----------|------------|
| MP-39-E | Valley oak | 24-30" | Yes | 2 | - | 24-29' | No | No | Private | 37.459719 | -122.18981 |
| MP-40-E | Coast Live Oak | 12-17" | Yes | 4 | 19-24' | - | Yes | Yes | ROW | 37.459575 | -122.18971 |
| MP-41-E | Coast Live Oak | 24-30" | Yes | 4 | 19-24' | - | Yes | Yes | ROW | 37.459573 | -122.18969 |
| MP-42-E | Coast Live Oak | 18-23" | Yes | 4 | 24-29' | - | Yes | 25% | ROW | 37.459534 | -122.18963 |
| MP-43-E | Coast Live Oak | 12-17" | Yes | 4 | 24-29' | - | Yes | 25% | Private | 37.459503 | -122.18958 |
| MP-44-E | Coast Live Oak | 18-23" | Yes | 3 | 24-29' | - | Yes | 25% | ROW | 37.459447 | -122.18949 |
| MP-45-E | Coast Redwood | 30-35" | Yes | 5 | - | 24-29' | No | No | Private | 37.459445 | -122.18944 |
| MP-46-E | Pittosporum sp. | 06-11" | No | 3 | - | 19-24' | Yes | No | Private | 37.459433 | -122.18944 |
| MP-47-E | Coast Live Oak | 24-30" | Yes | 4 | - | 04-08' | Yes | No | Private | 37.459261 | -122.18916 |
| MP-48-E | Coast Live Oak | 24-30" | Yes | 4 | - | 14-18' | Yes | No | Private | 37.459233 | -122.18913 |
| MP-49-E | Coast Live Oak | 30-35" | Yes | 4 | 24-29' | - | Yes | 25% | ROW | 37.459196 | -122.1891 |
| MP-50-E | Coast Live Oak | 06-11" | No | 3 | 24-29' | - | Yes | 25% | ROW | 37.459148 | -122.18903 |
| MP-51-E | Coast Live Oak | 12-17" | Yes | 4 | 24-29' | - | Yes | 25% | ROW | 37.459114 | -122.18897 |
| MP-52-E | Coast Live Oak | 06-11" | No | 3 | 24-29' | - | Yes | 25% | ROW | 37.45909 | -122.18893 |
| MP-53-E | Blackwood acacia | 12-17" | No | 3 | 24-29' | - | Yes | 25% | Private | 37.459045 | -122.18886 |
| MP-54-E | Coast Live Oak | 06-11" | No | 4 | 24-29' | - | Yes | 25% | ROW | 37.459011 | -122.18881 |
| MP-55-E | Coast Live Oak | 06-11" | Yes | 4 | 24-29' | - | Yes | 25% | ROW | 37.458993 | -122.18878 |
| MP-56-E | Coast Live Oak | 12-17" | Yes | 4 | 24-29' | - | Yes | 25% | ROW | 37.458964 | -122.18874 |
| MP-57-E | Red iron bark | 06-11" | No | 3 | - | 09-13' | Yes | No | Private | 37.458952 | -122.18868 |
| MP-58-E | Blackwood acacia | 12-17" | No | 3 | - | 14-18' | Yes | No | Private | 37.458939 | -122.18866 |
| MP-59-E | Coast Live Oak | 24-30" | Yes | 3 | - | 24-29' | No | No | Private | 37.458956 | -122.18864 |
| MP-60-E | Coast Live Oak | 24-30" | Yes | 3 | - | 04-08' | Yes | No | Private | 37.45891 | -122.18862 |
| MP-61-E | Coast Live Oak | 30-35" | Yes | 3 | - | 04-08' | Yes | No | Private | 37.458896 | -122.18859 |
| MP-62-E | Silver dollar gum | 12-17" | Yes | 4 | - | 09-13' | Yes | No | Private | 37.458846 | -122.18852 |
| MP-63-E | Silver dollar gum | 12-17" | No | 2 | - | 19-24' | Yes | No | Private | 37.458839 | -122.18851 |
| MP-64-E | Silver dollar gum | 12-17" | Yes | 3 | - | 19-24' | Yes | No | Private | 37.458836 | -122.18849 |
| MP-65-E | Silver dollar gum | 18-23" | Yes | 4 | - | 19-24' | Yes | No | Private | 37.458813 | -122.18846 |
| MP-66-E | Silver dollar gum | 24-30" | Yes | 4 | - | 14-18' | Yes | No | Private | 37.458773 | -122.18839 |
| MP-67-E | Valley oak | 42" or greater | Yes | 4 | - | 04-08' | Yes | No | Private | 37.458709 | -122.1883 |
| MP-68-E | Coast Redwood | 18-23" | Yes | 4 | - | 19-24' | Yes | No | Private | 37.458669 | -122.18824 |
| MP-69-E | Tree of Heaven | 06-11" | No | 3 | - | 14-18' | Yes | No | Private | 37.458643 | -122.1882 |
| MP-70-E | Monterey pine | 36-41" | Yes | 3 | 24-29' | - | Yes | 25% | Private | 37.45861 | -122.18817 |

Tree Inventory



| Tree ID | Common Name | DBH | Ptd. | Cond. | Trunk to Rail | Canopy to Rail | Impact | Remove | Location | Lat. | Long. |
|----------|-----------------|----------------|------|-------|---------------|----------------|--------|--------|----------|-----------|------------|
| MP-71-E | Pittosporum sp. | 18-23" | Yes | 3 | - | 24-29' | No | No | Private | 37.458572 | -122.18808 |
| MP-72-E | Monterey pine | 24-30" | Yes | 2 | 24-29' | - | Yes | 25% | Private | 37.458551 | -122.18808 |
| MP-73-E | Coast Live Oak | 42" or greater | No | 3 | - | 09-13' | Yes | No | Private | 37.458469 | -122.18791 |
| MP-74-E | Coast Live Oak | 06-11" | No | 3 | 24-29' | - | Yes | 25% | ROW | 37.458428 | -122.18789 |
| MP-75-E | Coast Live Oak | 06-11" | No | 4 | 24-29' | - | Yes | 25% | Private | 37.458361 | -122.18778 |
| MP-76-E | Monterey pine | 36-41" | Yes | 2 | 24-29' | - | Yes | 25% | ROW | 37.458345 | -122.18776 |
| MP-77-E | Coast Live Oak | 12-17" | Yes | 4 | 24-29' | - | Yes | 25% | ROW | 37.458305 | -122.18768 |
| MP-78-E | Coast Live Oak | 18-23" | No | 3 | 24-29' | - | Yes | 25% | ROW | 37.458273 | -122.18764 |
| MP-79-E | Coast Live Oak | 06-11" | No | 3 | 24-29' | - | Yes | 25% | ROW | 37.458229 | -122.18757 |
| MP-80-E | Coast Live Oak | 06-11" | No | 3 | 24-29' | - | Yes | 25% | ROW | 37.458211 | -122.18754 |
| MP-81-E | California bay | 18-23" | Yes | 4 | - | 19-24' | Yes | No | ROW | 37.458232 | -122.18752 |
| MP-82-E | Coast Live Oak | 24-30" | Yes | 4 | - | 14-18' | Yes | No | Private | 37.458202 | -122.18749 |
| MP-83-E | Coast Live Oak | 30-35" | Yes | 4 | - | 14-18' | Yes | No | Private | 37.458168 | -122.18743 |
| MP-84-E | Coast Live Oak | 06-11" | No | 4 | 24-29' | - | Yes | 25% | ROW | 37.458135 | -122.18741 |
| MP-85-E | Coast Live Oak | 06-11" | No | 4 | 24-29' | - | Yes | 25% | ROW | 37.458083 | -122.18733 |
| MP-86-E | Coast Live Oak | 36-41" | Yes | 4 | 24-29' | - | Yes | 25% | ROW | 37.458048 | -122.18728 |
| MP-87-E | Coast Live Oak | 12-17" | Yes | 3 | - | 24-29' | No | No | Private | 37.458013 | -122.1872 |
| MP-88-E | Coast Live Oak | 30-35" | No | 4 | 24-29' | - | Yes | 25% | ROW | 37.457966 | -122.18715 |
| MP-89-E | Tree of Heaven | 06-11" | No | 3 | 24-29' | - | Yes | 25% | ROW | 37.457938 | -122.1871 |
| MP-90-E | Tree of Heaven | 12-17" | No | 3 | 24-29' | - | Yes | 25% | ROW | 37.457923 | -122.18708 |
| MP-91-E | Coast Live Oak | 12-17" | Yes | 4 | - | 24-29' | No | No | Private | 37.457906 | -122.18699 |
| MP-92-E | Blue gum | 42" or greater | Yes | 3 | 24-29' | - | Yes | 25% | ROW | 37.457846 | -122.18697 |
| MP-93-E | Pittosporum sp. | 06-11" | No | 3 | - | 19-24' | Yes | No | Private | 37.457749 | -122.18678 |
| MP-94-E | Coast Live Oak | 36-41" | Yes | 4 | - | 14-18' | Yes | No | Private | 37.457715 | -122.18673 |
| MP-95-E | Coast Live Oak | 12-17" | Yes | 4 | 24-29' | - | Yes | 25% | ROW | 37.457675 | -122.18669 |
| MP-96-E | Coast Live Oak | 12-17" | Yes | 3 | 24-29' | - | Yes | 25% | ROW | 37.457652 | -122.18665 |
| MP-97-E | Coast Live Oak | 12-17" | Yes | 3 | 24-29' | - | Yes | 25% | ROW | 37.457625 | -122.18662 |
| MP-98-E | Coast Live Oak | 06-11" | No | 3 | 19-24' | - | Yes | Yes | ROW | 37.457604 | -122.18659 |
| MP-99-E | Coast Live Oak | 06-11" | No | 3 | 24-29' | - | Yes | 25% | ROW | 37.457578 | -122.18654 |
| MP-100-E | Coast Live Oak | 12-17" | Yes | 3 | 24-29' | - | Yes | 25% | ROW | 37.457567 | -122.18652 |
| MP-101-E | Coast Live Oak | 12-17" | Yes | 3 | 24-29' | - | Yes | 25% | ROW | 37.457521 | -122.18644 |

Tree Inventory



| Tree ID | Common Name | DBH | Ptd. | Cond. | Trunk to Rail | Canopy to Rail | Impact | Remove | Location | Lat. | Long. |
|----------|-------------------|----------------|------|-------|---------------|----------------|--------|--------|----------|-----------|------------|
| MP-102-E | Coast Live Oak | 12-17" | Yes | 3 | 24-29' | - | Yes | 25% | ROW | 37.457503 | -122.18641 |
| MP-103-E | Purple leaf plum | 12-17" | No | 2 | - | 24-29' | No | No | Private | 37.457486 | -122.18637 |
| MP-104-E | Coast Live Oak | 24-30" | Yes | 4 | 24-29' | - | Yes | 25% | ROW | 37.457465 | -122.18636 |
| MP-105-E | Coast Live Oak | 12-17" | Yes | 4 | 24-29' | - | Yes | 25% | ROW | 37.457454 | -122.18634 |
| MP-106-E | Coast Live Oak | 12-17" | Yes | 3 | - | 19-24' | Yes | No | Private | 37.457358 | -122.18615 |
| MP-107-E | Persimmon | 06-11" | No | 3 | - | 19-24' | Yes | No | Private | 37.457335 | -122.18613 |
| MP-108-E | chestnut | 12-17" | Yes | 3 | - | 19-24' | Yes | No | Private | 37.457322 | -122.18611 |
| MP-109-E | Coast Live Oak | 42" or greater | Yes | 5 | - | 14-18' | Yes | No | Private | 37.45724 | -122.18596 |
| MP-110-E | Avocado | 12-17" | No | 3 | - | 24-29' | No | No | Private | 37.457165 | -122.18586 |
| MP-111-E | Avocado | 18-23" | Yes | 2 | - | 14-18' | Yes | No | Private | 37.457139 | -122.18582 |
| MP-112-E | Chinese elm | 12-17" | No | 2 | - | 24-29' | No | No | Private | 37.457101 | -122.18575 |
| MP-113-E | Silver dollar gum | 18-23" | Yes | 3 | - | 04-08' | Yes | No | Private | 37.45708 | -122.18573 |
| MP-114-E | Chinese elm | 06-11" | No | 3 | - | 19-24' | Yes | No | Private | 37.457061 | -122.18569 |
| MP-115-E | Chinese elm | 18-23" | Yes | 3 | - | 14-18' | Yes | No | Private | 37.457028 | -122.18564 |
| MP-116-E | Chinese elm | 06-11" | No | 2 | - | 24-29' | No | No | Private | 37.457011 | -122.18561 |
| MP-117-E | Coast Live Oak | 12-17" | Yes | 3 | 24-29' | - | Yes | 25% | ROW | 37.456905 | -122.18547 |
| MP-118-E | Tree of Heaven | 18-23" | No | 3 | 24-29' | - | Yes | 25% | ROW | 37.456839 | -122.18536 |
| MP-119-E | Tree of Heaven | 06-11" | No | 3 | 24-29' | - | Yes | 25% | ROW | 37.456798 | -122.18531 |
| MP-120-E | Coast Live Oak | 18-23" | Yes | 3 | 24-29' | - | Yes | 25% | ROW | 37.456744 | -122.18524 |
| MP-121-E | Coast Live Oak | 18-23" | Yes | 4 | 24-29' | - | Yes | 25% | ROW | 37.456665 | -122.1851 |
| MP-122-E | Coast Live Oak | 24-30" | Yes | 4 | 24-29' | - | Yes | 25% | ROW | 37.456654 | -122.18508 |
| MP-123-E | Monterey pine | 30-35" | Yes | 2 | - | 14-18' | Yes | No | Private | 37.456539 | -122.18485 |
| MP-124-E | Monterey pine | 24-30" | Yes | 3 | - | 09-13' | Yes | No | Private | 37.456526 | -122.18483 |
| MP-125-E | Monterey pine | 30-35" | Yes | 2 | - | 09-13' | Yes | No | Private | 37.456506 | -122.1848 |
| MP-126-E | Monterey pine | 12-17" | Yes | 2 | - | 19-24' | Yes | No | Private | 37.456493 | -122.18478 |
| MP-127-E | Monterey pine | 24-30" | Yes | 2 | 24-29' | - | Yes | 25% | Private | 37.45644 | -122.18472 |
| MP-128-E | Monterey pine | 24-30" | Yes | 2 | 24-29' | - | Yes | 25% | Private | 37.456423 | -122.1847 |
| MP-129-E | Monterey pine | 24-30" | Yes | 2 | 24-29' | - | Yes | 25% | Private | 37.456415 | -122.18468 |
| MP-130-E | Monterey pine | 24-30" | Yes | 3 | 24-29' | - | Yes | 25% | Private | 37.456402 | -122.18465 |
| MP-131-E | Tree of Heaven | 06-11" | No | 3 | 24-29' | - | Yes | 25% | Private | 37.456325 | -122.18453 |
| MP-132-E | Tree of Heaven | 18-23" | Yes | 3 | 24-29' | - | Yes | 25% | Private | 37.456319 | -122.18452 |
| MP-133-E | Tree of Heaven | 12-17" | Yes | 3 | 24-29' | - | Yes | 25% | ROW | 37.456256 | -122.18447 |

Tree Inventory



| Tree ID | Common Name | DBH | Ptd. | Cond. | Trunk to Rail | Canopy to Rail | Impact | Remove | Location | Lat. | Long. |
|----------|-----------------|--------|------|-------|---------------|----------------|--------|--------|----------|-----------|------------|
| MP-134-E | Tree of Heaven | 18-23" | Yes | 3 | 24-29' | - | Yes | 25% | Private | 37.456256 | -122.18444 |
| MP-135-E | California bay | 12-17" | No | 3 | 19-24' | - | Yes | Yes | Private | 37.45624 | -122.18443 |
| MP-136-E | Callery pear | 06-11" | No | 3 | - | 24-29' | No | No | Private | 37.456168 | -122.18423 |
| MP-137-E | Tree of Heaven | 24-30" | Yes | 3 | 19-24' | - | Yes | Yes | Private | 37.456032 | -122.18407 |
| MP-138-E | Tree of Heaven | 06-11" | No | 3 | 19-24' | - | Yes | Yes | Private | 37.455969 | -122.18399 |
| MP-139-E | Tree of Heaven | 12-17" | No | 3 | 19-24' | - | Yes | Yes | Private | 37.455966 | -122.18398 |
| MP-140-E | Tree of Heaven | 18-23" | Yes | 3 | 19-24' | - | Yes | Yes | Private | 37.455955 | -122.18396 |
| MP-141-E | Coast Live Oak | 06-11" | No | 2 | 19-24' | - | Yes | Yes | Private | 37.455946 | -122.18394 |
| MP-142-E | Tree of Heaven | 30-35" | No | 3 | 24-29' | - | Yes | 25% | Private | 37.45594 | -122.18393 |
| MP-143-E | Tree of Heaven | 06-11" | No | 3 | 24-29' | - | Yes | 25% | Private | 37.455911 | -122.18388 |
| MP-144-E | Tree of Heaven | 18-23" | Yes | 3 | 24-29' | - | Yes | 25% | Private | 37.455918 | -122.18387 |
| MP-145-E | Arizona cypress | 06-11" | No | 2 | 24-29' | - | Yes | 25% | Private | 37.455902 | -122.18386 |
| MP-146-E | Tree of Heaven | 12-17" | Yes | 3 | 24-29' | - | Yes | 25% | Private | 37.455878 | -122.18384 |
| MP-147-E | Arizona cypress | 06-11" | No | 2 | 24-29' | - | Yes | 25% | Private | 37.455857 | -122.1838 |
| MP-148-E | Tree of Heaven | 12-17" | Yes | 3 | 24-29' | - | Yes | 25% | Private | 37.455851 | -122.18379 |
| MP-149-E | Windmill palm | 06-11" | No | 4 | 24-29' | - | Yes | 25% | Private | 37.455825 | -122.18374 |
| MP-150-E | Coast Live Oak | 24-30" | Yes | 4 | 24-29' | - | Yes | 25% | Private | 37.455805 | -122.18374 |
| MP-151-E | Coast Live Oak | 24-30" | Yes | 4 | 19-24' | - | Yes | Yes | Private | 37.455764 | -122.18366 |
| MP-152-E | Coast Live Oak | 12-17" | Yes | 4 | 24-29' | - | Yes | 25% | Private | 37.455762 | -122.18365 |
| MP-153-E | Tree of Heaven | 12-17" | Yes | 3 | 24-29' | - | Yes | 25% | Private | 37.455758 | -122.18364 |
| MP-154-E | Arizona cypress | 06-11" | No | 2 | 24-29' | - | Yes | 25% | Private | 37.455754 | -122.18362 |
| MP-155-E | Tree of Heaven | 30-35" | Yes | 3 | 24-29' | - | Yes | 25% | Private | 37.455744 | -122.18362 |
| MP-156-E | Arizona cypress | 06-11" | No | 2 | 24-29' | - | Yes | 25% | Private | 37.455722 | -122.1836 |
| MP-157-E | Tree of Heaven | 24-30" | Yes | 3 | 24-29' | - | Yes | 25% | Private | 37.455719 | -122.18359 |
| MP-158-E | Windmill palm | 06-11" | No | 4 | 24-29' | - | Yes | 25% | Private | 37.455716 | -122.18356 |
| MP-159-E | Tree of Heaven | 12-17" | Yes | 3 | 24-29' | - | Yes | 25% | Private | 37.455686 | -122.18355 |
| MP-160-E | Windmill palm | 06-11" | No | 4 | 24-29' | - | Yes | 25% | Private | 37.455688 | -122.18351 |
| MP-161-E | Windmill palm | 06-11" | No | 4 | 24-29' | - | Yes | 25% | Private | 37.455654 | -122.18346 |
| MP-162-E | Tree of Heaven | 36-41" | Yes | 3 | 24-29' | - | Yes | 25% | Private | 37.455645 | -122.18346 |
| MP-163-E | Tree of Heaven | 18-23" | Yes | 3 | 24-29' | - | Yes | 25% | Private | 37.455599 | -122.18342 |
| MP-164-E | Valley oak | 06-11" | No | 4 | - | 24-29' | No | No | Public | 37.455511 | -122.18317 |
| MP-165-E | Coast live oak | 18-23" | Yes | 4 | 24-29' | - | Yes | 25% | Public | 37.455389 | -122.18305 |

Tree Inventory



| Tree ID | Common Name | DBH | Ptd. | Cond. | Trunk to Rail | Canopy to Rail | Impact | Remove | Location | Lat. | Long. |
|----------|--------------------|----------------|------|-------|---------------|----------------|--------|--------|----------|-----------|------------|
| MP-166-E | Canary Island palm | 30-35" | Yes | 5 | 24-29' | - | Yes | 25% | Public | 37.455348 | -122.18298 |
| MP-167-E | Coast live oak | 24-30" | Yes | 4 | 24-29' | - | Yes | 25% | Public | 37.455301 | -122.1829 |
| MP-168-E | Canary Island palm | 30-35" | Yes | 5 | 24-29' | - | Yes | 25% | Public | 37.455275 | -122.18287 |
| MP-169-E | Canary Island palm | 30-35" | Yes | 5 | 24-29' | - | Yes | 25% | Public | 37.45524 | -122.18282 |
| MP-170-E | Coast live oak | 24-30" | Yes | 4 | 24-29' | - | Yes | 25% | Public | 37.455178 | -122.18272 |
| MP-171-E | Canary Island palm | 30-35" | Yes | 5 | 19-24' | - | Yes | Yes | Public | 37.455142 | -122.18266 |
| MP-172-E | Coast live oak | 30-35" | Yes | 4 | 24-29' | - | Yes | 25% | Public | 37.455061 | -122.18254 |
| MP-173-E | Canary Island palm | 30-35" | Yes | 5 | 24-29' | - | Yes | 25% | Public | 37.455011 | -122.18246 |
| MP-174-E | Canary Island palm | 36-41" | Yes | 5 | 24-29' | - | Yes | 25% | Public | 37.454997 | -122.18244 |
| MP-175-E | Coast live oak | 24-30" | Yes | 4 | 24-29' | - | Yes | 25% | Public | 37.454929 | -122.18233 |
| MP-176-E | Coast live oak | 24-30" | Yes | 3 | 24-29' | - | Yes | 25% | Public | 37.454918 | -122.1823 |
| MP-177-E | Coast live oak | 12-17" | Yes | 4 | 24-29' | - | Yes | 25% | Public | 37.454896 | -122.18228 |
| MP-178-E | Coast live oak | 18-23" | Yes | 5 | 24-29' | - | Yes | 25% | Public | 37.454853 | -122.18221 |
| MP-179-E | Coast live oak | 42" or greater | Yes | 4 | 24-29' | - | Yes | 25% | Public | 37.454745 | -122.18204 |
| MP-180-E | Coast live oak | 24-30" | Yes | 4 | 24-29' | - | Yes | 25% | Public | 37.454656 | -122.18189 |
| MP-181-E | London plane | 06-11" | No | 4 | 19-24' | - | Yes | Yes | Public | 37.454569 | -122.18176 |
| MP-182-E | Coast live oak | 24-30" | Yes | 5 | 24-29' | - | Yes | 25% | Public | 37.454505 | -122.18165 |
| MP-183-E | Tree of heaven | 18-23" | Yes | 4 | 19-24' | - | Yes | Yes | Public | 37.454414 | -122.1815 |
| MP-184-E | Valley oak | 36-41" | Yes | 4 | - | 19-24' | Yes | No | Public | 37.454367 | -122.18131 |
| MP-185-E | Coast live oak | 30-35" | Yes | 4 | - | 09-13' | Yes | No | Public | 37.45403 | -122.18084 |
| MP-186-E | Tree of Heaven | 30-35" | Yes | 4 | - | 14-18' | Yes | No | Public | 37.453718 | -122.1803 |
| MP-187-E | Chinese pistache | 06-11" | No | 4 | 24-29' | - | Yes | 25% | ROW | 37.453604 | -122.18026 |
| MP-188-E | Chinese pistache | 18-23" | Yes | 4 | 24-29' | - | Yes | 25% | ROW | 37.453597 | -122.18023 |
| MP-189-E | Chinese pistache | 12-17" | No | 4 | 24-29' | - | Yes | 25% | ROW | 37.453529 | -122.18014 |
| MP-190-E | Tree of Heaven | 18-23" | Yes | 4 | - | 09-13' | Yes | No | ROW | 37.453491 | -122.18004 |
| MP-191-E | Chinese pistache | 06-11" | No | 3 | 24-29' | - | Yes | 25% | ROW | 37.453439 | -122.17999 |
| MP-192-E | Coast live oak | 42" or greater | Yes | 5 | - | 19-24' | Yes | No | Public | 37.453374 | -122.17986 |
| MP-193-E | Italian stone pine | 12-17" | No | 5 | - | 24-29' | No | No | ROW | 37.453264 | -122.17967 |
| MP-194-E | Blackwood acacia | 12-17" | No | 4 | 24-29' | - | Yes | 25% | ROW | 37.453207 | -122.17965 |
| MP-195-E | Coast live oak | 06-11" | No | 3 | 24-29' | - | Yes | 25% | ROW | 37.453191 | -122.17961 |
| MP-196-E | Sweetgum | 12-17" | Yes | 3 | - | 24-29' | No | No | ROW | 37.453188 | -122.17955 |

Tree Inventory



| Tree ID | Common Name | DBH | Ptd. | Cond. | Trunk to Rail | Canopy to Rail | Impact | Remove | Location | Lat. | Long. |
|----------|------------------|--------|------|-------|---------------|----------------|--------|--------|----------|-----------|------------|
| MP-197-E | Coast live oak | 24-30" | Yes | 5 | - | 14-18' | Yes | No | ROW | 37.453125 | -122.17946 |
| MP-198-E | Chinese pistache | 18-23" | Yes | 1 | - | 24-29' | No | No | ROW | 37.453077 | -122.17939 |
| MP-199-E | Chinese pistache | 12-17" | No | 4 | - | 19-24' | Yes | No | ROW | 37.453059 | -122.17935 |
| MP-200-E | Chinese pistache | 12-17" | No | 3 | - | 19-24' | Yes | No | ROW | 37.453022 | -122.1793 |
| MP-201-E | Chinese pistache | 12-17" | No | 3 | - | 19-24' | Yes | No | ROW | 37.452986 | -122.17924 |
| MP-202-E | Chinese pistache | 06-11" | No | 4 | - | 19-24' | Yes | No | ROW | 37.452944 | -122.17917 |
| MP-203-E | Chinese pistache | 12-17" | No | 3 | - | 19-24' | Yes | No | ROW | 37.452917 | -122.17912 |
| MP-204-E | Coast live oak | 24-30" | Yes | 4 | 24-29' | - | Yes | 25% | ROW | 37.452869 | -122.17908 |
| MP-205-E | Chinese pistache | 06-11" | No | 2 | - | 24-29' | No | No | Public | 37.452877 | -122.17902 |
| MP-206-E | Coast redwood | 12-17" | No | 4 | 24-29' | - | Yes | 25% | ROW | 37.452808 | -122.17898 |
| MP-207-E | Coast redwood | 12-17" | No | 4 | 24-29' | - | Yes | 25% | ROW | 37.452782 | -122.17894 |
| MP-208-E | Coast redwood | 12-17" | No | 4 | 24-29' | - | Yes | 25% | ROW | 37.452741 | -122.17888 |
| MP-209-E | Coast redwood | 06-11" | No | 3 | 24-29' | - | Yes | 25% | ROW | 37.452709 | -122.17882 |
| MP-210-E | Coast redwood | 12-17" | Yes | 3 | - | 19-24' | Yes | No | ROW | 37.452706 | -122.17878 |
| MP-211-E | Coast redwood | 18-23" | Yes | 4 | - | 24-29' | No | No | ROW | 37.452668 | -122.17874 |
| MP-212-E | Coast redwood | 18-23" | Yes | 4 | - | 24-29' | No | No | ROW | 37.452588 | -122.17861 |
| MP-213-E | Coast redwood | 18-23" | Yes | 5 | - | 19-24' | Yes | No | ROW | 37.452553 | -122.17854 |
| MP-214-E | Coast redwood | 18-23" | Yes | 4 | - | 19-24' | Yes | No | ROW | 37.452515 | -122.17849 |
| MP-215-E | Tree of heaven | 18-23" | Yes | 3 | - | 19-24' | Yes | No | ROW | 37.452499 | -122.17847 |
| MP-216-E | Coast redwood | 06-11" | No | 4 | 24-29' | - | Yes | 25% | ROW | 37.452455 | -122.17842 |
| MP-217-E | Coast redwood | 12-17" | Yes | 4 | 24-29' | - | Yes | 25% | ROW | 37.452424 | -122.17838 |
| MP-218-E | Coast redwood | 12-17" | Yes | 4 | 24-29' | - | Yes | 25% | ROW | 37.452408 | -122.17836 |
| MP-219-E | Coast redwood | 12-17" | Yes | 4 | 24-29' | - | Yes | 25% | ROW | 37.452386 | -122.17831 |
| MP-220-E | Coast redwood | 12-17" | Yes | 4 | 24-29' | - | Yes | 25% | ROW | 37.452361 | -122.17828 |
| MP-221-E | Coast redwood | 12-17" | No | 5 | 24-29' | - | Yes | 25% | ROW | 37.452316 | -122.17821 |
| MP-222-E | Coast redwood | 12-17" | Yes | 4 | - | 19-24' | Yes | No | ROW | 37.452306 | -122.17817 |
| MP-223-E | Chinese pistache | 06-11" | No | 4 | 24-29' | - | Yes | 25% | ROW | 37.45225 | -122.17813 |
| MP-224-E | Chinese pistache | 06-11" | No | 3 | 24-29' | - | Yes | 25% | ROW | 37.452219 | -122.17806 |
| MP-225-E | Almond | 06-11" | No | 1 | 24-29' | - | Yes | 25% | ROW | 37.452199 | -122.17801 |
| MP-226-E | Coast redwood | 12-17" | No | 4 | 24-29' | - | Yes | 25% | ROW | 37.45219 | -122.178 |
| MP-227-E | Coast redwood | 12-17" | No | 4 | - | 24-29' | No | No | ROW | 37.452158 | -122.17792 |
| MP-228-E | Tree of heaven | 12-17" | No | 3 | 24-29' | - | Yes | 25% | ROW | 37.452135 | -122.17793 |

Tree Inventory



| Tree ID | Common Name | DBH | Ptd. | Cond. | Trunk to Rail | Canopy to Rail | Impact | Remove | Location | Lat. | Long. |
|----------|--------------------|--------|------|-------|---------------|----------------|--------|--------|----------|-----------|------------|
| MP-229-E | Coast live oak | 12-17" | Yes | 4 | 24-29' | - | Yes | 25% | ROW | 37.4521 | -122.17788 |
| MP-230-E | Coast live oak | 24-30" | Yes | 4 | 24-29' | - | Yes | 25% | ROW | 37.45208 | -122.17782 |
| MP-231-E | Coast redwood | 06-11" | No | 3 | - | 24-29' | No | No | ROW | 37.452062 | -122.17778 |
| MP-232-E | Coast live oak | 18-23" | Yes | 4 | - | 24-29' | No | No | Public | 37.45205 | -122.1777 |
| MP-233-E | Coast redwood | 12-17" | No | 1 | - | 24-29' | No | No | ROW | 37.452015 | -122.1777 |
| MP-234-E | Coast redwood | 06-11" | No | 1 | - | 24-29' | No | No | ROW | 37.451977 | -122.17764 |
| MP-235-E | Coast live oak | 30-35" | Yes | 3 | - | 19-24' | Yes | No | ROW | 37.451935 | -122.17757 |
| MP-236-E | Italian stone pine | 36-41" | Yes | 3 | 24-29' | - | Yes | 25% | ROW | 37.451861 | -122.1775 |
| MP-237-E | Italian stone pine | 30-35" | Yes | 3 | 24-29' | - | Yes | 25% | ROW | 37.451815 | -122.17743 |
| MP-238-E | Italian stone pine | 18-23" | Yes | 2 | - | 19-24' | Yes | No | ROW | 37.45181 | -122.17738 |
| MP-239-E | Italian stone pine | 30-35" | Yes | 2 | 24-29' | - | Yes | 25% | ROW | 37.451774 | -122.17734 |
| MP-240-E | Italian stone pine | 24-30" | Yes | 3 | 24-29' | - | Yes | 25% | ROW | 37.451757 | -122.17732 |
| MP-241-E | Italian stone pine | 30-35" | Yes | 2 | - | 24-29' | No | No | ROW | 37.451747 | -122.17726 |
| MP-242-E | Chinese pistache | 18-23" | Yes | 3 | - | 19-24' | Yes | No | ROW | 37.451695 | -122.17719 |
| MP-243-E | Coast live oak | 06-11" | No | 4 | 24-29' | - | Yes | 25% | ROW | 37.45161 | -122.1771 |
| MP-244-E | Chinese pistache | 12-17" | No | 3 | 24-29' | - | Yes | 25% | ROW | 37.451576 | -122.17703 |
| MP-245-E | Coast live oak | 12-17" | Yes | 4 | 14-18' | - | Yes | Yes | ROW | 37.451527 | -122.17699 |
| MP-246-E | Chinese pistache | 12-17" | No | 3 | - | 19-24' | Yes | No | ROW | 37.451476 | -122.17685 |
| MP-247-E | Chinese pistache | 06-11" | No | 2 | - | 19-24' | Yes | No | ROW | 37.451451 | -122.1768 |
| MP-248-E | Coast live oak | 12-17" | Yes | 3 | 24-29' | - | Yes | 25% | ROW | 37.451416 | -122.17679 |
| MP-249-E | Coast live oak | 12-17" | Yes | 3 | 24-29' | - | Yes | 25% | ROW | 37.451394 | -122.17676 |
| MP-250-E | Chinese pistache | 18-23" | Yes | 3 | - | 19-24' | Yes | No | ROW | 37.451385 | -122.1767 |
| MP-251-E | Coast live oak | 24-30" | Yes | 5 | 19-24' | - | Yes | Yes | ROW | 37.451352 | -122.17669 |
| MP-252-E | Coast live oak | 06-11" | Yes | 2 | 24-29' | - | Yes | 25% | ROW | 37.451316 | -122.17664 |
| MP-253-E | Coast live oak | 18-23" | Yes | 3 | - | 14-18' | Yes | No | ROW | 37.451316 | -122.17659 |
| MP-254-E | Coast live oak | 12-17" | Yes | 2 | 24-29' | - | Yes | 25% | ROW | 37.451288 | -122.17657 |
| MP-255-E | Tree of heaven | 24-30" | Yes | 4 | 24-29' | - | Yes | 25% | ROW | 37.451251 | -122.17652 |
| MP-256-E | Coast live oak | 12-17" | Yes | 3 | 14-18' | - | Yes | Yes | ROW | 37.45123 | -122.1765 |
| MP-257-E | Coast live oak | 06-11" | No | 2 | 14-18' | - | Yes | Yes | ROW | 37.451196 | -122.17647 |
| MP-258-E | Coast live oak | 12-17" | Yes | 3 | - | 24-29' | No | No | ROW | 37.451217 | -122.17642 |
| MP-259-E | Coast live oak | 12-17" | Yes | 3 | - | 14-18' | Yes | No | ROW | 37.4512 | -122.1764 |
| MP-260-E | Coast live oak | 30-35" | Yes | 4 | 14-18' | - | Yes | Yes | ROW | 37.451148 | -122.17638 |

Tree Inventory



| Tree ID | Common Name | DBH | Ptd. | Cond. | Trunk to Rail | Canopy to Rail | Impact | Remove | Location | Lat. | Long. |
|----------|------------------|--------|------|-------|---------------|----------------|--------|--------|----------|-----------|------------|
| MP-261-E | Camphor | 12-17" | Yes | 3 | - | 24-29' | No | No | Public | 37.451144 | -122.17631 |
| MP-262-E | Coast live oak | 06-11" | No | 3 | 24-29' | - | Yes | 25% | ROW | 37.451097 | -122.17628 |
| MP-263-E | Camphor | 12-17" | Yes | 3 | - | 19-24' | Yes | No | Public | 37.451082 | -122.17622 |
| MP-264-E | Coast live oak | 18-23" | Yes | 4 | 14-18' | - | Yes | Yes | ROW | 37.451031 | -122.1762 |
| MP-265-E | Coast live oak | 18-23" | Yes | 4 | 14-18' | - | Yes | Yes | ROW | 37.451023 | -122.17618 |
| MP-266-E | Coast live oak | 24-30" | Yes | 4 | 14-18' | - | Yes | Yes | ROW | 37.450979 | -122.17612 |
| MP-267-E | Coast live oak | 06-11" | No | 3 | 14-18' | - | Yes | Yes | ROW | 37.450948 | -122.17608 |
| MP-268-E | Coast live oak | 18-23" | Yes | 3 | 14-18' | - | Yes | Yes | ROW | 37.450926 | -122.17605 |
| MP-269-E | Coast live oak | 18-23" | Yes | 3 | 14-18' | - | Yes | Yes | ROW | 37.450897 | -122.17601 |
| MP-270-E | Coast live oak | 36-41" | Yes | 4 | 14-18' | - | Yes | Yes | ROW | 37.45084 | -122.1759 |
| MP-271-E | Coast live oak | 18-23" | Yes | 3 | 19-24' | - | Yes | Yes | ROW | 37.450826 | -122.17585 |
| MP-272-E | Coast live oak | 12-17" | Yes | 3 | 24-29' | - | Yes | 25% | ROW | 37.450815 | -122.17582 |
| MP-273-E | Coast live oak | 06-11" | No | 1 | 24-29' | - | Yes | 25% | ROW | 37.450801 | -122.1758 |
| MP-274-E | Coast live oak | 18-23" | Yes | 3 | 24-29' | - | Yes | 25% | ROW | 37.450778 | -122.17578 |
| MP-275-E | Coast live oak | 06-11" | Yes | 1 | 24-29' | - | Yes | 25% | ROW | 37.450746 | -122.17574 |
| MP-276-E | Coast live oak | 06-11" | No | 3 | 24-29' | - | Yes | 25% | ROW | 37.450744 | -122.17572 |
| MP-277-E | Coast live oak | 06-11" | Yes | 3 | 24-29' | - | Yes | 25% | ROW | 37.450733 | -122.17571 |
| MP-278-E | Chinese pistache | 06-11" | No | 4 | - | 24-29' | No | No | Public | 37.450747 | -122.17568 |
| MP-279-E | Coast live oak | 12-17" | Yes | 3 | 24-29' | - | Yes | 25% | ROW | 37.450716 | -122.17568 |
| MP-280-E | Coast live oak | 06-11" | No | 2 | 24-29' | - | Yes | 25% | ROW | 37.450709 | -122.17568 |
| MP-281-E | Coast live oak | 18-23" | Yes | 3 | 24-29' | - | Yes | 25% | ROW | 37.450702 | -122.17565 |
| MP-282-E | Coast live oak | 06-11" | No | 3 | 24-29' | - | Yes | 25% | ROW | 37.450686 | -122.17564 |
| MP-283-E | Coast live oak | 06-11" | No | 3 | 24-29' | - | Yes | 25% | ROW | 37.450678 | -122.17562 |
| MP-284-E | Coast live oak | 06-11" | No | 3 | 24-29' | - | Yes | 25% | ROW | 37.450669 | -122.17561 |
| MP-285-E | Coast live oak | 12-17" | Yes | 3 | 19-24' | - | Yes | Yes | ROW | 37.450656 | -122.17559 |
| MP-286-E | Coast live oak | 06-11" | No | 4 | 24-29' | - | Yes | 25% | ROW | 37.450654 | -122.17557 |
| MP-287-E | Coast live oak | 06-11" | No | 3 | 19-24' | - | Yes | Yes | ROW | 37.450637 | -122.17556 |
| MP-288-E | Coast live oak | 12-17" | Yes | 3 | 19-24' | - | Yes | Yes | ROW | 37.45063 | -122.17554 |
| MP-289-E | Coast live oak | 12-17" | Yes | 3 | 24-29' | - | Yes | 25% | ROW | 37.450629 | -122.17553 |
| MP-290-E | Coast live oak | 18-23" | Yes | 4 | 24-29' | - | Yes | 25% | ROW | 37.450603 | -122.17549 |
| MP-291-E | Coast live oak | 12-17" | Yes | 3 | 24-29' | - | Yes | 25% | ROW | 37.450574 | -122.17545 |
| MP-292-E | Coast live oak | 12-17" | Yes | 3 | 24-29' | - | Yes | 25% | ROW | 37.450558 | -122.17541 |

Tree Inventory



| Tree ID | Common Name | DBH | Ptd. | Cond. | Trunk to Rail | Canopy to Rail | Impact | Remove | Location | Lat. | Long. |
|----------|------------------|--------|------|-------|---------------|----------------|--------|--------|----------|-----------|------------|
| MP-293-E | Coast live oak | 24-30" | Yes | 4 | 24-29' | - | Yes | 25% | ROW | 37.450545 | -122.1754 |
| MP-294-E | Coast live oak | 12-17" | Yes | 3 | 19-24' | - | Yes | Yes | ROW | 37.450521 | -122.17537 |
| MP-295-E | Coast live oak | 12-17" | Yes | 4 | 24-29' | - | Yes | 25% | ROW | 37.450488 | -122.17532 |
| MP-296-E | Coast live oak | 12-17" | Yes | 3 | 24-29' | - | Yes | 25% | ROW | 37.450456 | -122.17528 |
| MP-297-E | Coast live oak | 12-17" | Yes | 3 | 19-24' | - | Yes | Yes | ROW | 37.450431 | -122.17526 |
| MP-298-E | Coast live oak | 12-17" | Yes | 2 | 19-24' | - | Yes | Yes | ROW | 37.450411 | -122.17523 |
| MP-299-E | Coast live oak | 06-11" | No | 3 | 24-29' | - | Yes | 25% | ROW | 37.45042 | -122.1752 |
| MP-300-E | Coast live oak | 24-30" | Yes | 4 | 19-24' | - | Yes | Yes | ROW | 37.450402 | -122.17519 |
| MP-301-E | Coast live oak | 06-11" | No | 2 | 24-29' | - | Yes | 25% | ROW | 37.450366 | -122.17513 |
| MP-302-E | Coast live oak | 18-23" | Yes | 4 | - | 19-24' | Yes | No | ROW | 37.450367 | -122.1751 |
| MP-303-E | Holly oak | 06-11" | No | 2 | 24-29' | - | Yes | 25% | ROW | 37.450344 | -122.17508 |
| MP-304-E | Coast live oak | 12-17" | Yes | 2 | 24-29' | - | Yes | 25% | ROW | 37.450332 | -122.17506 |
| MP-305-E | Coast live oak | 06-11" | Yes | 2 | 24-29' | - | Yes | 25% | ROW | 37.45032 | -122.17504 |
| MP-306-E | Coast live oak | 24-30" | Yes | 3 | 24-29' | - | Yes | 25% | ROW | 37.450309 | -122.17502 |
| MP-307-E | Coast live oak | 24-30" | Yes | 4 | 24-29' | - | Yes | 25% | ROW | 37.450282 | -122.17498 |
| MP-308-E | Holly oak | 06-11" | No | 3 | - | 19-24' | Yes | No | ROW | 37.450283 | -122.17496 |
| MP-309-E | Coast live oak | 12-17" | Yes | 2 | 19-24' | - | Yes | Yes | ROW | 37.45025 | -122.17495 |
| MP-310-E | Coast live oak | 12-17" | Yes | 3 | 19-24' | - | Yes | Yes | ROW | 37.450211 | -122.1749 |
| MP-311-E | Coast live oak | 30-35" | Yes | 4 | 19-24' | - | Yes | Yes | ROW | 37.450202 | -122.17488 |
| MP-312-E | Coast live oak | 06-11" | No | 1 | 24-29' | - | Yes | 25% | ROW | 37.450137 | -122.17478 |
| MP-313-E | Coast live oak | 06-11" | No | 1 | 24-29' | - | Yes | 25% | ROW | 37.450125 | -122.17476 |
| MP-314-E | Coast live oak | 12-17" | Yes | 3 | 24-29' | - | Yes | 25% | ROW | 37.450112 | -122.17474 |
| MP-315-E | Coast live oak | 06-11" | No | 2 | - | 24-29' | No | No | ROW | 37.450127 | -122.17472 |
| MP-316-E | Coast live oak | 12-17" | Yes | 2 | - | 24-29' | No | No | ROW | 37.450113 | -122.1747 |
| MP-317-E | Coast live oak | 06-11" | No | 2 | 24-29' | - | Yes | 25% | ROW | 37.450092 | -122.17471 |
| MP-318-E | Holly oak | 06-11" | No | 2 | 24-29' | - | Yes | 25% | ROW | 37.450092 | -122.17468 |
| MP-319-E | Coast live oak | 12-17" | Yes | 3 | 24-29' | - | Yes | 25% | ROW | 37.450017 | -122.17458 |
| MP-320-E | Coast live oak | 12-17" | Yes | 3 | 24-29' | - | Yes | 25% | ROW | 37.450002 | -122.17455 |
| MP-321-E | Holly oak | 06-11" | No | 2 | 24-29' | - | Yes | 25% | ROW | 37.449988 | -122.17454 |
| MP-322-E | California bay | 18-23" | Yes | 2 | 19-24' | - | Yes | Yes | ROW | 37.449945 | -122.17448 |
| MP-323-E | Blackwood acacia | 18-23" | Yes | 3 | - | 19-24' | Yes | No | Public | 37.449962 | -122.17444 |
| MP-324-E | Coast live oak | 06-11" | No | 4 | - | 24-29' | No | No | ROW | 37.449928 | -122.17441 |

Tree Inventory



| Tree ID | Common Name | DBH | Ptd. | Cond. | Trunk to Rail | Canopy to Rail | Impact | Remove | Location | Lat. | Long. |
|----------|------------------|--------|------|-------|---------------|----------------|--------|--------|----------|-----------|------------|
| MP-325-E | Chinese pistache | 24-30" | Yes | 4 | - | 24-29' | No | No | Public | 37.449876 | -122.17427 |
| MP-326-E | Coast live oak | 36-41" | Yes | 4 | - | 19-24' | Yes | No | ROW | 37.449822 | -122.17423 |
| MP-327-E | Holly oak | 06-11" | No | 2 | - | 19-24' | Yes | No | ROW | 37.449818 | -122.17422 |
| MP-328-E | Coast live oak | 24-30" | Yes | 3 | - | 19-24' | Yes | No | ROW | 37.449798 | -122.17418 |
| MP-329-E | Coast live oak | 06-11" | No | 2 | - | 19-24' | Yes | No | ROW | 37.449777 | -122.17415 |
| MP-330-E | Coast live oak | 06-11" | No | 2 | - | 24-29' | No | No | ROW | 37.449748 | -122.17413 |
| MP-331-E | Coast live oak | 18-23" | Yes | 4 | - | 14-18' | Yes | No | ROW | 37.449738 | -122.1741 |
| MP-332-E | Coast live oak | 24-30" | Yes | 3 | - | 14-18' | Yes | No | ROW | 37.449714 | -122.17407 |
| MP-333-E | Coast live oak | 12-17" | Yes | 3 | - | 09-13' | Yes | No | ROW | 37.449689 | -122.17402 |
| MP-334-E | Coast live oak | 36-41" | Yes | 4 | - | 14-18' | Yes | No | ROW | 37.44966 | -122.17398 |
| MP-335-E | Coast live oak | 06-11" | No | 2 | - | 19-24' | Yes | No | ROW | 37.449629 | -122.17393 |
| MP-336-E | Coast live oak | 12-17" | Yes | 2 | - | 24-29' | No | No | ROW | 37.449608 | -122.1739 |
| MP-337-E | Coast live oak | 18-23" | Yes | 4 | - | 24-29' | No | No | ROW | 37.44959 | -122.17386 |
| MP-338-E | Coast live oak | 30-35" | Yes | 5 | - | 24-29' | No | No | ROW | 37.449549 | -122.17378 |
| MP-339-E | Coast live oak | 06-11" | No | 1 | - | 24-29' | No | No | ROW | 37.44952 | -122.17373 |
| MP-340-E | Coast live oak | 18-23" | Yes | 4 | - | 14-18' | Yes | No | ROW | 37.449507 | -122.17371 |
| MP-341-E | Coast live oak | 30-35" | Yes | 3 | - | 19-24' | Yes | No | ROW | 37.449485 | -122.17369 |
| MP-342-E | Coast live oak | 06-11" | No | 3 | - | 24-29' | No | No | ROW | 37.449478 | -122.17367 |
| MP-343-E | Chinese pistache | 12-17" | Yes | 4 | - | 24-29' | No | No | Public | 37.449353 | -122.17347 |
| MP-344-E | Coast live oak | 06-11" | No | 1 | 24-29' | - | Yes | 25% | ROW | 37.449301 | -122.17344 |
| MP-345-E | Valley oak | 24-30" | Yes | 3 | - | 24-29' | No | No | ROW | 37.449289 | -122.17339 |
| MP-346-E | Coast live oak | 24-30" | Yes | 4 | 24-29' | - | Yes | 25% | ROW | 37.449197 | -122.17328 |
| MP-347-E | Coast live oak | 12-17" | Yes | 4 | 24-29' | - | Yes | 25% | ROW | 37.449183 | -122.17325 |
| MP-348-E | Coast live oak | 06-11" | No | 1 | 19-24' | - | Yes | Yes | ROW | 37.449155 | -122.17324 |
| MP-349-E | Coast live oak | 12-17" | Yes | 3 | 24-29' | - | Yes | 25% | ROW | 37.449165 | -122.17322 |
| MP-350-E | Coast live oak | 06-11" | No | 2 | 24-29' | - | Yes | 25% | ROW | 37.449149 | -122.1732 |
| MP-351-E | Coast live oak | 06-11" | Yes | 4 | 24-29' | - | Yes | 25% | ROW | 37.449141 | -122.17318 |
| MP-352-E | Coast live oak | 06-11" | Yes | 2 | 24-29' | - | Yes | 25% | ROW | 37.449131 | -122.17317 |
| MP-353-E | Coast live oak | 12-17" | Yes | 3 | 24-29' | - | Yes | 25% | ROW | 37.449121 | -122.17316 |
| MP-354-E | Coast live oak | 12-17" | Yes | 1 | 24-29' | - | Yes | 25% | ROW | 37.449094 | -122.17313 |
| MP-355-E | Tree of heaven | 06-11" | No | 2 | - | 24-29' | No | No | ROW | 37.449072 | -122.17304 |
| MP-356-E | Coast live oak | 24-30" | Yes | 4 | - | 24-29' | No | No | ROW | 37.449075 | -122.17303 |

Tree Inventory



| Tree ID | Common Name | DBH | Ptd. | Cond. | Trunk to Rail | Canopy to Rail | Impact | Remove | Location | Lat. | Long. |
|----------|-------------------------|----------------|------|-------|---------------|----------------|--------|--------|----------|-----------|------------|
| MP-357-E | Chinese pistache | 12-17" | Yes | 4 | - | 24-29' | No | No | Public | 37.449061 | -122.17297 |
| MP-358-E | Willow | 12-17" | Yes | 1 | - | 19-24' | Yes | No | ROW | 37.449015 | -122.17295 |
| MP-359-E | Coast live oak | 18-23" | Yes | 4 | 24-29' | - | Yes | 25% | ROW | 37.448922 | -122.17284 |
| MP-360-E | Coast live oak | 18-23" | Yes | 4 | - | 19-24' | Yes | No | ROW | 37.448924 | -122.1728 |
| MP-361-E | Coast live oak | 30-35" | Yes | 3 | 24-29' | - | Yes | 25% | ROW | 37.448885 | -122.17278 |
| MP-362-E | Coast live oak | 30-35" | Yes | 4 | 24-29' | - | Yes | 25% | ROW | 37.448841 | -122.17271 |
| MP-363-E | Coast live oak | 42" or greater | Yes | 5 | - | 14-18' | Yes | No | ROW | 37.448824 | -122.17266 |
| MP-364-E | Blackwood acacia | 18-23" | Yes | 3 | - | 19-24' | Yes | No | ROW | 37.448706 | -122.17247 |
| MP-365-E | Blackwood acacia | 18-23" | Yes | 3 | 24-29' | - | Yes | 25% | ROW | 37.448641 | -122.1724 |
| MP-366-E | Coast live oak | 18-23" | Yes | 3 | - | 24-29' | No | No | ROW | 37.448594 | -122.1723 |
| MP-367-E | Coast live oak | 36-41" | Yes | 4 | 24-29' | - | Yes | 25% | ROW | 37.448559 | -122.17227 |
| MP-368-E | Coast live oak | 24-30" | Yes | 4 | 24-29' | - | Yes | 25% | ROW | 37.448528 | -122.17223 |
| MP-369-E | Coast live oak | 24-30" | Yes | 4 | 24-29' | - | Yes | 25% | ROW | 37.448493 | -122.17217 |
| MP-370-E | Coast live oak | 18-23" | Yes | 3 | 24-29' | - | Yes | 25% | ROW | 37.448482 | -122.17214 |
| MP-371-E | Coast live oak | 06-11" | No | 2 | 24-29' | - | Yes | 25% | ROW | 37.448428 | -122.17208 |
| MP-372-E | Coast live oak | 30-35" | Yes | 4 | 24-29' | - | Yes | 25% | ROW | 37.448386 | -122.172 |
| MP-373-E | Coast live oak | 12-17" | Yes | 3 | 24-29' | - | Yes | 25% | ROW | 37.448369 | -122.17197 |
| MP-374-E | Coast live oak | 12-17" | Yes | 3 | 24-29' | - | Yes | 25% | ROW | 37.448341 | -122.17193 |
| MP-375-E | Coast live oak | 24-30" | Yes | 4 | 19-24' | - | Yes | Yes | ROW | 37.448306 | -122.17188 |
| MP-376-E | California bay | 24-30" | Yes | 3 | 24-29' | - | Yes | 25% | ROW | 37.448283 | -122.17184 |
| MP-377-E | Coast live oak | 24-30" | Yes | 4 | 19-24' | - | Yes | Yes | ROW | 37.448241 | -122.17178 |
| MP-378-E | Coast live oak | 24-30" | Yes | 2 | 24-29' | - | Yes | 25% | ROW | 37.448171 | -122.17168 |
| MP-379-E | Coast live oak | 18-23" | Yes | 5 | 24-29' | - | Yes | 25% | ROW | 37.448157 | -122.17166 |
| MP-380-E | Coast live oak | 18-23" | Yes | 4 | 19-24' | - | Yes | Yes | ROW | 37.448104 | -122.17158 |
| MP-381-E | Coast live oak | 12-17" | Yes | 3 | 24-29' | - | Yes | 25% | ROW | 37.448089 | -122.17154 |
| MP-382-E | Coast live oak | 12-17" | Yes | 3 | 24-29' | - | Yes | 25% | ROW | 37.448077 | -122.17153 |
| MP-383-E | Coast live oak | 06-11" | Yes | 2 | 19-24' | - | Yes | Yes | ROW | 37.448038 | -122.17148 |
| MP-384-E | California black walnut | 12-17" | Yes | 3 | 24-29' | - | Yes | 25% | ROW | 37.448033 | -122.17146 |
| MP-385-E | Coast live oak | 24-30" | Yes | 5 | 14-18' | - | Yes | Yes | ROW | 37.447923 | -122.1713 |
| MP-386-E | Coast live oak | 06-11" | No | 1 | 24-29' | - | Yes | 25% | ROW | 37.447915 | -122.17125 |
| MP-387-E | Coast live oak | 06-11" | No | 4 | 19-24' | - | Yes | Yes | ROW | 37.44786 | -122.17121 |
| MP-388-E | Coast live oak | 06-11" | No | 3 | 19-24' | - | Yes | Yes | ROW | 37.447851 | -122.17119 |

Tree Inventory



| Tree ID | Common Name | DBH | Ptd. | Cond. | Trunk to Rail | Canopy to Rail | Impact | Remove | Location | Lat. | Long. |
|----------|-------------------------|--------|------|-------|---------------|----------------|--------|--------|----------|-----------|------------|
| MP-389-E | English walnut | 18-23" | Yes | 3 | 19-24' | - | Yes | Yes | ROW | 37.44782 | -122.17111 |
| MP-390-E | Coast live oak | 36-41" | Yes | 4 | 19-24' | - | Yes | Yes | ROW | 37.447785 | -122.17107 |
| MP-391-E | Coast live oak | 12-17" | Yes | 1 | 19-24' | - | Yes | Yes | ROW | 37.44777 | -122.17103 |
| MP-392-E | Coast live oak | 24-30" | Yes | 5 | - | 14-18' | Yes | No | ROW | 37.447784 | -122.17099 |
| MP-393-E | Plum | 12-17" | No | 1 | 24-29' | - | Yes | 25% | ROW | 37.447707 | -122.17094 |
| MP-394-E | Coast live oak | 30-35" | Yes | 2 | 24-29' | - | Yes | 25% | ROW | 37.447655 | -122.17086 |
| MP-395-E | English walnut | 06-11" | No | 2 | 24-29' | - | Yes | 25% | ROW | 37.447635 | -122.17082 |
| MP-396-E | Coast live oak | 12-17" | Yes | 2 | 19-24' | - | Yes | Yes | ROW | 37.447597 | -122.17077 |
| MP-397-E | Coast live oak | 24-30" | Yes | 5 | 19-24' | - | Yes | Yes | ROW | 37.447601 | -122.17076 |
| MP-398-E | English walnut | 24-30" | Yes | 3 | 24-29' | - | Yes | 25% | ROW | 37.447505 | -122.17063 |
| MP-399-E | Coast live oak | 30-35" | Yes | 3 | 24-29' | - | Yes | 25% | Public | 37.447402 | -122.17044 |
| MP-400-E | Coast live oak | 30-35" | Yes | 4 | 24-29' | - | Yes | 25% | Public | 37.447387 | -122.17043 |
| MP-401-E | Willow | 24-30" | Yes | 3 | - | 19-24' | Yes | No | Public | 37.447391 | -122.17039 |
| MP-1-W | American elm | 24-30" | Yes | 4 | - | 19-24' | Yes | No | Private | 37.461697 | -122.19349 |
| MP-2-W | Valley oak | 30-35" | Yes | 4 | - | 14-18' | Yes | No | Private | 37.461686 | -122.19346 |
| MP-3-W | Coast Redwood | 12-17" | No | 5 | - | 24-29' | No | No | ROW | 37.46163 | -122.19335 |
| MP-4-W | Coast Redwood | 06-11" | No | 5 | - | 24-29' | No | No | ROW | 37.461599 | -122.19331 |
| MP-5-W | Coast Redwood | 06-11" | No | 4 | - | 24-29' | No | No | ROW | 37.461575 | -122.19326 |
| MP-6-W | Coast Redwood | 06-11" | No | 4 | - | 24-29' | No | No | ROW | 37.461565 | -122.19325 |
| MP-7-W | Coast Redwood | 12-17" | No | 5 | - | 24-29' | No | No | ROW | 37.461557 | -122.19324 |
| MP-8-W | Coast Redwood | 06-11" | No | 5 | - | 24-29' | No | No | Private | 37.461545 | -122.19322 |
| MP-9-W | Coast Redwood | 06-11" | No | 5 | - | 24-29' | No | No | ROW | 37.461531 | -122.1932 |
| MP-10-W | Coast Redwood | 06-11" | No | 5 | - | 24-29' | No | No | ROW | 37.461523 | -122.19319 |
| MP-11-W | Coast Redwood | 12-17" | No | 5 | - | 24-29' | No | No | ROW | 37.461511 | -122.19318 |
| MP-12-W | Coast Redwood | 06-11" | No | 5 | - | 24-29' | No | No | ROW | 37.461489 | -122.19315 |
| MP-13-W | American elm | 18-23" | Yes | 3 | - | 19-24' | Yes | No | Public | 37.461476 | -122.19313 |
| MP-14-W | American elm | 12-17" | No | 3 | - | 09-13' | Yes | No | ROW | 37.461457 | -122.19309 |
| MP-15-W | Valley oak | 12-17" | Yes | 3 | - | 19-24' | Yes | No | ROW | 37.461439 | -122.19307 |
| MP-16-W | Blackwood acacia | 12-17" | No | 2 | - | 19-24' | Yes | No | Public | 37.461386 | -122.19299 |
| MP-17-W | Japanese maple | 12-17" | No | 4 | - | 19-24' | Yes | No | Public | 37.461333 | -122.1929 |
| MP-18-W | California black walnut | 12-17" | No | 3 | - | 19-24' | Yes | No | Private | 37.461269 | -122.19279 |
| MP-19-W | Coast Live Oak | 12-17" | Yes | 2 | 24-29' | - | Yes | 25% | ROW | 37.461184 | -122.19261 |

Tree Inventory



| Tree ID | Common Name | DBH | Ptd. | Cond. | Trunk to Rail | Canopy to Rail | Impact | Remove | Location | Lat. | Long. |
|---------|-------------------|--------|------|-------|---------------|----------------|--------|--------|----------|-----------|------------|
| MP-20-W | Coast Live Oak | 12-17" | Yes | 2 | 24-29' | - | Yes | 25% | ROW | 37.461172 | -122.19258 |
| MP-21-W | Valley oak | 06-11" | No | 3 | - | 24-29' | No | No | ROW | 37.461128 | -122.19256 |
| MP-22-W | Coast Live Oak | 06-11" | No | 4 | 24-29' | - | Yes | 25% | ROW | 37.461135 | -122.1925 |
| MP-23-W | Coast Live Oak | 06-11" | No | 3 | 24-29' | - | Yes | 25% | ROW | 37.461104 | -122.19244 |
| MP-24-W | American elm | 06-11" | No | 3 | - | 19-24' | Yes | No | ROW | 37.461069 | -122.19246 |
| MP-25-W | American elm | 12-17" | No | 2 | - | 14-18' | Yes | No | ROW | 37.461043 | -122.19245 |
| MP-26-W | American elm | 18-23" | Yes | 3 | - | 14-18' | Yes | No | ROW | 37.46103 | -122.19241 |
| MP-27-W | American elm | 12-17" | No | 3 | - | 14-18' | Yes | No | ROW | 37.461021 | -122.19238 |
| MP-28-W | Coast Live Oak | 24-30" | Yes | 4 | - | 14-18' | Yes | No | Private | 37.460989 | -122.19233 |
| MP-29-W | Coast Live Oak | 18-23" | Yes | 3 | - | 14-18' | Yes | No | Private | 37.460969 | -122.19231 |
| MP-30-W | Silver dollar gum | 18-23" | Yes | 2 | - | 14-18' | Yes | No | Private | 37.46089 | -122.19219 |
| MP-31-W | Coast Live Oak | 06-11" | No | 4 | 24-29' | - | Yes | 25% | ROW | 37.460871 | -122.19211 |
| MP-32-W | Silver dollar gum | 12-17" | No | 3 | - | 24-29' | No | No | Public | 37.460815 | -122.19208 |
| MP-33-W | Silver dollar gum | 18-23" | Yes | 3 | - | 19-24' | Yes | No | Public | 37.460792 | -122.19207 |
| MP-34-W | Silver dollar gum | 06-11" | No | 2 | - | 24-29' | No | No | Public | 37.460782 | -122.19202 |
| MP-35-W | Hollywood juniper | 06-11" | No | 3 | - | 19-24' | Yes | No | Public | 37.460764 | -122.19199 |
| MP-36-W | Silver dollar gum | 18-23" | Yes | 2 | - | 24-29' | No | No | Public | 37.460756 | -122.19198 |
| MP-37-W | Coast Live Oak | 06-11" | Yes | 3 | 19-24' | - | Yes | Yes | ROW | 37.460786 | -122.19196 |
| MP-38-W | Idaho locust | 24-30" | Yes | 2 | - | 19-24' | Yes | No | Public | 37.460742 | -122.19196 |
| MP-39-W | Silver dollar gum | 12-17" | No | 2 | - | 19-24' | Yes | No | Public | 37.460729 | -122.19194 |
| MP-40-W | Silver dollar gum | 12-17" | No | 2 | - | 19-24' | Yes | No | Public | 37.460717 | -122.19192 |
| MP-41-W | Silver dollar gum | 30-35" | Yes | 2 | - | 19-24' | Yes | No | Public | 37.460695 | -122.19188 |
| MP-42-W | Silver dollar gum | 30-35" | Yes | 2 | - | 19-24' | Yes | No | Public | 37.460683 | -122.19187 |
| MP-43-W | Silver dollar gum | 12-17" | Yes | 2 | - | 19-24' | Yes | No | Public | 37.460683 | -122.19185 |
| MP-44-W | Silver dollar gum | 12-17" | No | 2 | - | 14-18' | Yes | No | Public | 37.460656 | -122.19182 |
| MP-45-W | Silver dollar gum | 12-17" | Yes | 2 | - | 14-18' | Yes | No | Public | 37.460648 | -122.1918 |
| MP-46-W | Coast Live Oak | 06-11" | No | 3 | 24-29' | - | Yes | 25% | ROW | 37.460671 | -122.19179 |
| MP-47-W | Silver dollar gum | 12-17" | No | 2 | - | 24-29' | No | No | Public | 37.460617 | -122.19176 |
| MP-48-W | Silver dollar gum | 12-17" | Yes | 2 | - | 19-24' | Yes | No | Public | 37.460593 | -122.19172 |
| MP-49-W | Silver dollar gum | 12-17" | Yes | 2 | - | 19-24' | Yes | No | Public | 37.460577 | -122.19168 |
| MP-50-W | Silver dollar gum | 12-17" | Yes | 2 | - | 24-29' | No | No | Public | 37.460557 | -122.19164 |
| MP-51-W | Silver dollar gum | 24-30" | Yes | 2 | - | 19-24' | Yes | No | Public | 37.46054 | -122.19162 |

Tree Inventory



| Tree ID | Common Name | DBH | Ptd. | Cond. | Trunk to Rail | Canopy to Rail | Impact | Remove | Location | Lat. | Long. |
|---------|--------------------|----------------|------|-------|---------------|----------------|--------|--------|----------|-----------|------------|
| MP-52-W | Silver dollar gum | 18-23" | Yes | 2 | - | 19-24' | Yes | No | Public | 37.460522 | -122.1916 |
| MP-53-W | Silver dollar gum | 18-23" | Yes | 2 | - | 14-18' | Yes | No | Public | 37.460499 | -122.19158 |
| MP-54-W | Silver dollar gum | 18-23" | Yes | 3 | - | 24-29' | No | No | Public | 37.460487 | -122.19155 |
| MP-55-W | Silver dollar gum | 06-11" | No | 2 | - | 19-24' | Yes | No | Public | 37.460468 | -122.19152 |
| MP-56-W | Silver dollar gum | 18-23" | No | 2 | - | 14-18' | Yes | No | Public | 37.460459 | -122.1915 |
| MP-57-W | Silver dollar gum | 24-30" | Yes | 3 | - | 19-24' | Yes | No | Public | 37.460427 | -122.19146 |
| MP-58-W | Coast Live Oak | 06-11" | No | 3 | 24-29' | - | Yes | 25% | Private | 37.46045 | -122.19142 |
| MP-59-W | Cork screw willow | 06-11" | No | 2 | - | 19-24' | Yes | No | Public | 37.460399 | -122.19142 |
| MP-60-W | Coast Live Oak | 06-11" | No | 3 | 24-29' | - | Yes | 25% | ROW | 37.4604 | -122.19133 |
| MP-61-W | Coast Live Oak | 06-11" | No | 3 | 24-29' | - | Yes | 25% | ROW | 37.460367 | -122.19129 |
| MP-62-W | Coast Live Oak | 06-11" | No | 3 | 24-29' | - | Yes | 25% | ROW | 37.460339 | -122.19126 |
| MP-63-W | Coast Live Oak | 42" or greater | Yes | 4 | - | 04-08' | Yes | No | Private | 37.460268 | -122.19121 |
| MP-64-W | Portuguese laurel | 06-11" | No | 3 | - | 24-29' | No | No | Private | 37.460172 | -122.19104 |
| MP-65-W | Monterey pine | 30-35" | Yes | 3 | - | 09-13' | Yes | No | Private | 37.460119 | -122.19097 |
| MP-66-W | Monterey pine | 30-35" | Yes | 3 | - | 09-13' | Yes | No | Private | 37.460092 | -122.19091 |
| MP-67-W | Monterey pine | 30-35" | Yes | 3 | - | 04-08' | Yes | No | Private | 37.460039 | -122.19084 |
| MP-68-W | Monterey pine | 24-30" | Yes | 2 | - | 19-24' | Yes | No | Private | 37.459982 | -122.19073 |
| MP-69-W | Monterey pine | 18-23" | Yes | 3 | - | 19-24' | Yes | No | Private | 37.459962 | -122.19071 |
| MP-70-W | Monterey pine | 18-23" | Yes | 3 | - | 19-24' | Yes | No | Private | 37.459938 | -122.19067 |
| MP-71-W | Monterey pine | 12-17" | No | 2 | - | 19-24' | Yes | No | Private | 37.459912 | -122.19063 |
| MP-72-W | Coast Live Oak | 24-30" | Yes | 3 | - | 04-08' | Yes | No | Public | 37.459889 | -122.1906 |
| MP-73-W | Monterey pine | 24-30" | Yes | 2 | - | 24-29' | No | No | Private | 37.459861 | -122.19056 |
| MP-74-W | Monterey pine | 18-23" | Yes | 3 | - | 14-18' | Yes | No | Private | 37.459832 | -122.19051 |
| MP-75-W | Monterey pine | 18-23" | Yes | 2 | - | 14-18' | Yes | No | Private | 37.459803 | -122.19046 |
| MP-76-W | Monterey pine | 24-30" | Yes | 3 | - | 14-18' | Yes | No | Private | 37.45977 | -122.1904 |
| MP-77-W | Monterey pine | 24-30" | Yes | 3 | - | 24-29' | No | No | Private | 37.459693 | -122.19029 |
| MP-78-W | Coast Live Oak | 24-30" | Yes | 3 | - | 14-18' | Yes | No | Private | 37.45957 | -122.1901 |
| MP-79-W | Monterey pine | 30-35" | Yes | 3 | - | 24-29' | No | No | Private | 37.459037 | -122.18928 |
| MP-80-W | Canary Island palm | 42" or greater | Yes | 4 | 24-29' | - | Yes | 25% | ROW | 37.458899 | -122.18898 |
| MP-81-W | Coast Live Oak | 06-11" | No | 3 | 24-29' | - | Yes | 25% | ROW | 37.458839 | -122.18889 |
| MP-82-W | Coast Live Oak | 12-17" | Yes | 3 | 24-29' | - | Yes | 25% | Private | 37.458829 | -122.18887 |

Tree Inventory



| Tree ID | Common Name | DBH | Ptd. | Cond. | Trunk to Rail | Canopy to Rail | Impact | Remove | Location | Lat. | Long. |
|----------|------------------|----------------|------|-------|---------------|----------------|--------|--------|----------|-----------|------------|
| MP-83-W | Coast Live Oak | 06-11" | No | 3 | 24-29' | - | Yes | 25% | ROW | 37.458824 | -122.18885 |
| MP-84-W | Coast Live Oak | 12-17" | Yes | 3 | 24-29' | - | Yes | 25% | ROW | 37.4588 | -122.18881 |
| MP-85-W | Coast Live Oak | 06-11" | No | 3 | 24-29' | - | Yes | 25% | ROW | 37.458769 | -122.18878 |
| MP-86-W | Tree of Heaven | 06-11" | No | 3 | 24-29' | - | Yes | 25% | ROW | 37.458716 | -122.18871 |
| MP-87-W | Coast Live Oak | 42" or greater | Yes | 5 | - | 19-24' | Yes | No | Private | 37.458556 | -122.1885 |
| MP-88-W | Coast Live Oak | 36-41" | Yes | 5 | - | 19-24' | Yes | No | Private | 37.458457 | -122.18835 |
| MP-89-W | Coast Live Oak | 12-17" | Yes | 4 | - | 14-18' | Yes | No | ROW | 37.45833 | -122.18812 |
| MP-90-W | Coast Live Oak | 12-17" | Yes | 3 | - | 24-29' | No | No | ROW | 37.458312 | -122.1881 |
| MP-91-W | Coast Live Oak | 24-30" | Yes | 5 | - | 24-29' | No | No | ROW | 37.458291 | -122.18808 |
| MP-92-W | Coast Live Oak | 12-17" | Yes | 4 | 19-24' | - | Yes | Yes | ROW | 37.458161 | -122.1878 |
| MP-93-W | Tree of Heaven | 30-35" | Yes | 4 | - | 19-24' | Yes | No | ROW | 37.45784 | -122.18735 |
| MP-94-W | Tree of Heaven | 30-35" | No | 4 | - | 19-24' | Yes | No | ROW | 37.457322 | -122.18656 |
| MP-95-W | Tree of Heaven | 12-17" | No | 3 | 14-18' | - | Yes | Yes | ROW | 37.457201 | -122.18624 |
| MP-96-W | Valley oak | 30-35" | Yes | 4 | 19-24' | - | Yes | Yes | Private | 37.456776 | -122.1856 |
| MP-97-W | Blackwood acacia | 06-11" | No | 4 | 24-29' | - | Yes | 25% | Private | 37.456613 | -122.18532 |
| MP-98-W | Coast Live Oak | 12-17" | Yes | 3 | 24-29' | - | Yes | 25% | Private | 37.4566 | -122.18534 |
| MP-99-W | Valley oak | 24-30" | Yes | 3 | - | 24-29' | No | No | Private | 37.456543 | -122.18531 |
| MP-100-W | Coast Live Oak | 36-41" | Yes | 4 | 24-29' | - | Yes | 25% | Private | 37.456343 | -122.18492 |
| MP-101-W | Coast Redwood | 42" or greater | Yes | 4 | 14-18' | - | Yes | Yes | Public | 37.455735 | -122.18393 |
| MP-102-W | Coast Live Oak | 18-23" | Yes | 4 | 14-18' | - | Yes | Yes | Public | 37.455621 | -122.18374 |
| MP-103-W | London Plane | 12-17" | No | 3 | - | 24-29' | No | No | Public | 37.455446 | -122.18357 |
| MP-104-W | Callery pear | 12-17" | Yes | 3 | - | 14-18' | Yes | No | ROW | 37.455314 | -122.18337 |
| MP-105-W | London Plane | 06-11" | No | 4 | 19-24' | - | Yes | Yes | ROW | 37.455303 | -122.18326 |
| MP-106-W | London Plane | 06-11" | No | 4 | 19-24' | - | Yes | Yes | ROW | 37.455238 | -122.18315 |
| MP-107-W | London Plane | 06-11" | No | 3 | 19-24' | - | Yes | Yes | ROW | 37.455176 | -122.18305 |
| MP-108-W | London Plane | 06-11" | No | 4 | 19-24' | - | Yes | Yes | ROW | 37.455098 | -122.18294 |
| MP-109-W | London Plane | 06-11" | No | 4 | 19-24' | - | Yes | Yes | ROW | 37.455041 | -122.18286 |
| MP-110-W | London Plane | 06-11" | No | 4 | 19-24' | - | Yes | Yes | ROW | 37.454981 | -122.18273 |
| MP-111-W | London Plane | 24-30" | Yes | 5 | 19-24' | - | Yes | Yes | ROW | 37.454524 | -122.18201 |
| MP-112-W | London Plane | 12-17" | Yes | 5 | 19-24' | - | Yes | Yes | ROW | 37.45448 | -122.18192 |
| MP-113-W | London Plane | 12-17" | No | 4 | 19-24' | - | Yes | Yes | ROW | 37.454405 | -122.18183 |

Tree Inventory



| Tree ID | Common Name | DBH | Ptd. | Cond. | Trunk to Rail | Canopy to Rail | Impact | Remove | Location | Lat. | Long. |
|----------|----------------|--------|------|-------|---------------|----------------|--------|--------|----------|-----------|------------|
| MP-114-W | London Plane | 12-17" | No | 5 | 19-24' | - | Yes | Yes | ROW | 37.454337 | -122.18173 |
| MP-115-W | London Plane | 12-17" | No | 4 | 19-24' | - | Yes | Yes | ROW | 37.45427 | -122.18162 |
| MP-116-W | London Plane | 06-11" | No | 4 | 19-24' | - | Yes | Yes | ROW | 37.454204 | -122.18153 |
| MP-117-W | Holly Oak | 12-17" | Yes | 4 | - | 19-24' | Yes | No | Public | 37.453717 | -122.18084 |
| MP-118-W | Holly Oak | 12-17" | Yes | 5 | 24-29' | - | Yes | 25% | ROW | 37.45354 | -122.18048 |
| MP-119-W | Aleppo pine | 24-30" | Yes | 4 | - | 04-08' | Yes | No | Private | 37.453536 | -122.1806 |
| MP-120-W | Coast live oak | 06-11" | No | 4 | 24-29' | - | Yes | 25% | ROW | 37.453488 | -122.18039 |
| MP-121-W | Coast live oak | 06-11" | No | 4 | 24-29' | - | Yes | 25% | ROW | 37.453446 | -122.18034 |
| MP-122-W | Coast live oak | 06-11" | No | 4 | 24-29' | - | Yes | 25% | ROW | 37.45343 | -122.18031 |
| MP-123-W | London plane | 12-17" | Yes | 5 | 24-29' | - | Yes | 25% | Private | 37.453418 | -122.1803 |
| MP-124-W | Coast live oak | 06-11" | No | 5 | 24-29' | - | Yes | 25% | ROW | 37.4534 | -122.18026 |
| MP-125-W | London plane | 12-17" | No | 4 | 24-29' | - | Yes | 25% | Private | 37.453388 | -122.18024 |
| MP-126-W | London plane | 06-11" | No | 4 | 24-29' | - | Yes | 25% | Private | 37.453361 | -122.18019 |
| MP-127-W | Coast redwood | 24-30" | Yes | 5 | 24-29' | - | Yes | 25% | Private | 37.453323 | -122.18015 |
| MP-128-W | Coast redwood | 12-17" | Yes | 5 | 24-29' | - | Yes | 25% | Private | 37.453299 | -122.18012 |
| MP-129-W | Coast redwood | 12-17" | Yes | 5 | 24-29' | - | Yes | 25% | Private | 37.453268 | -122.18006 |
| MP-130-W | Coast redwood | 18-23" | Yes | 5 | 24-29' | - | Yes | 25% | Private | 37.453252 | -122.18004 |
| MP-131-W | Coast redwood | 24-30" | Yes | 5 | 24-29' | - | Yes | 25% | Private | 37.453226 | -122.17999 |
| MP-132-W | Tree of heaven | 18-23" | Yes | 4 | 24-29' | - | Yes | 25% | ROW | 37.453236 | -122.17995 |
| MP-133-W | London plane | 06-11" | No | 3 | - | 14-18' | Yes | No | Private | 37.453127 | -122.17989 |
| MP-134-W | London plane | 12-17" | No | 4 | - | 14-18' | Yes | No | Private | 37.453105 | -122.17986 |
| MP-135-W | London plane | 06-11" | No | 1 | - | 19-24' | Yes | No | Private | 37.453076 | -122.17981 |
| MP-136-W | Tree of heaven | 06-11" | No | 3 | 24-29' | - | Yes | 25% | ROW | 37.453046 | -122.17972 |
| MP-137-W | London plane | 12-17" | No | 3 | - | 19-24' | Yes | No | Private | 37.452951 | -122.17963 |
| MP-138-W | London plane | 06-11" | No | 3 | - | 24-29' | No | No | Private | 37.452926 | -122.1796 |
| MP-139-W | London plane | 12-17" | No | 4 | 24-29' | - | Yes | 25% | Private | 37.452895 | -122.17951 |
| MP-140-W | Coast live oak | 06-11" | No | 2 | 24-29' | - | Yes | 25% | ROW | 37.452899 | -122.17948 |
| MP-141-W | London plane | 12-17" | No | 3 | 24-29' | - | Yes | 25% | Private | 37.452871 | -122.17945 |
| MP-142-W | Coast redwood | 18-23" | Yes | 4 | 24-29' | - | Yes | 25% | Private | 37.452837 | -122.17939 |
| MP-143-W | Coast redwood | 06-11" | No | 3 | 24-29' | - | Yes | 25% | Private | 37.452802 | -122.17934 |
| MP-144-W | Coast redwood | 12-17" | No | 4 | 24-29' | - | Yes | 25% | Private | 37.452787 | -122.17932 |
| MP-145-W | Coast redwood | 18-23" | Yes | 4 | 24-29' | - | Yes | 25% | Private | 37.45277 | -122.17928 |

Tree Inventory



| Tree ID | Common Name | DBH | Ptd. | Cond. | Trunk to Rail | Canopy to Rail | Impact | Remove | Location | Lat. | Long. |
|----------|--------------------|--------|------|-------|---------------|----------------|--------|--------|----------|-----------|------------|
| MP-146-W | Coast redwood | 12-17" | No | 4 | 24-29' | - | Yes | 25% | Private | 37.452752 | -122.17926 |
| MP-147-W | London plane | 06-11" | No | 3 | 24-29' | - | Yes | 25% | Private | 37.452728 | -122.17921 |
| MP-148-W | London plane | 12-17" | No | 3 | - | 24-29' | No | No | Private | 37.452676 | -122.1792 |
| MP-149-W | London plane | 12-17" | No | 4 | - | 24-29' | No | No | Private | 37.452645 | -122.17914 |
| MP-150-W | London plane | 06-11" | No | 2 | - | 24-29' | No | No | Private | 37.452559 | -122.17902 |
| MP-151-W | London plane | 06-11" | No | 3 | - | 24-29' | No | No | Private | 37.452511 | -122.17894 |
| MP-152-W | Coast live oak | 06-11" | No | 5 | 24-29' | - | Yes | 25% | ROW | 37.452468 | -122.17882 |
| MP-153-W | Coast redwood | 18-23" | Yes | 5 | 24-29' | - | Yes | 25% | Private | 37.452436 | -122.17875 |
| MP-154-W | Coast redwood | 12-17" | Yes | 5 | 24-29' | - | Yes | 25% | Private | 37.452418 | -122.17872 |
| MP-155-W | Coast redwood | 12-17" | Yes | 5 | 24-29' | - | Yes | 25% | Private | 37.452392 | -122.17868 |
| MP-156-W | Coast redwood | 18-23" | Yes | 5 | 24-29' | - | Yes | 25% | Private | 37.452364 | -122.17864 |
| MP-157-W | London plane | 06-11" | No | 2 | 24-29' | - | Yes | 25% | Private | 37.45235 | -122.17861 |
| MP-158-W | Coast live oak | 06-11" | No | 4 | 24-29' | - | Yes | 25% | ROW | 37.452354 | -122.17859 |
| MP-159-W | Coast live oak | 12-17" | Yes | 4 | 24-29' | - | Yes | 25% | ROW | 37.452334 | -122.17857 |
| MP-160-W | Evergreen pear | 06-11" | No | 3 | - | 24-29' | No | No | Private | 37.452227 | -122.17848 |
| MP-161-W | Coast redwood | 06-11" | No | 4 | 24-29' | - | Yes | 25% | Private | 37.452228 | -122.17842 |
| MP-162-W | Coast redwood | 06-11" | No | 4 | 24-29' | - | Yes | 25% | Private | 37.452209 | -122.17838 |
| MP-163-W | Coast redwood | 12-17" | Yes | 5 | 24-29' | - | Yes | 25% | Private | 37.452175 | -122.17834 |
| MP-164-W | Coast redwood | 12-17" | Yes | 4 | 24-29' | - | Yes | 25% | Private | 37.452154 | -122.1783 |
| MP-165-W | Coast redwood | 18-23" | Yes | 5 | 24-29' | - | Yes | 25% | Private | 37.452132 | -122.17829 |
| MP-166-W | Evergreen pear | 06-11" | No | 1 | - | 24-29' | No | No | Private | 37.452111 | -122.17829 |
| MP-167-W | Italian stone pine | 12-17" | No | 4 | 24-29' | - | Yes | 25% | ROW | 37.452064 | -122.17815 |
| MP-168-W | Coast live oak | 12-17" | Yes | 5 | 24-29' | - | Yes | 25% | Private | 37.452036 | -122.17812 |
| MP-169-W | Coast redwood | 18-23" | Yes | 5 | 24-29' | - | Yes | 25% | Private | 37.452017 | -122.17809 |
| MP-170-W | Coast redwood | 12-17" | Yes | 4 | 24-29' | - | Yes | 25% | Private | 37.451996 | -122.17806 |
| MP-171-W | Coast redwood | 12-17" | No | 5 | 24-29' | - | Yes | 25% | Private | 37.451969 | -122.17801 |
| MP-172-W | Italian stone pine | 06-11" | No | 4 | 24-29' | - | Yes | 25% | ROW | 37.45191 | -122.17791 |
| MP-173-W | Italian stone pine | 06-11" | No | 4 | 24-29' | - | Yes | 25% | ROW | 37.451867 | -122.17784 |
| MP-174-W | Coast redwood | 12-17" | No | 5 | 24-29' | - | Yes | 25% | Private | 37.451804 | -122.17776 |
| MP-175-W | Coast redwood | 12-17" | No | 5 | 24-29' | - | Yes | 25% | Private | 37.451773 | -122.1777 |
| MP-176-W | Coast redwood | 18-23" | Yes | 5 | 24-29' | - | Yes | 25% | Private | 37.451739 | -122.17763 |
| MP-177-W | Coast redwood | 12-17" | No | 5 | 24-29' | - | Yes | 25% | Private | 37.451718 | -122.17762 |

Tree Inventory



| Tree ID | Common Name | DBH | Ptd. | Cond. | Trunk to Rail | Canopy to Rail | Impact | Remove | Location | Lat. | Long. |
|----------|----------------|--------|------|-------|---------------|----------------|--------|--------|----------|-----------|------------|
| MP-178-W | Coast redwood | 12-17" | No | 5 | 24-29' | - | Yes | 25% | Private | 37.451694 | -122.17758 |
| MP-179-W | Coast redwood | 12-17" | Yes | 5 | 24-29' | - | Yes | 25% | Private | 37.451666 | -122.17754 |
| MP-180-W | Coast redwood | 18-23" | Yes | 5 | 24-29' | - | Yes | 25% | Private | 37.451651 | -122.17751 |
| MP-181-W | Coast live oak | 06-11" | No | 5 | 24-29' | - | Yes | 25% | ROW | 37.451634 | -122.17746 |
| MP-182-W | London plane | 06-11" | No | 3 | - | 19-24' | Yes | No | Private | 37.451587 | -122.17747 |
| MP-183-W | Coast live oak | 06-11" | No | 5 | 24-29' | - | Yes | 25% | ROW | 37.4516 | -122.17742 |
| MP-184-W | London plane | 06-11" | No | 3 | 24-29' | - | Yes | 25% | Private | 37.451574 | -122.17738 |
| MP-185-W | London plane | 06-11" | No | 3 | 24-29' | - | Yes | 25% | Private | 37.451565 | -122.17736 |
| MP-186-W | Coast live oak | 06-11" | No | 4 | 24-29' | - | Yes | 25% | ROW | 37.451535 | -122.17732 |
| MP-187-W | Coast live oak | 06-11" | No | 4 | 24-29' | - | Yes | 25% | ROW | 37.451496 | -122.17727 |
| MP-188-W | Coast redwood | 24-30" | Yes | 5 | 24-29' | - | Yes | 25% | Private | 37.451483 | -122.17725 |
| MP-189-W | Coast redwood | 18-23" | Yes | 5 | 24-29' | - | Yes | 25% | Private | 37.451465 | -122.17721 |
| MP-190-W | Coast redwood | 18-23" | Yes | 5 | 24-29' | - | Yes | 25% | Private | 37.451432 | -122.17716 |
| MP-191-W | Coast live oak | 18-23" | Yes | 5 | 24-29' | - | Yes | 25% | Private | 37.451404 | -122.17711 |
| MP-192-W | London plane | 06-11" | No | 3 | 24-29' | - | Yes | 25% | Private | 37.451355 | -122.17705 |
| MP-193-W | Coast live oak | 06-11" | No | 4 | 24-29' | - | Yes | 25% | ROW | 37.451343 | -122.17701 |
| MP-194-W | Coast live oak | 06-11" | No | 3 | 24-29' | - | Yes | 25% | ROW | 37.451309 | -122.17697 |
| MP-195-W | London plane | 06-11" | No | 3 | 24-29' | - | Yes | 25% | Private | 37.45127 | -122.17692 |
| MP-196-W | London plane | 06-11" | No | 3 | 24-29' | - | Yes | 25% | Private | 37.451235 | -122.17686 |
| MP-197-W | London plane | 06-11" | No | 3 | 24-29' | - | Yes | 25% | Private | 37.451206 | -122.17681 |
| MP-198-W | Coast redwood | 18-23" | Yes | 5 | 24-29' | - | Yes | 25% | Private | 37.451182 | -122.17677 |
| MP-199-W | Coast redwood | 24-30" | Yes | 5 | 24-29' | - | Yes | 25% | Private | 37.451165 | -122.17674 |
| MP-200-W | Coast redwood | 18-23" | Yes | 5 | 24-29' | - | Yes | 25% | Private | 37.451148 | -122.17672 |
| MP-201-W | Coast live oak | 06-11" | No | 4 | 24-29' | - | Yes | 25% | ROW | 37.45113 | -122.17668 |
| MP-202-W | Coast live oak | 06-11" | Yes | 4 | 24-29' | - | Yes | 25% | ROW | 37.451084 | -122.17661 |
| MP-203-W | London plane | 06-11" | No | 4 | 24-29' | - | Yes | 25% | Private | 37.451049 | -122.17656 |
| MP-204-W | London plane | 06-11" | No | 3 | 24-29' | - | Yes | 25% | Private | 37.451007 | -122.1765 |
| MP-205-W | London plane | 06-11" | No | 2 | 24-29' | - | Yes | 25% | Private | 37.450986 | -122.17647 |
| MP-206-W | Coast redwood | 18-23" | Yes | 5 | 24-29' | - | Yes | 25% | Private | 37.450964 | -122.17642 |
| MP-207-W | Coast redwood | 18-23" | Yes | 5 | 24-29' | - | Yes | 25% | Private | 37.450947 | -122.1764 |
| MP-208-W | London plane | 06-11" | No | 3 | 24-29' | - | Yes | 25% | Private | 37.450918 | -122.17636 |
| MP-209-W | Coast live oak | 06-11" | No | 4 | 24-29' | - | Yes | 25% | Private | 37.450919 | -122.17634 |

Tree Inventory



| Tree ID | Common Name | DBH | Ptd. | Cond. | Trunk to Rail | Canopy to Rail | Impact | Remove | Location | Lat. | Long. |
|----------|----------------|--------|------|-------|---------------|----------------|--------|--------|----------|-----------|------------|
| MP-210-W | London plane | 06-11" | No | 4 | - | 19-24' | Yes | No | Private | 37.450897 | -122.17637 |
| MP-211-W | Coast live oak | 06-11" | No | 4 | 24-29' | - | Yes | 25% | ROW | 37.450885 | -122.1763 |
| MP-212-W | Coast live oak | 06-11" | Yes | 4 | 24-29' | - | Yes | 25% | ROW | 37.450871 | -122.17628 |
| MP-213-W | Coast live oak | 06-11" | Yes | 4 | 24-29' | - | Yes | 25% | ROW | 37.450852 | -122.17625 |
| MP-214-W | Coast live oak | 06-11" | Yes | 2 | 24-29' | - | Yes | 25% | ROW | 37.450846 | -122.17624 |
| MP-215-W | Coast live oak | 06-11" | No | 3 | 24-29' | - | Yes | 25% | ROW | 37.450818 | -122.17621 |
| MP-216-W | Coast live oak | 06-11" | Yes | 3 | 24-29' | - | Yes | 25% | ROW | 37.450801 | -122.17619 |
| MP-217-W | Coast live oak | 12-17" | Yes | 4 | 24-29' | - | Yes | 25% | ROW | 37.450794 | -122.17617 |
| MP-218-W | Coast live oak | 12-17" | Yes | 4 | 24-29' | - | Yes | 25% | ROW | 37.450769 | -122.17614 |
| MP-219-W | Coast live oak | 18-23" | Yes | 4 | 24-29' | - | Yes | 25% | ROW | 37.450747 | -122.1761 |
| MP-220-W | Coast live oak | 18-23" | Yes | 4 | 24-29' | - | Yes | 25% | ROW | 37.450715 | -122.17606 |
| MP-221-W | Coast live oak | 18-23" | Yes | 4 | 24-29' | - | Yes | 25% | ROW | 37.450696 | -122.17603 |
| MP-222-W | Coast live oak | 12-17" | Yes | 4 | 24-29' | - | Yes | 25% | Private | 37.450659 | -122.17597 |
| MP-223-W | Coast live oak | 12-17" | Yes | 2 | 24-29' | - | Yes | 25% | ROW | 37.450638 | -122.17594 |
| MP-224-W | Coast live oak | 12-17" | Yes | 5 | 24-29' | - | Yes | 25% | ROW | 37.450623 | -122.17592 |
| MP-225-W | Coast live oak | 06-11" | Yes | 4 | 24-29' | - | Yes | 25% | ROW | 37.450618 | -122.17588 |
| MP-226-W | Coast live oak | 06-11" | No | 3 | 24-29' | - | Yes | 25% | ROW | 37.45059 | -122.17586 |
| MP-227-W | Coast live oak | 18-23" | Yes | 4 | 24-29' | - | Yes | 25% | ROW | 37.450589 | -122.17583 |
| MP-228-W | Coast live oak | 12-17" | Yes | 4 | 24-29' | - | Yes | 25% | ROW | 37.450572 | -122.17581 |
| MP-229-W | Coast live oak | 24-30" | Yes | 4 | 24-29' | - | Yes | 25% | ROW | 37.450543 | -122.17577 |
| MP-230-W | Coast live oak | 24-30" | Yes | 4 | 24-29' | - | Yes | 25% | ROW | 37.450525 | -122.17575 |
| MP-231-W | Valley oak | 12-17" | Yes | 4 | 24-29' | - | Yes | 25% | ROW | 37.450497 | -122.17571 |
| MP-232-W | Coast live oak | 06-11" | No | 3 | 24-29' | - | Yes | 25% | ROW | 37.450488 | -122.17569 |
| MP-233-W | Coast live oak | 12-17" | Yes | 4 | 24-29' | - | Yes | 25% | ROW | 37.450461 | -122.17566 |
| MP-234-W | Coast live oak | 06-11" | Yes | 4 | 24-29' | - | Yes | 25% | ROW | 37.450431 | -122.1756 |
| MP-235-W | Coast live oak | 18-23" | Yes | 3 | 24-29' | - | Yes | 25% | ROW | 37.450413 | -122.17556 |
| MP-236-W | Coast live oak | 24-30" | Yes | 4 | 24-29' | - | Yes | 25% | ROW | 37.450391 | -122.17554 |
| MP-237-W | Coast live oak | 24-30" | Yes | 3 | 24-29' | - | Yes | 25% | ROW | 37.450346 | -122.17546 |
| MP-238-W | Coast live oak | 24-30" | Yes | 4 | 24-29' | - | Yes | 25% | ROW | 37.450312 | -122.17543 |
| MP-239-W | Coast live oak | 30-35" | Yes | 4 | 24-29' | - | Yes | 25% | ROW | 37.45033 | -122.17542 |
| MP-240-W | Coast live oak | 18-23" | Yes | 5 | 24-29' | - | Yes | 25% | ROW | 37.45029 | -122.17535 |
| MP-241-W | Coast live oak | 06-11" | No | 5 | 24-29' | - | Yes | 25% | ROW | 37.450245 | -122.17528 |

Tree Inventory



| Tree ID | Common Name | DBH | Ptd. | Cond. | Trunk to Rail | Canopy to Rail | Impact | Remove | Location | Lat. | Long. |
|----------|--------------------|----------------|------|-------|---------------|----------------|--------|--------|----------|-----------|------------|
| MP-242-W | Coast live oak | 18-23" | Yes | 4 | 24-29' | - | Yes | 25% | ROW | 37.450226 | -122.17526 |
| MP-243-W | Coast live oak | 18-23" | Yes | 3 | 24-29' | - | Yes | 25% | ROW | 37.450194 | -122.1752 |
| MP-244-W | California bay | 06-11" | No | 3 | 24-29' | - | Yes | 25% | ROW | 37.450159 | -122.17515 |
| MP-245-W | Coast live oak | 18-23" | Yes | 4 | 24-29' | - | Yes | 25% | ROW | 37.450128 | -122.17512 |
| MP-246-W | Coast Live Oak | 18-23" | Yes | 4 | 24-29' | - | Yes | 25% | ROW | 37.450104 | -122.17509 |
| MP-247-W | Coast Live Oak | 18-23" | Yes | 4 | 24-29' | - | Yes | 25% | ROW | 37.450088 | -122.17506 |
| MP-248-W | Coast Live Oak | 12-17" | Yes | 3 | 24-29' | - | Yes | 25% | ROW | 37.450068 | -122.17503 |
| MP-249-W | Coast Live Oak | 12-17" | Yes | 3 | 24-29' | - | Yes | 25% | ROW | 37.450063 | -122.17502 |
| MP-250-W | Coast Live Oak | 18-23" | Yes | 3 | 24-29' | - | Yes | 25% | ROW | 37.450042 | -122.17499 |
| MP-251-W | Coast Live Oak | 06-11" | No | 3 | 19-24' | - | Yes | Yes | ROW | 37.450046 | -122.17495 |
| MP-252-W | Coast Live Oak | 12-17" | No | 3 | 24-29' | - | Yes | 25% | ROW | 37.450017 | -122.17495 |
| MP-253-W | Coast Live Oak | 06-11" | No | 3 | 24-29' | - | Yes | 25% | ROW | 37.450003 | -122.17493 |
| MP-254-W | Coast Live Oak | 06-11" | Yes | 4 | 24-29' | - | Yes | 25% | ROW | 37.449994 | -122.17491 |
| MP-255-W | Coast Live Oak | 06-11" | Yes | 3 | 24-29' | - | Yes | 25% | ROW | 37.449975 | -122.17488 |
| MP-256-W | Coast Live Oak | 06-11" | No | 3 | 24-29' | - | Yes | 25% | ROW | 37.449961 | -122.17486 |
| MP-257-W | Coast Live Oak | 06-11" | No | 3 | 24-29' | - | Yes | 25% | ROW | 37.449955 | -122.17485 |
| MP-258-W | Coast Live Oak | 12-17" | Yes | 3 | 24-29' | - | Yes | 25% | ROW | 37.449946 | -122.17484 |
| MP-259-W | Coast Live Oak | 12-17" | Yes | 3 | 24-29' | - | Yes | 25% | ROW | 37.449937 | -122.17482 |
| MP-260-W | Coast Live Oak | 18-23" | Yes | 3 | 24-29' | - | Yes | 25% | ROW | 37.449926 | -122.1748 |
| MP-261-W | Coast Live Oak | 06-11" | No | 2 | 24-29' | - | Yes | 25% | ROW | 37.449921 | -122.1748 |
| MP-262-W | Coast Live Oak | 12-17" | Yes | 3 | 24-29' | - | Yes | 25% | ROW | 37.449917 | -122.17479 |
| MP-263-W | Coast Live Oak | 18-23" | Yes | 3 | 14-18' | - | Yes | Yes | ROW | 37.449904 | -122.17473 |
| MP-264-W | Coast Live Oak | 12-17" | Yes | 3 | 24-29' | - | Yes | 25% | ROW | 37.449873 | -122.17472 |
| MP-265-W | Coast Live Oak | 12-17" | Yes | 3 | 24-29' | - | Yes | 25% | ROW | 37.44986 | -122.1747 |
| MP-266-W | Coast Live Oak | 18-23" | Yes | 4 | 24-29' | - | Yes | 25% | ROW | 37.449845 | -122.17468 |
| MP-267-W | Coast Live Oak | 06-11" | No | 2 | 24-29' | - | Yes | 25% | ROW | 37.449835 | -122.17466 |
| MP-268-W | Coast Live Oak | 12-17" | Yes | 4 | 19-24' | - | Yes | Yes | ROW | 37.449832 | -122.1746 |
| MP-269-W | Coast Live Oak | 18-23" | Yes | 4 | 19-24' | - | Yes | Yes | ROW | 37.44981 | -122.1746 |
| MP-270-W | Coast Live Oak | 06-11" | No | 2 | 24-29' | - | Yes | 25% | ROW | 37.449804 | -122.17461 |
| MP-271-W | Coast Live Oak | 06-11" | No | 4 | 24-29' | - | Yes | 25% | ROW | 37.449718 | -122.17447 |
| MP-272-W | Coast Live Oak | 12-17" | Yes | 4 | 24-29' | - | Yes | 25% | ROW | 37.449696 | -122.17444 |
| MP-273-W | Canary Island palm | 42" or greater | Yes | 4 | 14-18' | - | Yes | Yes | ROW | 37.449686 | -122.17438 |

Tree Inventory



| Tree ID | Common Name | DBH | Ptd. | Cond. | Trunk to Rail | Canopy to Rail | Impact | Remove | Location | Lat. | Long. |
|----------|----------------|--------|------|-------|---------------|----------------|--------|--------|----------|-----------|------------|
| MP-274-W | Coast Live Oak | 12-17" | No | 3 | 24-29' | - | Yes | 25% | ROW | 37.449664 | -122.17439 |
| MP-275-W | Coast Live Oak | 06-11" | No | 3 | 24-29' | - | Yes | 25% | ROW | 37.44964 | -122.17436 |
| MP-276-W | Coast Live Oak | 12-17" | Yes | 3 | 24-29' | - | Yes | 25% | ROW | 37.449597 | -122.17428 |
| MP-277-W | Coast Live Oak | 12-17" | Yes | 3 | 24-29' | - | Yes | 25% | ROW | 37.449578 | -122.17425 |
| MP-278-W | Coast Live Oak | 12-17" | Yes | 3 | 24-29' | - | Yes | 25% | ROW | 37.449566 | -122.17423 |
| MP-279-W | Coast Live Oak | 12-17" | Yes | 3 | 24-29' | - | Yes | 25% | ROW | 37.449549 | -122.1742 |
| MP-280-W | Coast Live Oak | 12-17" | Yes | 3 | 19-24' | - | Yes | Yes | ROW | 37.449532 | -122.17416 |
| MP-281-W | Coast Live Oak | 06-11" | No | 3 | 24-29' | - | Yes | 25% | ROW | 37.449515 | -122.17416 |
| MP-282-W | Coast Live Oak | 06-11" | No | 3 | 19-24' | - | Yes | Yes | ROW | 37.449505 | -122.17411 |
| MP-283-W | Coast Live Oak | 12-17" | No | 3 | 19-24' | - | Yes | Yes | ROW | 37.44949 | -122.17409 |
| MP-284-W | Coast Live Oak | 18-23" | Yes | 3 | 24-29' | - | Yes | 25% | ROW | 37.449448 | -122.17405 |
| MP-285-W | Coast Live Oak | 12-17" | Yes | 3 | 24-29' | - | Yes | 25% | ROW | 37.449437 | -122.17401 |
| MP-286-W | Coast Live Oak | 06-11" | No | 3 | 24-29' | - | Yes | 25% | ROW | 37.449419 | -122.174 |
| MP-287-W | Coast Live Oak | 12-17" | Yes | 3 | 24-29' | - | Yes | 25% | ROW | 37.449405 | -122.17399 |
| MP-288-W | Coast Live Oak | 18-23" | Yes | 3 | 19-24' | - | Yes | Yes | ROW | 37.449395 | -122.17397 |
| MP-289-W | Coast Live Oak | 18-23" | Yes | 3 | 24-29' | - | Yes | 25% | ROW | 37.449303 | -122.17382 |
| MP-290-W | Coast Live Oak | 06-11" | No | 3 | - | 19-24' | Yes | No | ROW | 37.449204 | -122.17369 |
| MP-291-W | Coast Live Oak | 12-17" | No | 3 | - | 19-24' | Yes | No | ROW | 37.449189 | -122.17367 |
| MP-292-W | Evergreen ash | 06-11" | No | 3 | 24-29' | - | Yes | 25% | ROW | 37.449188 | -122.17364 |
| MP-293-W | Tree of Heaven | 06-11" | No | 3 | 24-29' | - | Yes | 25% | ROW | 37.449183 | -122.17362 |
| MP-294-W | Tree of Heaven | 18-23" | Yes | 3 | 14-18' | - | Yes | Yes | ROW | 37.449189 | -122.17358 |
| MP-295-W | Coast Live Oak | 06-11" | No | 3 | - | 14-18' | Yes | No | ROW | 37.449149 | -122.17358 |
| MP-296-W | Coast Live Oak | 12-17" | Yes | 2 | - | 14-18' | Yes | No | ROW | 37.449127 | -122.17358 |
| MP-297-W | Coast Live Oak | 06-11" | Yes | 3 | 24-29' | - | Yes | 25% | ROW | 37.449129 | -122.17354 |
| MP-298-W | Coast Live Oak | 06-11" | No | 3 | 24-29' | - | Yes | 25% | ROW | 37.449114 | -122.17352 |
| MP-299-W | Coast Live Oak | 06-11" | No | 3 | 24-29' | - | Yes | 25% | ROW | 37.448963 | -122.17327 |
| MP-300-W | Coast Live Oak | 12-17" | Yes | 3 | 24-29' | - | Yes | 25% | ROW | 37.448947 | -122.17325 |
| MP-301-W | Coast Live Oak | 12-17" | Yes | 3 | - | 19-24' | Yes | No | ROW | 37.448891 | -122.17319 |
| MP-302-W | Evergreen ash | 12-17" | Yes | 3 | - | 19-24' | Yes | No | ROW | 37.4488 | -122.17304 |
| MP-303-W | Coast Live Oak | 12-17" | Yes | 3 | - | 19-24' | Yes | No | ROW | 37.44877 | -122.17301 |
| MP-304-W | Coast Live Oak | 06-11" | No | 5 | 24-29' | - | Yes | 25% | ROW | 37.44734 | -122.1707 |
| MP-305-W | Blue gum | 36-41" | Yes | 4 | 09-13' | - | Yes | Yes | ROW | 37.447266 | -122.17051 |

Tree Inventory



| Tree ID | Common Name | DBH | Ptd. | Cond. | Trunk to Rail | Canopy to Rail | Impact | Remove | Location | Lat. | Long. |
|----------|--------------------|----------------|------|-------|---------------|----------------|--------|--------|----------|-----------|------------|
| MP-306-W | Blue gum | 06-11" | Yes | 3 | 19-24' | - | Yes | Yes | ROW | 37.447243 | -122.1705 |
| MP-307-W | Fremont cottonwood | 06-11" | No | 3 | 19-24' | - | Yes | Yes | ROW | 37.447223 | -122.17048 |
| MP-308-W | Portuguese laurel | 12-17" | No | 3 | 19-24' | - | Yes | Yes | ROW | 37.447191 | -122.17045 |
| PA-1-E | Coast redwood | 42" or greater | Yes | 3 | 24-29' | - | Yes | 25% | Public | 37.447238 | -122.1702 |
| PA-2-E | Coast redwood | 18-23" | Yes | 4 | 24-29' | - | Yes | 25% | Public | 37.447202 | -122.17015 |
| PA-3-E | Coast redwood | 12-17" | No | 5 | - | 19-24' | Yes | No | Public | 37.447173 | -122.17006 |
| PA-4-E | Coast redwood | 12-17" | No | 5 | - | 24-29' | No | No | Public | 37.447151 | -122.16999 |
| PA-5-E | Coast redwood | 12-17" | No | 5 | - | 19-24' | Yes | No | Public | 37.447123 | -122.16998 |
| PA-6-E | Coast redwood | 12-17" | No | 5 | - | 19-24' | Yes | No | Public | 37.447102 | -122.16994 |
| PA-7-E | Coast redwood | 12-17" | No | 5 | 24-29' | - | Yes | 25% | Public | 37.447057 | -122.1699 |
| PA-8-E | Coast redwood | 42" or greater | Yes | 4 | - | 24-29' | No | No | Public | 37.446934 | -122.16967 |
| PA-9-E | Coast live oak | 24-30" | Yes | 3 | - | 24-29' | No | No | Public | 37.447212 | -122.17005 |
| PA-10-E | Tree of Heaven | 12-17" | No | 3 | 19-24' | - | Yes | Yes | Public | 37.446625 | -122.16922 |
| PA-11-E | Coast Redwood | 42" or greater | Yes | 3 | - | 19-24' | Yes | No | Public | 37.446577 | -122.16909 |
| PA-12-E | Coast Redwood | 12-17" | No | 3 | - | 24-29' | No | No | Public | 37.44653 | -122.16902 |
| PA-13-E | Coast Redwood | 30-35" | Yes | 3 | - | 19-24' | Yes | No | Public | 37.44646 | -122.16892 |
| PA-14-E | Coast Live Oak | 18-23" | Yes | 4 | 24-29' | - | Yes | 25% | Public | 37.446409 | -122.16891 |
| PA-15-E | Coast Redwood | 12-17" | No | 3 | - | 24-29' | No | No | Public | 37.446403 | -122.1688 |
| PA-16-E | Tree of Heaven | 18-23" | No | 3 | 24-29' | - | Yes | 25% | Public | 37.446339 | -122.1688 |
| PA-17-E | Coast Redwood | 30-35" | No | 3 | - | 24-29' | No | No | Public | 37.446331 | -122.16871 |
| PA-18-E | Coast Redwood | 36-41" | Yes | 4 | - | 24-29' | No | No | Public | 37.446253 | -122.16858 |
| PA-19-E | Coast Redwood | 36-41" | Yes | 3 | - | 24-29' | No | No | Public | 37.446103 | -122.16836 |
| PA-20-E | Coast Redwood | 24-30" | Yes | 3 | - | 24-29' | No | No | Public | 37.446079 | -122.16832 |
| PA-21-E | California pepper | 12-17" | No | 2 | - | 24-29' | No | No | Public | 37.445574 | -122.16763 |
| PA-22-E | Almond | 12-17" | No | 3 | 24-29' | - | Yes | 25% | ROW | 37.444607 | -122.16634 |
| PA-23-E | Almond | 18-23" | No | 2 | 19-24' | - | Yes | Yes | ROW | 37.44452 | -122.16619 |
| PA-24-E | Coast Live Oak | 36-41" | Yes | 5 | 24-29' | - | Yes | 25% | ROW | 37.444432 | -122.16606 |
| PA-25-E | Blackwood acacia | 12-17" | No | 3 | 19-24' | - | Yes | Yes | ROW | 37.444393 | -122.16603 |
| PA-26-E | Coast Live Oak | 30-35" | Yes | 4 | 19-24' | - | Yes | Yes | ROW | 37.444336 | -122.16591 |
| PA-27-E | Coast Live Oak | 12-17" | Yes | 3 | 19-24' | - | Yes | Yes | ROW | 37.444307 | -122.16587 |

Tree Inventory



| Tree ID | Common Name | DBH | Ptd. | Cond. | Trunk to Rail | Canopy to Rail | Impact | Remove | Location | Lat. | Long. |
|---------|------------------|--------|------|-------|---------------|----------------|--------|--------|----------|-----------|------------|
| PA-28-E | Deodar cedar | 30-35" | No | 4 | - | 14-18' | Yes | No | ROW | 37.443754 | -122.16492 |
| PA-29-E | Deodar cedar | 30-35" | No | 3 | - | 19-24' | Yes | No | ROW | 37.443738 | -122.16484 |
| PA-30-E | Deodar cedar | 30-35" | No | 3 | - | 24-29' | No | No | ROW | 37.443709 | -122.16475 |
| PA-31-E | Coast Live Oak | 04-11" | No | 3 | - | 24-29' | No | No | ROW | 37.443645 | -122.1647 |
| PA-32-E | Blackwood acacia | 12-17" | No | 3 | - | 24-29' | No | No | ROW | 37.443637 | -122.16462 |
| PA-33-E | Deodar cedar | 24-30" | No | 4 | - | 24-29' | No | No | ROW | 37.443606 | -122.16458 |
| PA-34-E | Blackwood acacia | 04-11" | No | 2 | - | 24-29' | No | No | ROW | 37.44358 | -122.16457 |
| PA-35-E | Coast Live Oak | 18-23" | Yes | 4 | - | 24-29' | No | No | ROW | 37.443559 | -122.16453 |
| PA-36-E | Coast Live Oak | 12-17" | Yes | 4 | 24-29' | - | Yes | 25% | ROW | 37.443485 | -122.16455 |
| PA-37-E | Deodar cedar | 12-17" | No | 3 | 24-29' | - | Yes | 25% | ROW | 37.443462 | -122.16452 |
| PA-38-E | Deodar cedar | 12-17" | No | 2 | - | 24-29' | No | No | ROW | 37.443482 | -122.16449 |
| PA-39-E | Deodar cedar | 04-11" | No | 2 | - | 19-24' | Yes | No | ROW | 37.443456 | -122.16446 |
| PA-40-E | Deodar cedar | 12-17" | Yes | 3 | - | 19-24' | Yes | No | ROW | 37.443436 | -122.16446 |
| PA-41-E | Victorian box | 04-11" | No | 2 | 19-24' | - | Yes | Yes | ROW | 37.44334 | -122.16434 |
| PA-42-E | Victorian box | 04-11" | No | 1 | 19-24' | - | Yes | Yes | ROW | 37.443182 | -122.1641 |
| PA-43-E | Deodar cedar | 12-17" | No | 5 | - | 19-24' | Yes | No | ROW | 37.443079 | -122.16388 |
| PA-44-E | Deodar cedar | 24-30" | No | 4 | - | 19-24' | Yes | No | ROW | 37.443038 | -122.16381 |
| PA-45-E | Deodar cedar | 18-23" | No | 4 | 24-29' | - | Yes | 25% | Public | 37.442769 | -122.16342 |
| PA-46-E | Tree of Heaven | 24-30" | No | 4 | 24-29' | - | Yes | 25% | ROW | 37.442691 | -122.1633 |
| PA-47-E | Tree of Heaven | 04-11" | No | 3 | 24-29' | - | Yes | 25% | ROW | 37.442673 | -122.16327 |
| PA-48-E | Tree of Heaven | 04-11" | No | 3 | 24-29' | - | Yes | 25% | ROW | 37.442644 | -122.16324 |
| PA-49-E | Coast Live Oak | 18-23" | Yes | 4 | 24-29' | - | Yes | 25% | ROW | 37.442532 | -122.16308 |
| PA-50-E | Tree of Heaven | 12-17" | No | 3 | 24-29' | - | Yes | 25% | ROW | 37.442465 | -122.16297 |
| PA-51-E | Valley oak | 04-11" | No | 3 | 24-29' | - | Yes | 25% | ROW | 37.442387 | -122.16282 |
| PA-52-E | Juniper sp. | 04-11" | No | 1 | 19-24' | - | Yes | Yes | ROW | 37.442255 | -122.16267 |
| PA-53-E | Juniper sp. | 04-11" | No | 1 | 24-29' | - | Yes | 25% | ROW | 37.442244 | -122.16261 |
| PA-54-E | Coast Live Oak | 12-17" | Yes | 5 | 19-24' | - | Yes | Yes | ROW | 37.442195 | -122.16256 |
| PA-55-E | Tree of Heaven | 12-17" | No | 3 | 19-24' | - | Yes | Yes | ROW | 37.442162 | -122.16251 |
| PA-56-E | Tree of Heaven | 12-17" | No | 3 | 24-29' | - | Yes | 25% | ROW | 37.442156 | -122.16245 |
| PA-57-E | Tree of Heaven | 18-23" | No | 3 | - | 14-18' | Yes | No | ROW | 37.442161 | -122.1624 |
| PA-58-E | Tree of Heaven | 12-17" | No | 3 | - | 14-18' | Yes | No | ROW | 37.442135 | -122.16238 |
| PA-59-E | Tree of Heaven | 24-30" | No | 4 | - | 14-18' | Yes | No | ROW | 37.442078 | -122.16229 |

Tree Inventory



| Tree ID | Common Name | DBH | Ptd. | Cond. | Trunk to Rail | Canopy to Rail | Impact | Remove | Location | Lat. | Long. |
|---------|-------------------|--------|------|-------|---------------|----------------|--------|--------|----------|-----------|------------|
| PA-60-E | Coast Live Oak | 24-30" | Yes | 5 | - | 14-18' | Yes | No | ROW | 37.441992 | -122.16212 |
| PA-61-E | Tree of Heaven | 04-11" | No | 3 | 24-29' | - | Yes | 25% | ROW | 37.441868 | -122.16199 |
| PA-62-E | Tree of Heaven | 04-11" | No | 4 | 24-29' | - | Yes | 25% | ROW | 37.441817 | -122.16193 |
| PA-63-E | Tree of Heaven | 12-17" | No | 4 | 24-29' | - | Yes | 25% | ROW | 37.441692 | -122.1617 |
| PA-64-E | Almond | 12-17" | No | 3 | 24-29' | - | Yes | 25% | ROW | 37.441635 | -122.16158 |
| PA-65-E | Tree of Heaven | 24-30" | No | 3 | 24-29' | - | Yes | 25% | ROW | 37.441599 | -122.16152 |
| PA-66-E | Tree of Heaven | 04-11" | No | 4 | 24-29' | - | Yes | 25% | ROW | 37.441568 | -122.16147 |
| PA-67-E | Tree of Heaven | 04-11" | No | 3 | 24-29' | - | Yes | 25% | ROW | 37.441536 | -122.16141 |
| PA-68-E | Tree of Heaven | 18-23" | No | 3 | 24-29' | - | Yes | 25% | ROW | 37.441495 | -122.16135 |
| PA-69-E | Portuguese laurel | 04-11" | No | 3 | 24-29' | - | Yes | 25% | ROW | 37.441356 | -122.16106 |
| PA-70-E | Tree of Heaven | 12-17" | No | 3 | 24-29' | - | Yes | 25% | ROW | 37.441309 | -122.16098 |
| PA-71-E | Coast Live Oak | 24-30" | Yes | 4 | - | 19-24' | Yes | No | ROW | 37.441289 | -122.16086 |
| PA-72-E | Coast Live Oak | 36-41" | Yes | 4 | - | 24-29' | No | No | Public | 37.441265 | -122.16073 |
| PA-73-E | Coast Live Oak | 30-35" | Yes | 4 | - | 24-29' | No | No | Public | 37.441181 | -122.16058 |
| PA-74-E | Coast Live Oak | 12-17" | Yes | 3 | - | 24-29' | No | No | Public | 37.440951 | -122.16021 |
| PA-75-E | Tree of Heaven | 04-11" | No | 3 | - | 19-24' | Yes | No | Public | 37.440861 | -122.16008 |
| PA-76-E | Coast Live Oak | 04-11" | No | 3 | - | 19-24' | Yes | No | Public | 37.440832 | -122.16005 |
| PA-77-E | Coast Live Oak | 04-11" | No | 3 | - | 19-24' | Yes | No | Public | 37.440831 | -122.16002 |
| PA-78-E | Tree of Heaven | 04-11" | No | 3 | - | 24-29' | No | No | Public | 37.440834 | -122.16 |
| PA-79-E | Tree of Heaven | 04-11" | No | 3 | - | 19-24' | Yes | No | Public | 37.440774 | -122.1599 |
| PA-80-E | Coast Live Oak | 24-30" | Yes | 4 | - | 24-29' | No | No | Public | 37.440763 | -122.1599 |
| PA-81-E | Tree of Heaven | 04-11" | No | 3 | - | 24-29' | No | No | Public | 37.440724 | -122.15984 |
| PA-82-E | Coast Live Oak | 04-11" | No | 3 | - | 19-24' | Yes | No | Public | 37.440692 | -122.15979 |
| PA-83-E | Coast Live Oak | 18-23" | Yes | 4 | - | 19-24' | Yes | No | Public | 37.440667 | -122.15974 |
| PA-84-E | Coast Live Oak | 18-23" | Yes | 3 | - | 24-29' | No | No | Public | 37.440632 | -122.15969 |
| PA-85-E | California pepper | 30-35" | No | 3 | - | 19-24' | Yes | No | Public | 37.440606 | -122.15964 |
| PA-86-E | Coast Live Oak | 12-17" | Yes | 3 | - | 19-24' | Yes | No | Public | 37.440579 | -122.1596 |
| PA-87-E | Coast Live Oak | 36-41" | Yes | 4 | - | 19-24' | Yes | No | Public | 37.440563 | -122.15956 |
| PA-88-E | Coast Live Oak | 18-23" | Yes | 3 | - | 14-18' | Yes | No | Public | 37.440536 | -122.15952 |
| PA-89-E | Coast Live Oak | 12-17" | No | 3 | - | 14-18' | Yes | No | Public | 37.440514 | -122.15949 |
| PA-90-E | Coast Live Oak | 12-17" | Yes | 3 | - | 19-24' | Yes | No | Public | 37.440498 | -122.15946 |
| PA-91-E | Coast Live Oak | 12-17" | Yes | 3 | - | 19-24' | Yes | No | Public | 37.44048 | -122.15943 |

Tree Inventory



| Tree ID | Common Name | DBH | Ptd. | Cond. | Trunk to Rail | Canopy to Rail | Impact | Remove | Location | Lat. | Long. |
|----------|----------------|--------|------|-------|---------------|----------------|--------|--------|----------|-----------|------------|
| PA-92-E | Coast Live Oak | 30-35" | Yes | 3 | - | 19-24' | Yes | No | Public | 37.440457 | -122.15939 |
| PA-93-E | Tree of Heaven | 12-17" | No | 3 | - | 19-24' | Yes | No | Public | 37.440436 | -122.15936 |
| PA-94-E | Coast Live Oak | 04-11" | No | 2 | 24-29' | - | Yes | 25% | Public | 37.440414 | -122.15936 |
| PA-95-E | Tree of Heaven | 04-11" | No | 3 | - | 24-29' | No | No | Public | 37.44042 | -122.15933 |
| PA-96-E | Coast Live Oak | 24-30" | Yes | 3 | 24-29' | - | Yes | 25% | Public | 37.440398 | -122.15933 |
| PA-97-E | Coast Live Oak | 12-17" | Yes | 2 | - | 19-24' | Yes | No | Public | 37.440375 | -122.15924 |
| PA-98-E | Coast Live Oak | 04-11" | No | 3 | - | 14-18' | Yes | No | Public | 37.440375 | -122.15921 |
| PA-99-E | Coast Live Oak | 12-17" | Yes | 2 | - | 24-29' | No | No | Public | 37.440355 | -122.15921 |
| PA-100-E | Coast Live Oak | 18-23" | Yes | 4 | - | 24-29' | No | No | Public | 37.44034 | -122.15919 |
| PA-101-E | Coast Live Oak | 04-11" | No | 2 | - | 24-29' | No | No | Public | 37.440331 | -122.15916 |
| PA-102-E | Tree of Heaven | 04-11" | No | 3 | - | 19-24' | Yes | No | Public | 37.440338 | -122.15912 |
| PA-103-E | Tree of Heaven | 04-11" | No | 2 | - | 19-24' | Yes | No | Public | 37.440307 | -122.1591 |
| PA-104-E | Tree of Heaven | 04-11" | No | 3 | - | 19-24' | Yes | No | Public | 37.440295 | -122.1591 |
| PA-105-E | Tree of Heaven | 12-17" | No | 3 | - | 19-24' | Yes | No | Public | 37.440278 | -122.15908 |
| PA-106-E | Tree of Heaven | 12-17" | No | 3 | - | 19-24' | Yes | No | Public | 37.440269 | -122.15906 |
| PA-107-E | Tree of Heaven | 04-11" | No | 3 | - | 24-29' | No | No | Public | 37.440264 | -122.15905 |
| PA-108-E | Tree of Heaven | 04-11" | No | 3 | 24-29' | - | Yes | 25% | Public | 37.440238 | -122.15907 |
| PA-109-E | Tree of Heaven | 12-17" | No | 3 | 24-29' | - | Yes | 25% | Public | 37.440226 | -122.15905 |
| PA-110-E | Tree of Heaven | 24-30" | No | 3 | 24-29' | - | Yes | 25% | Public | 37.440211 | -122.15903 |
| PA-111-E | Coast Live Oak | 12-17" | Yes | 2 | - | 19-24' | Yes | No | Public | 37.440221 | -122.159 |
| PA-112-E | Tree of Heaven | 30-35" | No | 3 | - | 19-24' | Yes | No | Public | 37.440213 | -122.15899 |
| PA-113-E | Tree of Heaven | 12-17" | No | 3 | 24-29' | - | Yes | 25% | Public | 37.440188 | -122.159 |
| PA-114-E | Tree of Heaven | 12-17" | No | 2 | - | 19-24' | Yes | No | Public | 37.440196 | -122.15895 |
| PA-115-E | Tree of Heaven | 24-30" | No | 3 | - | 19-24' | Yes | No | Public | 37.440189 | -122.15893 |
| PA-116-E | Coast Live Oak | 12-17" | Yes | 3 | 24-29' | - | Yes | 25% | Public | 37.440154 | -122.15895 |
| PA-117-E | Coast Live Oak | 12-17" | Yes | 3 | 24-29' | - | Yes | 25% | Public | 37.440154 | -122.15893 |
| PA-118-E | Tree of Heaven | 04-11" | No | 3 | 24-29' | - | Yes | 25% | Public | 37.440143 | -122.15893 |
| PA-119-E | Tree of Heaven | 04-11" | No | 3 | 24-29' | - | Yes | 25% | Public | 37.44013 | -122.15891 |
| PA-120-E | Coast Live Oak | 24-30" | Yes | 3 | - | 19-24' | Yes | No | Public | 37.440131 | -122.15886 |
| PA-121-E | Tree of Heaven | 04-11" | No | 3 | 24-29' | - | Yes | 25% | Public | 37.440111 | -122.15888 |
| PA-122-E | Tree of Heaven | 24-30" | No | 1 | 24-29' | - | Yes | 25% | Public | 37.440094 | -122.15884 |
| PA-123-E | Tree of Heaven | 12-17" | No | 2 | 24-29' | - | Yes | 25% | Public | 37.440085 | -122.15883 |

Tree Inventory



| Tree ID | Common Name | DBH | Ptd. | Cond. | Trunk to Rail | Canopy to Rail | Impact | Remove | Location | Lat. | Long. |
|----------|-------------------------|--------|------|-------|---------------|----------------|--------|--------|----------|-----------|------------|
| PA-124-E | Tree of Heaven | 12-17" | No | 1 | - | 24-29' | No | No | Public | 37.440083 | -122.15879 |
| PA-125-E | Tree of Heaven | 04-11" | No | 3 | 24-29' | - | Yes | 25% | Public | 37.440068 | -122.1588 |
| PA-126-E | Coast Live Oak | 04-11" | No | 1 | 24-29' | - | Yes | 25% | Public | 37.440057 | -122.15878 |
| PA-127-E | Tree of Heaven | 04-11" | No | 2 | - | 24-29' | No | No | Public | 37.440055 | -122.15875 |
| PA-128-E | Tree of Heaven | 04-11" | No | 1 | - | 19-24' | Yes | No | Public | 37.440049 | -122.15873 |
| PA-129-E | Blackwood acacia | 12-17" | No | 2 | - | 24-29' | No | No | Public | 37.440033 | -122.15871 |
| PA-130-E | Blackwood acacia | 04-11" | No | 1 | - | 24-29' | No | No | Public | 37.440013 | -122.15865 |
| PA-131-E | Coast Live Oak | 04-11" | No | 3 | 24-29' | - | Yes | 25% | Public | 37.439958 | -122.15864 |
| PA-132-E | Coast Live Oak | 04-11" | No | 2 | - | 19-24' | Yes | No | Public | 37.43997 | -122.15861 |
| PA-133-E | Blackwood acacia | 18-23" | No | 1 | - | 19-24' | Yes | No | Public | 37.439958 | -122.15858 |
| PA-134-E | Blackwood acacia | 12-17" | No | 2 | - | 19-24' | Yes | No | Public | 37.43994 | -122.15855 |
| PA-135-E | Coast Live Oak | 04-11" | No | 2 | - | 19-24' | Yes | No | Public | 37.43993 | -122.15855 |
| PA-136-E | Blackwood acacia | 12-17" | No | 1 | - | 24-29' | No | No | Public | 37.43991 | -122.15852 |
| PA-137-E | Holly leaf cherry | 12-17" | No | 3 | - | 24-29' | No | No | Public | 37.439886 | -122.15848 |
| PA-138-E | Coast Live Oak | 36-41" | Yes | 3 | - | 14-18' | Yes | No | Public | 37.439816 | -122.15836 |
| PA-139-E | Tree of Heaven | 12-17" | No | 2 | - | 19-24' | Yes | No | Public | 37.439767 | -122.15829 |
| PA-140-E | Tree of Heaven | 12-17" | No | 2 | - | 19-24' | Yes | No | Public | 37.439749 | -122.15826 |
| PA-141-E | Tree of Heaven | 04-11" | No | 2 | - | 24-29' | No | No | Public | 37.439731 | -122.15823 |
| PA-142-E | Glossy privet | 18-23" | No | 1 | - | 19-24' | Yes | No | Public | 37.439715 | -122.15821 |
| PA-143-E | Coast Live Oak | 12-17" | Yes | 3 | - | 14-18' | Yes | No | Public | 37.439705 | -122.15819 |
| PA-144-E | Tree of Heaven | 04-11" | No | 3 | - | 19-24' | Yes | No | Public | 37.439693 | -122.15817 |
| PA-145-E | Glossy privet | 04-11" | No | 1 | - | 24-29' | No | No | Public | 37.43969 | -122.15818 |
| PA-146-E | California black walnut | 04-11" | No | 2 | - | 24-29' | No | No | Public | 37.439685 | -122.15817 |
| PA-147-E | Coast Live Oak | 12-17" | Yes | 3 | - | 19-24' | Yes | No | Public | 37.439591 | -122.15801 |
| PA-148-E | California black walnut | 04-11" | No | 2 | - | 24-29' | No | No | Public | 37.439569 | -122.15797 |
| PA-149-E | Glossy privet | 18-23" | No | 3 | - | 19-24' | Yes | No | Public | 37.43953 | -122.15791 |
| PA-150-E | Glossy privet | 04-11" | No | 2 | - | 19-24' | Yes | No | Public | 37.439455 | -122.15779 |
| PA-151-E | Tree of Heaven | 12-17" | No | 3 | - | 19-24' | Yes | No | Public | 37.439402 | -122.15771 |
| PA-152-E | Tree of Heaven | 18-23" | No | 3 | - | 19-24' | Yes | No | Public | 37.439396 | -122.15769 |
| PA-153-E | Tree of Heaven | 18-23" | No | 3 | - | 19-24' | Yes | No | Public | 37.439392 | -122.15769 |
| PA-154-E | Tree of Heaven | 24-30" | No | 3 | - | 14-18' | Yes | No | Public | 37.439379 | -122.15767 |
| PA-155-E | Tree of Heaven | 24-30" | No | 3 | - | 14-18' | Yes | No | Public | 37.439339 | -122.1576 |

Tree Inventory



| Tree ID | Common Name | DBH | Ptd. | Cond. | Trunk to Rail | Canopy to Rail | Impact | Remove | Location | Lat. | Long. |
|----------|-------------------------|--------|------|-------|---------------|----------------|--------|--------|----------|-----------|------------|
| PA-156-E | Holly leaf cherry | 04-11" | No | 3 | - | 24-29' | No | No | Public | 37.439321 | -122.15757 |
| PA-157-E | Almond | 12-17" | No | 1 | - | 24-29' | No | No | Public | 37.439153 | -122.1573 |
| PA-158-E | California black walnut | 18-23" | No | 2 | - | 24-29' | No | No | Public | 37.439131 | -122.15727 |
| PA-159-E | Holly leaf cherry | 04-11" | No | 3 | - | 19-24' | Yes | No | Public | 37.439113 | -122.15725 |
| PA-160-E | Coast Live Oak | 18-23" | Yes | 3 | - | 19-24' | Yes | No | Public | 37.438962 | -122.15699 |
| PA-161-E | Coast Live Oak | 24-30" | Yes | 3 | 24-29' | - | Yes | 25% | ROW | 37.438927 | -122.15699 |
| PA-162-E | Coast Live Oak | 04-11" | No | 3 | - | 24-29' | No | No | Public | 37.438881 | -122.15688 |
| PA-163-E | Coast Live Oak | 18-23" | Yes | 3 | - | 19-24' | Yes | No | Public | 37.438871 | -122.15686 |
| PA-164-E | Coast Live Oak | 04-11" | No | 3 | 24-29' | - | Yes | 25% | ROW | 37.438799 | -122.15679 |
| PA-165-E | California black walnut | 12-17" | No | 2 | - | 24-29' | No | No | Public | 37.438766 | -122.15669 |
| PA-166-E | California black walnut | 18-23" | No | 2 | - | 19-24' | Yes | No | Public | 37.438695 | -122.15658 |
| PA-167-E | Tree of Heaven | 12-17" | No | 2 | - | 19-24' | Yes | No | Public | 37.438649 | -122.1565 |
| PA-168-E | Tree of Heaven | 24-30" | No | 1 | 24-29' | - | Yes | 25% | ROW | 37.438046 | -122.15559 |
| PA-169-E | Holly leaf cherry | 04-11" | No | 3 | - | 19-24' | Yes | No | ROW | 37.438024 | -122.15553 |
| PA-170-E | Blackwood acacia | 12-17" | No | 2 | - | 19-24' | Yes | No | Public | 37.437969 | -122.15543 |
| PA-171-E | Holly leaf cherry | 04-11" | No | 2 | - | 24-29' | No | No | Public | 37.437963 | -122.15541 |
| PA-172-E | Blackwood acacia | 04-11" | No | 2 | - | 14-18' | Yes | No | Public | 37.437903 | -122.15532 |
| PA-173-E | Blackwood acacia | 12-17" | No | 3 | - | 14-18' | Yes | No | Public | 37.437895 | -122.15531 |
| PA-174-E | Holly leaf cherry | 04-11" | No | 3 | - | 14-18' | Yes | No | Public | 37.437845 | -122.15524 |
| PA-175-E | Holly leaf cherry | 04-11" | No | 1 | - | 24-29' | No | No | Public | 37.437829 | -122.15521 |
| PA-176-E | Holly leaf cherry | 04-11" | No | 2 | - | 24-29' | No | No | Public | 37.437819 | -122.1552 |
| PA-177-E | Holly leaf cherry | 04-11" | No | 1 | - | 19-24' | Yes | No | Public | 37.437797 | -122.15516 |
| PA-178-E | Coast Live Oak | 04-11" | No | 3 | - | 24-29' | No | No | Public | 37.437778 | -122.15513 |
| PA-179-E | Holly leaf cherry | 04-11" | No | 3 | - | 24-29' | No | No | Public | 37.437737 | -122.15506 |
| PA-180-E | Coast Live Oak | 24-30" | Yes | 4 | - | 14-18' | Yes | No | Public | 37.437705 | -122.15501 |
| PA-181-E | Valley oak | 04-11" | No | 1 | - | 24-29' | No | No | ROW | 37.437698 | -122.155 |
| PA-182-E | Coast Live Oak | 12-17" | Yes | 3 | - | 19-24' | Yes | No | Public | 37.437674 | -122.15496 |
| PA-183-E | Coast Live Oak | 24-30" | Yes | 4 | 24-29' | - | Yes | 25% | ROW | 37.437645 | -122.15496 |
| PA-184-E | Coast Live Oak | 12-17" | Yes | 3 | 24-29' | - | Yes | 25% | ROW | 37.437485 | -122.1547 |
| PA-185-E | Blackwood acacia | 12-17" | No | 2 | - | 19-24' | Yes | No | Public | 37.437479 | -122.15466 |
| PA-186-E | Blackwood acacia | 04-11" | No | 3 | - | 19-24' | Yes | No | Public | 37.437458 | -122.15462 |
| PA-187-E | Blackwood acacia | 12-17" | No | 2 | - | 19-24' | Yes | No | Public | 37.437414 | -122.15455 |

Tree Inventory



| Tree ID | Common Name | DBH | Ptd. | Cond. | Trunk to Rail | Canopy to Rail | Impact | Remove | Location | Lat. | Long. |
|----------|-------------------------|--------|------|-------|---------------|----------------|--------|--------|----------|-----------|------------|
| PA-188-E | Blackwood acacia | 12-17" | No | 2 | - | 19-24' | Yes | No | Public | 37.437402 | -122.15453 |
| PA-189-E | Blackwood acacia | 04-11" | No | 1 | - | 19-24' | Yes | No | Public | 37.437385 | -122.15445 |
| PA-190-E | Blackwood acacia | 04-11" | No | 2 | - | 24-29' | No | No | Public | 37.437374 | -122.15448 |
| PA-191-E | Blackwood acacia | 18-23" | No | 1 | - | 24-29' | No | No | Public | 37.437357 | -122.15446 |
| PA-192-E | Blackwood acacia | 12-17" | No | 1 | - | 24-29' | No | No | Public | 37.437346 | -122.15445 |
| PA-193-E | Coast Live Oak | 04-11" | No | 2 | 24-29' | - | Yes | 25% | ROW | 37.437323 | -122.15444 |
| PA-194-E | Coast Live Oak | 12-17" | Yes | 4 | 24-29' | - | Yes | 25% | ROW | 37.437308 | -122.15442 |
| PA-195-E | Coast Live Oak | 18-23" | Yes | 4 | 24-29' | - | Yes | 25% | ROW | 37.437297 | -122.15444 |
| PA-196-E | Coast Live Oak | 12-17" | Yes | 3 | 24-29' | - | Yes | 25% | ROW | 37.437252 | -122.15434 |
| PA-197-E | Coast Live Oak | 18-23" | Yes | 4 | 24-29' | - | Yes | 25% | ROW | 37.437239 | -122.15431 |
| PA-198-E | Coast Live Oak | 18-23" | Yes | 3 | 24-29' | - | Yes | 25% | ROW | 37.437227 | -122.15429 |
| PA-199-E | Coast Live Oak | 04-11" | No | 3 | 24-29' | - | Yes | 25% | ROW | 37.437217 | -122.15428 |
| PA-200-E | Coast Live Oak | 30-35" | Yes | 3 | 24-29' | - | Yes | 25% | ROW | 37.437142 | -122.15416 |
| PA-201-E | Coast Live Oak | 12-17" | Yes | 2 | - | 14-18' | Yes | No | Public | 37.437143 | -122.15414 |
| PA-202-E | California black walnut | 04-11" | No | 2 | - | 24-29' | No | No | Public | 37.437136 | -122.15412 |
| PA-203-E | Valley oak | 04-11" | No | 2 | - | 19-24' | Yes | No | ROW | 37.437108 | -122.15408 |
| PA-204-E | Valley oak | 18-23" | Yes | 3 | - | 19-24' | Yes | No | Public | 37.43709 | -122.15405 |
| PA-205-E | Blackwood acacia | 18-23" | No | 2 | - | 19-24' | Yes | No | Public | 37.43708 | -122.15403 |
| PA-206-E | Coast Live Oak | 04-11" | No | 2 | 24-29' | - | Yes | 25% | ROW | 37.437058 | -122.15403 |
| PA-207-E | Holly leaf cherry | 04-11" | No | 1 | - | 19-24' | Yes | No | Public | 37.437022 | -122.15394 |
| PA-208-E | Coast Live Oak | 04-11" | No | 3 | 24-29' | - | Yes | 25% | ROW | 37.436959 | -122.15388 |
| PA-209-E | Coast Live Oak | 24-30" | Yes | 4 | 24-29' | - | Yes | 25% | ROW | 37.436947 | -122.15386 |
| PA-210-E | Coast Live Oak | 12-17" | Yes | 2 | 24-29' | - | Yes | 25% | ROW | 37.436934 | -122.15383 |
| PA-211-E | Blackwood acacia | 12-17" | No | 2 | 24-29' | - | Yes | 25% | ROW | 37.43692 | -122.15381 |
| PA-212-E | Coast Live Oak | 24-30" | Yes | 4 | 24-29' | - | Yes | 25% | ROW | 37.436897 | -122.15377 |
| PA-213-E | Coast Live Oak | 12-17" | Yes | 2 | - | 19-24' | Yes | No | ROW | 37.436889 | -122.15374 |
| PA-214-E | Coast Live Oak | 12-17" | Yes | 3 | - | 19-24' | Yes | No | ROW | 37.436874 | -122.15371 |
| PA-215-E | Coast Live Oak | 12-17" | Yes | 3 | 24-29' | - | Yes | 25% | ROW | 37.436717 | -122.15349 |
| PA-216-E | California black walnut | 12-17" | No | 2 | - | 19-24' | Yes | No | Public | 37.436717 | -122.15345 |
| PA-217-E | Coast Live Oak | 24-30" | Yes | 4 | 24-29' | - | Yes | 25% | ROW | 37.436605 | -122.15331 |
| PA-218-E | Holly leaf cherry | 04-11" | No | 1 | - | 24-29' | No | No | ROW | 37.436602 | -122.15328 |
| PA-219-E | Coast Live Oak | 04-11" | No | 3 | 24-29' | - | Yes | 25% | ROW | 37.43655 | -122.15322 |

Tree Inventory



| Tree ID | Common Name | DBH | Ptd. | Cond. | Trunk to Rail | Canopy to Rail | Impact | Remove | Location | Lat. | Long. |
|----------|-------------------------|--------|------|-------|---------------|----------------|--------|--------|----------|-----------|------------|
| PA-220-E | Coast Live Oak | 12-17" | Yes | 4 | 24-29' | - | Yes | 25% | ROW | 37.436502 | -122.15314 |
| PA-221-E | Coast Live Oak | 24-30" | Yes | 5 | - | 19-24' | Yes | No | Public | 37.436456 | -122.15304 |
| PA-222-E | Coast Live Oak | 04-11" | No | 3 | - | 24-29' | No | No | Public | 37.436378 | -122.15292 |
| PA-223-E | Blackwood acacia | 04-11" | No | 1 | 24-29' | - | Yes | 25% | ROW | 37.436351 | -122.1529 |
| PA-224-E | Blackwood acacia | 18-23" | No | 2 | - | 14-18' | Yes | No | Public | 37.43633 | -122.15283 |
| PA-225-E | Blackwood acacia | 04-11" | No | 1 | - | 19-24' | Yes | No | Public | 37.436323 | -122.15281 |
| PA-226-E | California black walnut | 18-23" | No | 1 | - | 24-29' | No | No | Public | 37.436302 | -122.15278 |
| PA-227-E | Coast Live Oak | 04-11" | No | 3 | 24-29' | - | Yes | 25% | ROW | 37.436282 | -122.15279 |
| PA-228-E | Coast Live Oak | 24-30" | Yes | 4 | - | 19-24' | Yes | No | Public | 37.43626 | -122.15274 |
| PA-229-E | Coast Live Oak | 18-23" | Yes | 4 | - | 19-24' | Yes | No | Public | 37.436221 | -122.15267 |
| PA-230-E | California black walnut | 04-11" | No | 2 | - | 24-29' | No | No | Public | 37.436175 | -122.15259 |
| PA-231-E | Coast Live Oak | 24-30" | Yes | 4 | - | 19-24' | Yes | No | Public | 37.435985 | -122.1523 |
| PA-232-E | Holly leaf cherry | 04-11" | No | 3 | - | 24-29' | No | No | Public | 37.435945 | -122.15224 |
| PA-233-E | Portuguese laurel | 12-17" | No | 3 | - | 19-24' | Yes | No | Public | 37.43593 | -122.15221 |
| PA-234-E | Holly Oak | 04-11" | No | 2 | - | 24-29' | No | No | Public | 37.435893 | -122.15214 |
| PA-235-E | Blackwood acacia | 12-17" | No | 3 | 24-29' | - | Yes | 25% | Public | 37.435786 | -122.15202 |
| PA-236-E | Holly Oak | 04-11" | No | 3 | 24-29' | - | Yes | 25% | Public | 37.435777 | -122.15201 |
| PA-237-E | Holly Oak | 12-17" | No | 3 | 24-29' | - | Yes | 25% | Public | 37.435737 | -122.15195 |
| PA-238-E | Holly Oak | 04-11" | No | 3 | 24-29' | - | Yes | 25% | Public | 37.435684 | -122.15187 |
| PA-239-E | Coast Redwood | 12-17" | Yes | 4 | - | 19-24' | Yes | No | ROW | 37.435471 | -122.15146 |
| PA-240-E | Coast Live Oak | 18-23" | Yes | 3 | - | 19-24' | Yes | No | Public | 37.435413 | -122.15136 |
| PA-241-E | Holly leaf cherry | 04-11" | No | 2 | - | 19-24' | Yes | No | Public | 37.435384 | -122.15134 |
| PA-242-E | Coast Live Oak | 18-23" | Yes | 3 | - | 14-18' | Yes | No | Public | 37.435269 | -122.15114 |
| PA-243-E | Coast Live Oak | 24-30" | Yes | 4 | - | 19-24' | Yes | No | Public | 37.435234 | -122.1511 |
| PA-244-E | Coast Live Oak | 30-35" | Yes | 4 | - | 14-18' | Yes | No | Public | 37.435224 | -122.15108 |
| PA-245-E | Blackwood acacia | 04-11" | No | 2 | - | 19-24' | Yes | No | Public | 37.435212 | -122.15106 |
| PA-246-E | Coast Live Oak | 12-17" | Yes | 3 | 24-29' | - | Yes | 25% | ROW | 37.43516 | -122.15101 |
| PA-247-E | Blackwood acacia | 12-17" | No | 3 | - | 24-29' | No | No | Public | 37.435136 | -122.15094 |
| PA-248-E | Coast Live Oak | 24-30" | Yes | 5 | 24-29' | - | Yes | 25% | ROW | 37.435096 | -122.15091 |
| PA-249-E | Blackwood acacia | 18-23" | No | 3 | - | 19-24' | Yes | No | Public | 37.434972 | -122.15069 |
| PA-250-E | Coast Live Oak | 12-17" | Yes | 3 | - | 14-18' | Yes | No | ROW | 37.434947 | -122.15065 |
| PA-251-E | Coast Live Oak | 24-30" | Yes | 3 | - | 14-18' | Yes | No | Public | 37.434932 | -122.15062 |

Tree Inventory



| Tree ID | Common Name | DBH | Ptd. | Cond. | Trunk to Rail | Canopy to Rail | Impact | Remove | Location | Lat. | Long. |
|----------|-------------------|--------|------|-------|---------------|----------------|--------|--------|----------|-----------|------------|
| PA-252-E | Coast Live Oak | 12-17" | Yes | 3 | - | 19-24' | Yes | No | Public | 37.434901 | -122.15057 |
| PA-253-E | Coast Live Oak | 04-11" | No | 3 | - | 19-24' | Yes | No | Public | 37.434847 | -122.15048 |
| PA-254-E | Coast Live Oak | 04-11" | No | 3 | 24-29' | - | Yes | 25% | ROW | 37.434823 | -122.15048 |
| PA-255-E | Glossy privet | 18-23" | No | 2 | - | 19-24' | Yes | No | Public | 37.434825 | -122.15044 |
| PA-256-E | Coast Live Oak | 18-23" | Yes | 4 | 24-29' | - | Yes | 25% | ROW | 37.434793 | -122.15043 |
| PA-257-E | Coast Live Oak | 24-30" | Yes | 3 | - | 14-18' | Yes | No | Public | 37.434739 | -122.15032 |
| PA-258-E | Coast Live Oak | 12-17" | Yes | 3 | - | 19-24' | Yes | No | Public | 37.4347 | -122.15026 |
| PA-259-E | Coast Live Oak | 04-11" | No | 3 | 24-29' | - | Yes | 25% | ROW | 37.43461 | -122.15014 |
| PA-260-E | Coast Live Oak | 18-23" | Yes | 4 | 24-29' | - | Yes | 25% | ROW | 37.434587 | -122.15011 |
| PA-261-E | Coast Live Oak | 12-17" | Yes | 3 | 24-29' | - | Yes | 25% | ROW | 37.434442 | -122.14987 |
| PA-262-E | California pepper | 30-35" | No | 2 | 24-29' | - | Yes | 25% | ROW | 37.434344 | -122.14971 |
| PA-263-E | Coast Live Oak | 12-17" | Yes | 3 | - | 14-18' | Yes | No | ROW | 37.4343 | -122.14962 |
| PA-264-E | Coast Live Oak | 12-17" | Yes | 3 | 24-29' | - | Yes | 25% | ROW | 37.43427 | -122.1496 |
| PA-265-E | Coast Live Oak | 04-11" | No | 3 | - | 19-24' | Yes | No | Public | 37.434245 | -122.14952 |
| PA-266-E | Coast Live Oak | 18-23" | Yes | 3 | 24-29' | - | Yes | 25% | ROW | 37.434186 | -122.14947 |
| PA-267-E | Coast Live Oak | 24-30" | Yes | 3 | - | 14-18' | Yes | No | Public | 37.43412 | -122.14934 |
| PA-268-E | Blackwood acacia | 04-11" | No | 2 | 24-29' | - | Yes | 25% | ROW | 37.434102 | -122.14933 |
| PA-269-E | Coast Live Oak | 24-30" | Yes | 3 | 24-29' | - | Yes | 25% | ROW | 37.43407 | -122.14928 |
| PA-270-E | Coast Live Oak | 18-23" | Yes | 4 | 24-29' | - | Yes | 25% | ROW | 37.434019 | -122.1492 |
| PA-271-E | Coast Live Oak | 24-30" | Yes | 4 | 24-29' | - | Yes | 25% | ROW | 37.433993 | -122.14916 |
| PA-272-E | Holly leaf cherry | 04-11" | No | 2 | 24-29' | - | Yes | 25% | ROW | 37.433966 | -122.14911 |
| PA-273-E | Coast Live Oak | 30-35" | Yes | 3 | 24-29' | - | Yes | 25% | ROW | 37.433927 | -122.14905 |
| PA-274-E | Coast Live Oak | 18-23" | Yes | 3 | - | 19-24' | Yes | No | Public | 37.433885 | -122.14897 |
| PA-275-E | Coast Live Oak | 30-35" | Yes | 3 | 24-29' | - | Yes | 25% | ROW | 37.433775 | -122.14882 |
| PA-276-E | Almond | 30-35" | No | 1 | - | 24-29' | No | No | Public | 37.433732 | -122.14871 |
| PA-277-E | Valley oak | 18-23" | Yes | 3 | - | 19-24' | Yes | No | Public | 37.433672 | -122.14862 |
| PA-278-E | Coast Live Oak | 12-17" | Yes | 3 | 24-29' | - | Yes | 25% | ROW | 37.433648 | -122.14861 |
| PA-279-E | Coast Live Oak | 12-17" | Yes | 2 | 24-29' | - | Yes | 25% | ROW | 37.433622 | -122.14857 |
| PA-280-E | Blackwood acacia | 04-11" | No | 2 | - | 24-29' | No | No | Public | 37.433546 | -122.14843 |
| PA-281-E | Coast Live Oak | 12-17" | Yes | 3 | 24-29' | - | Yes | 25% | ROW | 37.433509 | -122.1484 |
| PA-282-E | Coast Live Oak | 04-11" | No | 2 | 24-29' | - | Yes | 25% | ROW | 37.4335 | -122.14838 |
| PA-283-E | Valley oak | 12-17" | No | 2 | - | 19-24' | Yes | No | Public | 37.433499 | -122.14835 |

Tree Inventory



| Tree ID | Common Name | DBH | Ptd. | Cond. | Trunk to Rail | Canopy to Rail | Impact | Remove | Location | Lat. | Long. |
|----------|-------------------|--------|------|-------|---------------|----------------|--------|--------|----------|-----------|------------|
| PA-284-E | Bailey acacia | 12-17" | No | 2 | - | 14-18' | Yes | No | Public | 37.433327 | -122.14807 |
| PA-285-E | Coast Live Oak | 18-23" | Yes | 3 | 24-29' | - | Yes | 25% | ROW | 37.433159 | -122.14784 |
| PA-286-E | Holly leaf cherry | 04-11" | No | 2 | - | 24-29' | No | No | Public | 37.433135 | -122.14776 |
| PA-287-E | Blackwood acacia | 04-11" | No | 1 | - | 19-24' | Yes | No | Private | 37.433123 | -122.14774 |
| PA-288-E | Bailey acacia | 12-17" | No | 3 | - | 24-29' | No | No | Public | 37.433079 | -122.14766 |
| PA-289-E | Bailey acacia | 04-11" | No | 2 | - | 19-24' | Yes | No | Public | 37.43306 | -122.14764 |
| PA-290-E | Coast Live Oak | 04-11" | No | 4 | - | 19-24' | Yes | No | Public | 37.433015 | -122.14758 |
| PA-291-E | Blackwood acacia | 12-17" | No | 1 | - | 19-24' | Yes | No | Public | 37.432984 | -122.14754 |
| PA-292-E | Blackwood acacia | 04-11" | No | 2 | - | 19-24' | Yes | No | Public | 37.432966 | -122.14751 |
| PA-293-E | Blackwood acacia | 12-17" | No | 1 | - | 19-24' | Yes | No | Public | 37.432891 | -122.14738 |
| PA-294-E | Coast Live Oak | 18-23" | Yes | 4 | 24-29' | - | Yes | 25% | ROW | 37.432862 | -122.14737 |
| PA-295-E | Coast Live Oak | 12-17" | Yes | 3 | 24-29' | - | Yes | 25% | ROW | 37.432763 | -122.14721 |
| PA-296-E | Coast Live Oak | 18-23" | Yes | 4 | - | 19-24' | Yes | No | Public | 37.432651 | -122.14701 |
| PA-297-E | Coast Live Oak | 18-23" | Yes | 5 | - | 14-18' | Yes | No | Public | 37.432586 | -122.1469 |
| PA-298-E | Bailey acacia | 04-11" | No | 3 | - | 24-29' | No | No | Public | 37.432568 | -122.14687 |
| PA-299-E | Bailey acacia | 04-11" | No | 2 | - | 19-24' | Yes | No | Public | 37.432528 | -122.14681 |
| PA-300-E | Holly leaf cherry | 04-11" | No | 1 | - | 24-29' | No | No | Public | 37.432406 | -122.14661 |
| PA-301-E | Coast Live Oak | 04-11" | No | 3 | 24-29' | - | Yes | 25% | ROW | 37.432362 | -122.14657 |
| PA-302-E | Coast Live Oak | 18-23" | Yes | 4 | - | 19-24' | Yes | No | Public | 37.432311 | -122.14646 |
| PA-303-E | Tree of Heaven | 18-23" | No | 3 | - | 19-24' | Yes | No | Public | 37.432269 | -122.1464 |
| PA-304-E | Tree of Heaven | 04-11" | No | 3 | - | 24-29' | No | No | Public | 37.432249 | -122.14637 |
| PA-305-E | California pepper | 12-17" | No | 1 | - | 19-24' | Yes | No | Public | 37.432226 | -122.14634 |
| PA-306-E | Coast Live Oak | 04-11" | No | 3 | - | 19-24' | Yes | No | Public | 37.432206 | -122.1463 |
| PA-307-E | Coast Live Oak | 04-11" | No | 3 | - | 19-24' | Yes | No | Public | 37.43213 | -122.14618 |
| PA-308-E | California pepper | 24-30" | No | 2 | - | 19-24' | Yes | No | Public | 37.432126 | -122.14616 |
| PA-309-E | Holly leaf cherry | 04-11" | No | 2 | - | 24-29' | No | No | Public | 37.432089 | -122.1461 |
| PA-310-E | Coast Live Oak | 12-17" | Yes | 4 | 24-29' | - | Yes | 25% | Public | 37.432013 | -122.14602 |
| PA-311-E | Coast Live Oak | 18-23" | Yes | 3 | 24-29' | - | Yes | 25% | Public | 37.432004 | -122.146 |
| PA-312-E | Blackwood acacia | 04-11" | No | 1 | - | 19-24' | Yes | No | Public | 37.431984 | -122.14595 |
| PA-313-E | Coast Live Oak | 04-11" | No | 2 | - | 24-29' | No | No | Public | 37.431944 | -122.14588 |
| PA-314-E | Coast Live Oak | 12-17" | Yes | 3 | - | 19-24' | Yes | No | Public | 37.431937 | -122.14587 |
| PA-315-E | Coast Live Oak | 24-30" | Yes | 4 | 24-29' | - | Yes | 25% | ROW | 37.431897 | -122.14584 |

Tree Inventory



| Tree ID | Common Name | DBH | Ptd. | Cond. | Trunk to Rail | Canopy to Rail | Impact | Remove | Location | Lat. | Long. |
|----------|-------------------|--------|------|-------|---------------|----------------|--------|--------|----------|-----------|------------|
| PA-316-E | Bailey acacia | 12-17" | No | 2 | 24-29' | - | Yes | 25% | ROW | 37.431791 | -122.14567 |
| PA-317-E | Blackwood acacia | 18-23" | No | 2 | - | 19-24' | Yes | No | Public | 37.431786 | -122.14563 |
| PA-318-E | Blackwood acacia | 04-11" | No | 3 | - | 24-29' | No | No | Public | 37.431748 | -122.14557 |
| PA-319-E | Coast Live Oak | 12-17" | Yes | 3 | 24-29' | - | Yes | 25% | ROW | 37.431695 | -122.14551 |
| PA-320-E | Blackwood acacia | 12-17" | No | 2 | 24-29' | - | Yes | 25% | ROW | 37.431637 | -122.14542 |
| PA-321-E | Coast Live Oak | 04-11" | No | 3 | - | 19-24' | Yes | No | Public | 37.431614 | -122.14534 |
| PA-322-E | Blackwood acacia | 04-11" | No | 3 | - | 19-24' | Yes | No | Public | 37.431579 | -122.1453 |
| PA-323-E | California pepper | 24-30" | No | 3 | - | 19-24' | Yes | No | Public | 37.4315 | -122.14518 |
| PA-324-E | Blackwood acacia | 04-11" | No | 3 | - | 19-24' | Yes | No | Public | 37.431488 | -122.14516 |
| PA-325-E | Coast Live Oak | 04-11" | No | 3 | 24-29' | - | Yes | 25% | ROW | 37.431445 | -122.14512 |
| PA-326-E | Blackwood acacia | 04-11" | No | 3 | - | 24-29' | No | No | Public | 37.431444 | -122.14508 |
| PA-327-E | Blackwood acacia | 04-11" | No | 3 | - | 24-29' | No | No | Public | 37.431432 | -122.14505 |
| PA-328-E | Blackwood acacia | 04-11" | No | 3 | - | 19-24' | Yes | No | Public | 37.431332 | -122.1449 |
| PA-329-E | Blackwood acacia | 04-11" | No | 2 | - | 19-24' | Yes | No | Public | 37.43121 | -122.14471 |
| PA-330-E | Blackwood acacia | 04-11" | No | 2 | - | 19-24' | Yes | No | Public | 37.431058 | -122.14447 |
| PA-331-E | Coast Live Oak | 12-17" | Yes | 4 | - | 19-24' | Yes | No | Public | 37.431021 | -122.14442 |
| PA-332-E | Blackwood acacia | 04-11" | No | 2 | - | 19-24' | Yes | No | Public | 37.431009 | -122.1444 |
| PA-333-E | Blackwood acacia | 04-11" | No | 1 | - | 19-24' | Yes | No | Public | 37.430992 | -122.14438 |
| PA-334-E | Blackwood acacia | 12-17" | No | 3 | - | 19-24' | Yes | No | Public | 37.430948 | -122.1443 |
| PA-335-E | Blackwood acacia | 04-11" | No | 3 | - | 19-24' | Yes | No | Public | 37.430864 | -122.14416 |
| PA-336-E | Blackwood acacia | 12-17" | No | 1 | - | 19-24' | Yes | No | Public | 37.430849 | -122.14413 |
| PA-337-E | Blackwood acacia | 04-11" | No | 3 | - | 19-24' | Yes | No | Public | 37.430747 | -122.14397 |
| PA-338-E | Blackwood acacia | 04-11" | No | 3 | - | 19-24' | Yes | No | Public | 37.430735 | -122.14395 |
| PA-339-E | Blackwood acacia | 04-11" | No | 3 | - | 19-24' | Yes | No | Public | 37.430635 | -122.1438 |
| PA-340-E | Blackwood acacia | 04-11" | No | 2 | - | 19-24' | Yes | No | Public | 37.430562 | -122.14368 |
| PA-341-E | Blackwood acacia | 04-11" | No | 3 | - | 14-18' | Yes | No | Public | 37.430502 | -122.14359 |
| PA-342-E | Coast Live Oak | 12-17" | Yes | 4 | 24-29' | - | Yes | 25% | ROW | 37.430406 | -122.14347 |
| PA-343-E | Holly leaf cherry | 04-11" | No | 3 | - | 19-24' | Yes | No | Public | 37.430395 | -122.14342 |
| PA-344-E | Coast Live Oak | 12-17" | Yes | 4 | 24-29' | - | Yes | 25% | Public | 37.43033 | -122.14334 |
| PA-345-E | Blackwood acacia | 04-11" | No | 3 | - | 19-24' | Yes | No | Public | 37.430307 | -122.14327 |
| PA-346-E | Blackwood acacia | 04-11" | No | 3 | - | 19-24' | Yes | No | Public | 37.43019 | -122.14309 |
| PA-347-E | Blackwood acacia | 04-11" | No | 1 | 24-29' | - | Yes | 25% | ROW | 37.430173 | -122.14308 |

Tree Inventory



| Tree ID | Common Name | DBH | Ptd. | Cond. | Trunk to Rail | Canopy to Rail | Impact | Remove | Location | Lat. | Long. |
|----------|-------------------------|----------------|------|-------|---------------|----------------|--------|--------|----------|-----------|------------|
| PA-348-E | Blackwood acacia | 04-11" | No | 1 | 24-29' | - | Yes | 25% | ROW | 37.430103 | -122.14298 |
| PA-349-E | Blackwood acacia | 04-11" | No | 2 | - | 19-24' | Yes | No | Public | 37.430097 | -122.14294 |
| PA-350-E | Coast Live Oak | 24-30" | Yes | 4 | - | 24-29' | No | No | Public | 37.430089 | -122.14292 |
| PA-351-E | Blackwood acacia | 04-11" | No | 2 | 24-29' | - | Yes | 25% | ROW | 37.43007 | -122.14293 |
| PA-352-E | Coast Live Oak | 04-11" | No | 3 | 24-29' | - | Yes | 25% | ROW | 37.430044 | -122.14289 |
| PA-353-E | Coast Live Oak | 12-17" | Yes | 4 | 24-29' | - | Yes | 25% | Public | 37.429551 | -122.1421 |
| PA-354-E | Holly Oak | 04-11" | No | 3 | 24-29' | - | Yes | 25% | Public | 37.429489 | -122.142 |
| PA-355-E | Holly Oak | 12-17" | Yes | 4 | 24-29' | - | Yes | 25% | ROW | 37.428307 | -122.14016 |
| PA-1-W | Blue gum | 42" or greater | Yes | 3 | - | 09-13' | Yes | No | ROW | 37.447071 | -122.17034 |
| PA-2-W | Blue gum | 24-30" | Yes | 2 | - | 14-18' | Yes | No | ROW | 37.447002 | -122.17024 |
| PA-3-W | Coast Live Oak | 12-17" | Yes | 2 | - | 19-24' | Yes | No | ROW | 37.446948 | -122.17021 |
| PA-4-W | Blue gum | 36-41" | Yes | 3 | - | 14-18' | Yes | No | ROW | 37.44693 | -122.17017 |
| PA-5-W | Blue gum | 12-17" | Yes | 3 | - | 14-18' | Yes | No | ROW | 37.446904 | -122.17012 |
| PA-6-W | Blue gum | 04-11" | No | 2 | 24-29' | - | Yes | 25% | ROW | 37.446877 | -122.16998 |
| PA-7-W | California black walnut | 24-30" | Yes | 3 | - | 24-29' | No | No | ROW | 37.446531 | -122.16949 |
| PA-8-W | California black walnut | 24-30" | Yes | 3 | - | 19-24' | Yes | No | Public | 37.44625 | -122.16909 |
| PA-9-W | Coast Live Oak | 24-30" | Yes | 4 | - | 19-24' | Yes | No | Public | 37.44613 | -122.16891 |
| PA-10-W | Tree of Heaven | 12-17" | No | 3 | 24-29' | - | Yes | 25% | ROW | 37.445994 | -122.16869 |
| PA-11-W | Coast Live Oak | 12-17" | Yes | 4 | - | 24-29' | No | No | Public | 37.445746 | -122.16841 |
| PA-12-W | Coast Live Oak | 18-23" | Yes | 4 | - | 24-29' | No | No | Public | 37.445703 | -122.16834 |
| PA-13-W | Blue gum | 24-30" | Yes | 3 | - | 14-18' | Yes | No | Public | 37.44552 | -122.16808 |
| PA-14-W | Coast Live Oak | 12-17" | Yes | 4 | 24-29' | - | Yes | 25% | Public | 37.445374 | -122.16784 |
| PA-15-W | California pepper | 24-30" | Yes | 3 | 19-24' | - | Yes | Yes | Public | 37.445342 | -122.16781 |
| PA-16-W | California pepper | 24-30" | Yes | 3 | 19-24' | - | Yes | Yes | Public | 37.445317 | -122.16775 |
| PA-17-W | Coast Live Oak | 24-30" | Yes | 3 | 19-24' | - | Yes | Yes | Public | 37.445309 | -122.16774 |
| PA-18-W | English Walnut | 12-17" | No | 3 | 19-24' | - | Yes | Yes | Public | 37.445133 | -122.16752 |
| PA-19-W | Coast Live Oak | 24-30" | Yes | 4 | 19-24' | - | Yes | Yes | Public | 37.445034 | -122.16735 |
| PA-20-W | Coast Live Oak | 18-23" | Yes | 5 | 24-29' | - | Yes | 25% | Public | 37.444845 | -122.16715 |
| PA-21-W | Chinese pistache | 12-17" | No | 4 | 24-29' | - | Yes | 25% | Public | 37.444821 | -122.1671 |
| PA-22-W | Chinese pistache | 24-30" | Yes | 4 | 24-29' | - | Yes | 25% | Public | 37.444789 | -122.16705 |
| PA-23-W | Coast Live Oak | 24-30" | Yes | 4 | 24-29' | - | Yes | 25% | ROW | 37.444644 | -122.16686 |
| PA-24-W | Coast Live Oak | 12-17" | Yes | 2 | 19-24' | - | Yes | Yes | ROW | 37.444626 | -122.16682 |

Tree Inventory



| Tree ID | Common Name | DBH | Ptd. | Cond. | Trunk to Rail | Canopy to Rail | Impact | Remove | Location | Lat. | Long. |
|---------|-------------------|--------|------|-------|---------------|----------------|--------|--------|----------|-----------|------------|
| PA-25-W | Carob | 04-11" | No | 2 | 19-24' | - | Yes | Yes | ROW | 37.44459 | -122.16674 |
| PA-26-W | Carob | 12-17" | No | 3 | 19-24' | - | Yes | Yes | ROW | 37.444554 | -122.1667 |
| PA-27-W | Carob | 04-11" | No | 3 | 19-24' | - | Yes | Yes | ROW | 37.444525 | -122.16665 |
| PA-28-W | Carob | 12-17" | No | 3 | 19-24' | - | Yes | Yes | ROW | 37.444491 | -122.16659 |
| PA-29-W | Carob | 12-17" | No | 2 | 19-24' | - | Yes | Yes | ROW | 37.444448 | -122.16654 |
| PA-30-W | Carob | 12-17" | No | 2 | 19-24' | - | Yes | Yes | ROW | 37.444393 | -122.16647 |
| PA-31-W | Deodar cedar | 18-23" | No | 4 | - | 14-18' | Yes | No | ROW | 37.444347 | -122.16645 |
| PA-32-W | Deodar cedar | 12-17" | No | 3 | - | 14-18' | Yes | No | ROW | 37.444329 | -122.16643 |
| PA-33-W | Coast Live Oak | 04-11" | No | 4 | 24-29' | - | Yes | 25% | ROW | 37.444156 | -122.16612 |
| PA-34-W | Coast Live Oak | 12-17" | Yes | 4 | 24-29' | - | Yes | 25% | ROW | 37.444032 | -122.16594 |
| PA-35-W | Deodar cedar | 12-17" | No | 5 | - | 14-18' | Yes | No | ROW | 37.444015 | -122.16593 |
| PA-36-W | Carrotwood | 04-11" | No | 4 | 24-29' | - | Yes | 25% | ROW | 37.443991 | -122.16586 |
| PA-37-W | Evergreen elm | 04-11" | No | 4 | - | 19-24' | Yes | No | ROW | 37.44268 | -122.16384 |
| PA-38-W | Evergreen elm | 04-11" | No | 4 | - | 19-24' | Yes | No | ROW | 37.442641 | -122.16378 |
| PA-39-W | Evergreen elm | 04-11" | No | 3 | - | 19-24' | Yes | No | ROW | 37.442601 | -122.1637 |
| PA-40-W | Evergreen elm | 04-11" | No | 4 | - | 19-24' | Yes | No | ROW | 37.442523 | -122.1636 |
| PA-41-W | Evergreen elm | 04-11" | No | 3 | - | 19-24' | Yes | No | ROW | 37.442454 | -122.16347 |
| PA-42-W | Evergreen elm | 04-11" | No | 4 | - | 19-24' | Yes | No | ROW | 37.442422 | -122.16342 |
| PA-43-W | Evergreen elm | 04-11" | No | 3 | - | 19-24' | Yes | No | ROW | 37.442381 | -122.16335 |
| PA-44-W | Evergreen elm | 04-11" | No | 3 | - | 19-24' | Yes | No | ROW | 37.442296 | -122.16324 |
| PA-45-W | Evergreen elm | 04-11" | No | 4 | - | 14-18' | Yes | No | ROW | 37.442248 | -122.16315 |
| PA-46-W | Evergreen elm | 04-11" | No | 4 | - | 19-24' | Yes | No | ROW | 37.442183 | -122.16307 |
| PA-47-W | Evergreen elm | 04-11" | No | 4 | - | 19-24' | Yes | No | ROW | 37.442109 | -122.16297 |
| PA-48-W | Evergreen elm | 04-11" | No | 4 | - | 19-24' | Yes | No | ROW | 37.442034 | -122.16285 |
| PA-49-W | Evergreen elm | 04-11" | No | 4 | - | 19-24' | Yes | No | ROW | 37.442008 | -122.16281 |
| PA-50-W | Evergreen elm | 04-11" | No | 4 | - | 24-29' | No | No | ROW | 37.44193 | -122.1627 |
| PA-51-W | Coast Live Oak | 18-23" | Yes | 4 | - | 19-24' | Yes | No | ROW | 37.441259 | -122.16144 |
| PA-52-W | Coast Live Oak | 24-30" | Yes | 4 | - | 19-24' | Yes | No | ROW | 37.441257 | -122.16141 |
| PA-53-W | Coast Live Oak | 30-35" | Yes | 4 | - | 19-24' | Yes | No | ROW | 37.44124 | -122.16139 |
| PA-54-W | Coast Live Oak | 12-17" | Yes | 5 | - | 19-24' | Yes | No | ROW | 37.44115 | -122.16125 |
| PA-55-W | Holly leaf cherry | 04-11" | No | 3 | - | 19-24' | Yes | No | ROW | 37.44111 | -122.16113 |
| PA-56-W | Valley oak | 04-11" | No | 3 | 24-29' | - | Yes | 25% | ROW | 37.441104 | -122.16107 |

Tree Inventory



| Tree ID | Common Name | DBH | Ptd. | Cond. | Trunk to Rail | Canopy to Rail | Impact | Remove | Location | Lat. | Long. |
|---------|-------------------|----------------|------|-------|---------------|----------------|--------|--------|----------|-----------|------------|
| PA-57-W | Coast Live Oak | 04-11" | No | 3 | 24-29' | - | Yes | 25% | ROW | 37.441082 | -122.16104 |
| PA-58-W | California pepper | 18-23" | No | 3 | - | 19-24' | Yes | No | ROW | 37.441052 | -122.16102 |
| PA-59-W | Coast Live Oak | 12-17" | Yes | 4 | 24-29' | - | Yes | 25% | ROW | 37.441058 | -122.16099 |
| PA-60-W | California pepper | 42" or greater | No | 3 | - | 19-24' | Yes | No | Public | 37.441006 | -122.16101 |
| PA-61-W | Holly Oak | 04-11" | No | 4 | 24-29' | - | Yes | 25% | ROW | 37.441008 | -122.1609 |
| PA-62-W | Coast Live Oak | 04-11" | No | 4 | 24-29' | - | Yes | 25% | Public | 37.440666 | -122.16028 |
| PA-63-W | Tree of Heaven | 12-17" | No | 3 | - | 24-29' | No | No | Public | 37.439993 | -122.15911 |
| PA-64-W | Coast Redwood | 24-30" | Yes | 5 | - | 24-29' | No | No | Public | 37.439947 | -122.15903 |
| PA-65-W | Coast Live Oak | 24-30" | Yes | 3 | - | 24-29' | No | No | Public | 37.439916 | -122.15898 |
| PA-66-W | Coast Live Oak | 12-17" | Yes | 3 | - | 24-29' | No | No | Public | 37.439817 | -122.15884 |
| PA-67-W | Coast Live Oak | 18-23" | Yes | 3 | - | 24-29' | No | No | Public | 37.439634 | -122.15854 |
| PA-68-W | Coast Live Oak | 12-17" | Yes | 3 | - | 24-29' | No | No | Public | 37.43959 | -122.15846 |
| PA-69-W | Coast Live Oak | 12-17" | Yes | 4 | - | 24-29' | No | No | Public | 37.43958 | -122.15844 |
| PA-70-W | Coast Live Oak | 04-11" | No | 3 | - | 24-29' | No | No | Public | 37.439572 | -122.15841 |
| PA-71-W | Coast Live Oak | 04-11" | No | 3 | - | 24-29' | No | No | Public | 37.439539 | -122.15838 |
| PA-72-W | Coast Live Oak | 12-17" | Yes | 4 | - | 24-29' | No | No | Public | 37.439492 | -122.1583 |
| PA-73-W | Coast Live Oak | 18-23" | Yes | 3 | - | 24-29' | No | No | Public | 37.43947 | -122.15828 |
| PA-74-W | Coast Live Oak | 12-17" | Yes | 4 | - | 24-29' | No | No | Public | 37.43946 | -122.15827 |
| PA-75-W | Coast Live Oak | 18-23" | Yes | 4 | - | 24-29' | No | No | Public | 37.439397 | -122.15817 |
| PA-76-W | Coast Live Oak | 12-17" | Yes | 3 | - | 24-29' | No | No | Public | 37.439316 | -122.15803 |
| PA-77-W | Coast Live Oak | 12-17" | Yes | 4 | - | 24-29' | No | No | Public | 37.439009 | -122.15754 |
| PA-78-W | Coast Live Oak | 12-17" | Yes | 3 | - | 24-29' | No | No | Public | 37.438801 | -122.15722 |
| PA-79-W | Coast Live Oak | 18-23" | Yes | 3 | - | 24-29' | No | No | Public | 37.438765 | -122.15716 |
| PA-80-W | Coast Live Oak | 18-23" | Yes | 3 | - | 24-29' | No | No | Public | 37.438734 | -122.15711 |
| PA-81-W | Coast Live Oak | 18-23" | Yes | 3 | - | 24-29' | No | No | Public | 37.438704 | -122.15706 |
| PA-82-W | Coast Live Oak | 18-23" | Yes | 3 | - | 24-29' | No | No | Public | 37.438684 | -122.15703 |
| PA-83-W | Coast Live Oak | 04-11" | No | 3 | - | 24-29' | No | No | Public | 37.438657 | -122.15701 |
| PA-84-W | Coast Live Oak | 12-17" | Yes | 3 | - | 24-29' | No | No | Public | 37.438429 | -122.15663 |
| PA-85-W | Tree of Heaven | 12-17" | No | 2 | - | 19-24' | Yes | No | Public | 37.438147 | -122.15617 |
| PA-86-W | Aleppo pine | 24-30" | No | 3 | - | 19-24' | Yes | No | Public | 37.438077 | -122.15606 |
| PA-87-W | Aleppo pine | 12-17" | No | 3 | - | 19-24' | Yes | No | Public | 37.438041 | -122.15601 |
| PA-88-W | Aleppo pine | 24-30" | No | 3 | - | 19-24' | Yes | No | Public | 37.438008 | -122.15596 |

Tree Inventory



| Tree ID | Common Name | DBH | Ptd. | Cond. | Trunk to Rail | Canopy to Rail | Impact | Remove | Location | Lat. | Long. |
|----------|----------------|--------|------|-------|---------------|----------------|--------|--------|----------|-----------|------------|
| PA-89-W | Aleppo pine | 24-30" | No | 3 | - | 24-29' | No | No | Public | 37.437874 | -122.15574 |
| PA-90-W | Aleppo pine | 24-30" | No | 3 | - | 24-29' | No | No | Public | 37.437803 | -122.15562 |
| PA-91-W | Aleppo pine | 04-11" | No | 3 | - | 19-24' | Yes | No | Public | 37.437774 | -122.15558 |
| PA-92-W | Aleppo pine | 24-30" | No | 3 | - | 14-18' | Yes | No | Public | 37.4377 | -122.15547 |
| PA-93-W | Aleppo pine | 12-17" | No | 2 | - | 24-29' | No | No | Public | 37.437678 | -122.15544 |
| PA-94-W | Aleppo pine | 12-17" | No | 2 | - | 14-18' | Yes | No | Public | 37.437666 | -122.15542 |
| PA-95-W | Aleppo pine | 24-30" | No | 3 | - | 19-24' | Yes | No | Public | 37.437634 | -122.15539 |
| PA-96-W | Aleppo pine | 04-11" | No | 2 | - | 14-18' | Yes | No | Public | 37.437625 | -122.15537 |
| PA-97-W | Aleppo pine | 18-23" | No | 3 | - | 19-24' | Yes | No | Public | 37.437601 | -122.15532 |
| PA-98-W | Aleppo pine | 24-30" | No | 4 | - | 24-29' | No | No | Public | 37.437582 | -122.1553 |
| PA-99-W | Aleppo pine | 30-35" | No | 3 | - | 14-18' | Yes | No | Public | 37.437556 | -122.15526 |
| PA-100-W | Coast Redwood | 24-30" | Yes | 4 | - | 24-29' | No | No | Public | 37.437508 | -122.15518 |
| PA-101-W | Coast Redwood | 24-30" | Yes | 4 | - | 19-24' | Yes | No | Public | 37.437495 | -122.15516 |
| PA-102-W | Coast Redwood | 24-30" | Yes | 3 | - | 19-24' | Yes | No | Public | 37.437485 | -122.15515 |
| PA-103-W | Coast Redwood | 18-23" | Yes | 3 | - | 19-24' | Yes | No | Public | 37.437473 | -122.15513 |
| PA-104-W | Coast Redwood | 30-35" | Yes | 3 | - | 19-24' | Yes | No | Public | 37.437464 | -122.15511 |
| PA-105-W | Glossy privet | 04-11" | No | 2 | 19-24' | - | Yes | Yes | Public | 37.437388 | -122.15488 |
| PA-106-W | Glossy privet | 12-17" | No | 4 | 19-24' | - | Yes | Yes | Public | 37.437294 | -122.15474 |
| PA-107-W | Coast Live Oak | 36-41" | Yes | 4 | 19-24' | - | Yes | Yes | ROW | 37.437169 | -122.15454 |
| PA-108-W | Coast Live Oak | 36-41" | Yes | 3 | 14-18' | - | Yes | Yes | ROW | 37.436877 | -122.15408 |
| PA-109-W | Coast Live Oak | 12-17" | Yes | 4 | 14-18' | - | Yes | Yes | ROW | 37.436765 | -122.15391 |
| PA-110-W | Coast Live Oak | 12-17" | Yes | 4 | 14-18' | - | Yes | Yes | ROW | 37.436698 | -122.1538 |
| PA-111-W | Coast Live Oak | 04-11" | No | 5 | 14-18' | - | Yes | Yes | ROW | 37.436573 | -122.1536 |
| PA-112-W | Coast Live Oak | 18-23" | Yes | 4 | 14-18' | - | Yes | Yes | ROW | 37.436492 | -122.15347 |
| PA-113-W | Coast Live Oak | 12-17" | Yes | 4 | 14-18' | - | Yes | Yes | ROW | 37.436448 | -122.1534 |
| PA-114-W | Coast Live Oak | 12-17" | Yes | 3 | 19-24' | - | Yes | Yes | ROW | 37.436396 | -122.15332 |
| PA-115-W | Coast Live Oak | 24-30" | Yes | 4 | 19-24' | - | Yes | Yes | ROW | 37.436374 | -122.15328 |
| PA-116-W | Coast Live Oak | 04-11" | No | 1 | 19-24' | - | Yes | Yes | ROW | 37.436274 | -122.15312 |
| PA-117-W | Coast Live Oak | 12-17" | Yes | 4 | 19-24' | - | Yes | Yes | ROW | 37.436241 | -122.15305 |
| PA-118-W | Coast Redwood | 30-35" | Yes | 4 | - | 24-29' | No | No | Private | 37.435789 | -122.15249 |
| PA-119-W | Coast Live Oak | 12-17" | Yes | 4 | - | 24-29' | No | No | Private | 37.435779 | -122.15247 |
| PA-120-W | Coast Live Oak | 18-23" | Yes | 4 | - | 24-29' | No | No | Private | 37.435625 | -122.15223 |

Tree Inventory



| Tree ID | Common Name | DBH | Ptd. | Cond. | Trunk to Rail | Canopy to Rail | Impact | Remove | Location | Lat. | Long. |
|----------|------------------|--------|------|-------|---------------|----------------|--------|--------|----------|-----------|------------|
| PA-121-W | Coast Live Oak | 12-17" | Yes | 4 | - | 24-29' | No | No | Private | 37.435593 | -122.15218 |
| PA-122-W | Coast Redwood | 18-23" | Yes | 5 | - | 24-29' | No | No | Private | 37.435549 | -122.1521 |
| PA-123-W | Austrian pine | 12-17" | No | 2 | - | 19-24' | Yes | No | Private | 37.43535 | -122.15172 |
| PA-124-W | Austrian pine | 04-11" | No | 1 | 24-29' | - | Yes | 25% | Private | 37.435354 | -122.15169 |
| PA-125-W | Monterey pine | 12-17" | No | 2 | 19-24' | - | Yes | Yes | Private | 37.435334 | -122.15165 |
| PA-126-W | Monterey pine | 18-23" | No | 3 | 19-24' | - | Yes | Yes | Private | 37.435329 | -122.15163 |
| PA-127-W | Austrian pine | 04-11" | No | 2 | 19-24' | - | Yes | Yes | Private | 37.435317 | -122.15161 |
| PA-128-W | Austrian pine | 04-11" | No | 2 | 19-24' | - | Yes | Yes | Private | 37.435306 | -122.1516 |
| PA-129-W | Austrian pine | 04-11" | No | 2 | 19-24' | - | Yes | Yes | Private | 37.435295 | -122.15158 |
| PA-130-W | Austrian pine | 04-11" | No | 2 | 24-29' | - | Yes | 25% | Private | 37.435286 | -122.15156 |
| PA-131-W | Austrian pine | 04-11" | No | 2 | 19-24' | - | Yes | Yes | Private | 37.435274 | -122.15154 |
| PA-132-W | Austrian pine | 04-11" | No | 1 | 19-24' | - | Yes | Yes | Private | 37.435262 | -122.15153 |
| PA-133-W | Austrian pine | 04-11" | No | 3 | 19-24' | - | Yes | Yes | Private | 37.435252 | -122.15151 |
| PA-134-W | Bailey acacia | 12-17" | No | 2 | 24-29' | - | Yes | 25% | ROW | 37.435215 | -122.15147 |
| PA-135-W | Bailey acacia | 04-11" | No | 2 | 24-29' | - | Yes | 25% | ROW | 37.4352 | -122.15144 |
| PA-136-W | Monterey pine | 24-30" | No | 2 | - | 09-13' | Yes | No | ROW | 37.43516 | -122.15146 |
| PA-137-W | Bailey acacia | 12-17" | No | 2 | 24-29' | - | Yes | 25% | ROW | 37.435095 | -122.15128 |
| PA-138-W | Bailey acacia | 12-17" | No | 2 | 24-29' | - | Yes | 25% | ROW | 37.43508 | -122.15126 |
| PA-139-W | Blackwood acacia | 18-23" | No | 3 | 24-29' | - | Yes | 25% | ROW | 37.434977 | -122.1511 |
| PA-140-W | Coast Live Oak | 12-17" | Yes | 3 | 24-29' | - | Yes | 25% | ROW | 37.434963 | -122.15108 |
| PA-141-W | Coast Live Oak | 12-17" | Yes | 3 | 24-29' | - | Yes | 25% | ROW | 37.434951 | -122.15106 |
| PA-142-W | Coast Live Oak | 18-23" | Yes | 3 | 24-29' | - | Yes | 25% | ROW | 37.434945 | -122.15104 |
| PA-143-W | Coast Live Oak | 12-17" | Yes | 3 | 24-29' | - | Yes | 25% | ROW | 37.434926 | -122.15101 |
| PA-144-W | Coast Live Oak | 04-11" | No | 3 | 24-29' | - | Yes | 25% | ROW | 37.434915 | -122.15099 |
| PA-145-W | Deodar cedar | 24-30" | No | 3 | - | 14-18' | Yes | No | Private | 37.434865 | -122.15096 |
| PA-146-W | Coast Live Oak | 12-17" | Yes | 4 | 24-29' | - | Yes | 25% | ROW | 37.434594 | -122.15049 |
| PA-147-W | Coast Live Oak | 04-11" | Yes | 4 | 24-29' | - | Yes | 25% | ROW | 37.434576 | -122.15045 |
| PA-148-W | Coast Live Oak | 24-30" | Yes | 4 | 24-29' | - | Yes | 25% | ROW | 37.434512 | -122.15036 |
| PA-149-W | Blackwood acacia | 12-17" | No | 3 | 24-29' | - | Yes | 25% | ROW | 37.434446 | -122.15027 |
| PA-150-W | Blackwood acacia | 04-11" | No | 2 | 24-29' | - | Yes | 25% | ROW | 37.434403 | -122.15019 |
| PA-151-W | Blackwood acacia | 24-30" | No | 3 | 24-29' | - | Yes | 25% | ROW | 37.434387 | -122.15016 |
| PA-152-W | Blackwood acacia | 24-30" | No | 1 | 24-29' | - | Yes | 25% | ROW | 37.434347 | -122.15009 |

Tree Inventory



| Tree ID | Common Name | DBH | Ptd. | Cond. | Trunk to Rail | Canopy to Rail | Impact | Remove | Location | Lat. | Long. |
|----------|-------------------------|----------------|------|-------|---------------|----------------|--------|--------|----------|-----------|------------|
| PA-153-W | Blackwood acacia | 04-11" | No | 3 | 24-29' | - | Yes | 25% | ROW | 37.434251 | -122.14994 |
| PA-154-W | Blackwood acacia | 18-23" | No | 3 | - | 09-13' | Yes | No | ROW | 37.434203 | -122.14992 |
| PA-155-W | Coast Live Oak | 24-30" | Yes | 4 | - | 09-13' | Yes | No | ROW | 37.434185 | -122.14988 |
| PA-156-W | California pepper | 36-41" | No | 3 | - | 14-18' | Yes | No | ROW | 37.433979 | -122.14958 |
| PA-157-W | Coast Live Oak | 12-17" | Yes | 3 | 24-29' | - | Yes | 25% | ROW | 37.433915 | -122.14941 |
| PA-158-W | Blackwood acacia | 24-30" | No | 3 | - | 14-18' | Yes | No | ROW | 37.433879 | -122.14939 |
| PA-159-W | Glossy privet | 04-11" | No | 3 | - | 24-29' | No | No | ROW | 37.433731 | -122.14922 |
| PA-160-W | Coast Live Oak | 04-11" | No | 4 | 24-29' | - | Yes | 25% | ROW | 37.433709 | -122.14907 |
| PA-161-W | Coast Live Oak | 30-35" | Yes | 3 | 24-29' | - | Yes | 25% | ROW | 37.433653 | -122.14899 |
| PA-162-W | California bay | 04-11" | No | 3 | 24-29' | - | Yes | 25% | ROW | 37.433611 | -122.14892 |
| PA-163-W | Monterey pine | 24-30" | No | 1 | 24-29' | - | Yes | 25% | ROW | 37.433534 | -122.14888 |
| PA-164-W | Coast Live Oak | 18-23" | Yes | 3 | 24-29' | - | Yes | 25% | ROW | 37.433506 | -122.14876 |
| PA-165-W | Coast Live Oak | 18-23" | Yes | 3 | 24-29' | - | Yes | 25% | ROW | 37.433462 | -122.14869 |
| PA-166-W | Coast Live Oak | 18-23" | Yes | 4 | 19-24' | - | Yes | Yes | ROW | 37.43342 | -122.14861 |
| PA-167-W | Blackwood acacia | 24-30" | No | 3 | 24-29' | - | Yes | 25% | ROW | 37.433378 | -122.14855 |
| PA-168-W | California pepper | 18-23" | No | 3 | - | 24-29' | No | No | ROW | 37.43325 | -122.14841 |
| PA-169-W | Blackwood acacia | 12-17" | No | 3 | 24-29' | - | Yes | 25% | ROW | 37.433196 | -122.14828 |
| PA-170-W | Coast Live Oak | 12-17" | No | 3 | 24-29' | - | Yes | 25% | ROW | 37.433172 | -122.14823 |
| PA-171-W | Coast Live Oak | 18-23" | Yes | 3 | 24-29' | - | Yes | 25% | ROW | 37.433151 | -122.1482 |
| PA-172-W | Blackwood acacia | 04-11" | No | 4 | 19-24' | - | Yes | Yes | ROW | 37.433122 | -122.14813 |
| PA-173-W | Coast Live Oak | 04-11" | No | 3 | 24-29' | - | Yes | 25% | ROW | 37.433077 | -122.14808 |
| PA-174-W | Coast Live Oak | 04-11" | No | 3 | 24-29' | - | Yes | 25% | ROW | 37.43306 | -122.14805 |
| PA-175-W | Coast Live Oak | 04-11" | No | 4 | 24-29' | - | Yes | 25% | ROW | 37.433042 | -122.14803 |
| PA-176-W | Blue gum | 24-30" | No | 4 | 19-24' | - | Yes | Yes | ROW | 37.43301 | -122.14797 |
| PA-177-W | Blue gum | 42" or greater | No | 5 | - | 09-13' | Yes | No | Private | 37.432978 | -122.14798 |
| PA-178-W | Coast Live Oak | 12-17" | Yes | 4 | 24-29' | - | Yes | 25% | ROW | 37.432943 | -122.14786 |
| PA-179-W | Coast Redwood | 24-30" | Yes | 3 | - | 19-24' | Yes | No | Private | 37.432806 | -122.14771 |
| PA-180-W | Coast Redwood | 24-30" | Yes | 3 | - | 24-29' | No | No | Private | 37.432793 | -122.14769 |
| PA-181-W | California black walnut | 18-23" | No | 3 | - | 19-24' | Yes | No | Private | 37.432715 | -122.14756 |
| PA-182-W | Douglas fir | 18-23" | No | 3 | - | 19-24' | Yes | No | Private | 37.432639 | -122.14743 |
| PA-183-W | Compact blue gum | 18-23" | No | 3 | 19-24' | - | Yes | Yes | Private | 37.432674 | -122.14741 |
| PA-184-W | Compact blue gum | 18-23" | No | 3 | 19-24' | - | Yes | Yes | Private | 37.432586 | -122.14728 |

Tree Inventory



| Tree ID | Common Name | DBH | Ptd. | Cond. | Trunk to Rail | Canopy to Rail | Impact | Remove | Location | Lat. | Long. |
|----------|------------------|----------------|------|-------|---------------|----------------|--------|--------|----------|-----------|------------|
| PA-185-W | Coast Live Oak | 18-23" | Yes | 3 | 24-29' | - | Yes | 25% | Private | 37.432544 | -122.14721 |
| PA-186-W | Coast Live Oak | 12-17" | Yes | 3 | 14-18' | - | Yes | Yes | ROW | 37.432517 | -122.14716 |
| PA-187-W | Coast Live Oak | 12-17" | Yes | 3 | 14-18' | - | Yes | Yes | ROW | 37.432513 | -122.14713 |
| PA-188-W | Coast Live Oak | 04-11" | No | 3 | 14-18' | - | Yes | Yes | ROW | 37.432469 | -122.14705 |
| PA-189-W | Deodar cedar | 18-23" | No | 3 | - | 24-29' | No | No | Public | 37.432435 | -122.1471 |
| PA-190-W | Deodar cedar | 12-17" | No | 3 | - | 24-29' | No | No | Public | 37.432417 | -122.14706 |
| PA-191-W | Blue gum | 42" or greater | No | 3 | 14-18' | - | Yes | Yes | ROW | 37.432438 | -122.14701 |
| PA-192-W | Blue gum | 36-41" | No | 3 | 14-18' | - | Yes | Yes | ROW | 37.43241 | -122.14696 |
| PA-193-W | Deodar cedar | 12-17" | No | 4 | - | 19-24' | Yes | No | Public | 37.432366 | -122.14699 |
| PA-194-W | Deodar cedar | 04-11" | No | 4 | - | 24-29' | No | No | Public | 37.432355 | -122.14697 |
| PA-195-W | Blue gum | 42" or greater | No | 3 | 14-18' | - | Yes | Yes | ROW | 37.432382 | -122.14692 |
| PA-196-W | Blue gum | 42" or greater | No | 4 | 14-18' | - | Yes | Yes | ROW | 37.432372 | -122.1469 |
| PA-197-W | Deodar cedar | 12-17" | No | 3 | - | 24-29' | No | No | Public | 37.43229 | -122.14687 |
| PA-198-W | Deodar cedar | 12-17" | No | 3 | 24-29' | - | Yes | 25% | Public | 37.432258 | -122.14678 |
| PA-199-W | Deodar cedar | 24-30" | No | 2 | - | 14-18' | Yes | No | Public | 37.432183 | -122.14671 |
| PA-200-W | Coast Live Oak | 04-11" | No | 4 | 14-18' | - | Yes | Yes | ROW | 37.432177 | -122.14661 |
| PA-201-W | Deodar cedar | 24-30" | No | 3 | 24-29' | - | Yes | 25% | Public | 37.432165 | -122.14663 |
| PA-202-W | Deodar cedar | 24-30" | No | 3 | 24-29' | - | Yes | 25% | Public | 37.432143 | -122.14659 |
| PA-203-W | Deodar cedar | 30-35" | No | 3 | 24-29' | - | Yes | 25% | Public | 37.432122 | -122.14655 |
| PA-204-W | Deodar cedar | 24-30" | No | 3 | 24-29' | - | Yes | 25% | Public | 37.432102 | -122.14652 |
| PA-205-W | Coast Live Oak | 04-11" | No | 3 | 14-18' | - | Yes | Yes | ROW | 37.432093 | -122.14646 |
| PA-206-W | Manna gum | 36-41" | No | 3 | 14-18' | - | Yes | Yes | ROW | 37.432048 | -122.14638 |
| PA-207-W | Coast Live Oak | 12-17" | Yes | 3 | 14-18' | - | Yes | Yes | ROW | 37.432045 | -122.14638 |
| PA-208-W | Cedar of Lebanon | 12-17" | No | 3 | 24-29' | - | Yes | 25% | Public | 37.432007 | -122.14636 |
| PA-209-W | Coast Live Oak | 12-17" | Yes | 3 | 14-18' | - | Yes | Yes | ROW | 37.432024 | -122.14635 |
| PA-210-W | Cedar of Lebanon | 12-17" | No | 3 | 24-29' | - | Yes | 25% | Public | 37.431958 | -122.14627 |
| PA-211-W | Manna gum | 42" or greater | No | 5 | 19-24' | - | Yes | Yes | Public | 37.431949 | -122.14626 |
| PA-212-W | Coast Live Oak | 04-11" | No | 4 | 14-18' | - | Yes | Yes | ROW | 37.431953 | -122.14623 |
| PA-213-W | Coast Live Oak | 04-11" | No | 4 | 19-24' | - | Yes | Yes | Public | 37.431875 | -122.14613 |

Tree Inventory



| Tree ID | Common Name | DBH | Ptd. | Cond. | Trunk to Rail | Canopy to Rail | Impact | Remove | Location | Lat. | Long. |
|----------|-------------------------|--------|------|-------|---------------|----------------|--------|--------|----------|-----------|------------|
| PA-214-W | Coast Live Oak | 18-23" | Yes | 4 | 14-18' | - | Yes | Yes | ROW | 37.431829 | -122.14603 |
| PA-215-W | Holly Oak | 04-11" | No | 3 | 14-18' | - | Yes | Yes | ROW | 37.431785 | -122.14596 |
| PA-216-W | Coast Live Oak | 30-35" | Yes | 3 | 19-24' | - | Yes | Yes | Private | 37.431724 | -122.1459 |
| PA-217-W | Holly Oak | 04-11" | No | 4 | 19-24' | - | Yes | Yes | Private | 37.431702 | -122.14586 |
| PA-218-W | California black walnut | 12-17" | No | 3 | 24-29' | - | Yes | 25% | Private | 37.431674 | -122.14583 |
| PA-219-W | Blackwood acacia | 24-30" | No | 3 | - | 14-18' | Yes | No | ROW | 37.431574 | -122.14574 |
| PA-220-W | Blue gum | 04-11" | No | 2 | - | 24-29' | No | No | ROW | 37.431383 | -122.14543 |
| PA-221-W | Blackwood acacia | 12-17" | No | 2 | 24-29' | - | Yes | 25% | ROW | 37.431417 | -122.14544 |
| PA-222-W | Fremont cottonwood | 12-17" | No | 3 | - | 24-29' | No | No | ROW | 37.431259 | -122.14524 |
| PA-223-W | Blackwood acacia | 18-23" | No | 3 | - | 24-29' | No | No | ROW | 37.431246 | -122.14522 |
| PA-224-W | Coast Live Oak | 12-17" | No | 3 | - | 24-29' | No | No | ROW | 37.431157 | -122.14507 |
| PA-225-W | Coast Live Oak | 12-17" | No | 4 | - | 24-29' | No | No | ROW | 37.430971 | -122.14482 |
| PA-226-W | Tree of Heaven | 24-30" | No | 3 | - | 24-29' | No | No | ROW | 37.430845 | -122.14465 |
| PA-227-W | Coast Live Oak | 04-11" | No | 5 | 24-29' | - | Yes | 25% | ROW | 37.430867 | -122.14458 |
| PA-228-W | Coast Live Oak | 04-11" | No | 5 | 24-29' | - | Yes | 25% | ROW | 37.430821 | -122.14451 |
| PA-229-W | Coast Live Oak | 24-30" | Yes | 5 | - | 19-24' | Yes | No | ROW | 37.430438 | -122.14397 |
| PA-230-W | River red gum | 24-30" | No | 3 | - | 19-24' | Yes | No | ROW | 37.430233 | -122.14365 |
| PA-231-W | River red gum | 24-30" | No | 3 | - | 09-13' | Yes | No | ROW | 37.430187 | -122.14358 |
| PA-232-W | Holly Oak | 04-11" | No | 4 | 19-24' | - | Yes | Yes | ROW | 37.428179 | -122.1403 |
| S-1-E | London plane | 12-17" | Yes | 3 | - | 24-29' | No | No | Private | 37.383226 | -122.04428 |
| S-2-E | London plane | 12-17" | Yes | 3 | - | 24-29' | No | No | Private | 37.383218 | -122.04425 |
| S-3-E | Podocarpus | 12-17" | Yes | 3 | - | 24-29' | No | No | Private | 37.383197 | -122.04417 |
| S-4-E | Podocarpus | 12-17" | Yes | 3 | - | 24-29' | No | No | Private | 37.383094 | -122.04385 |
| S-5-E | Podocarpus | 12-17" | Yes | 3 | - | 24-29' | No | No | Private | 37.38307 | -122.04378 |
| S-6-E | Podocarpus | 18-23" | Yes | 3 | - | 24-29' | No | No | Private | 37.383064 | -122.04374 |
| S-7-E | Podocarpus | 24-30" | Yes | 3 | - | 24-29' | No | No | Private | 37.383002 | -122.04358 |
| S-8-E | Podocarpus | 24-30" | Yes | 3 | - | 24-29' | No | No | Private | 37.382985 | -122.04352 |
| S-9-E | Podocarpus | 18-23" | Yes | 3 | - | 19-24' | Yes | No | Private | 37.382967 | -122.04346 |
| S-10-E | Podocarpus | 12-17" | Yes | 3 | - | 19-24' | Yes | No | Private | 37.382952 | -122.04342 |
| S-11-E | Podocarpus | 12-17" | Yes | 3 | - | 19-24' | Yes | No | Private | 37.382922 | -122.04334 |
| S-12-E | Podocarpus | 18-23" | Yes | 3 | - | 19-24' | Yes | No | Private | 37.382904 | -122.04329 |
| S-13-E | Podocarpus | 12-17" | Yes | 3 | - | 19-24' | Yes | No | Private | 37.382871 | -122.0432 |

Tree Inventory



| Tree ID | Common Name | DBH | Ptd. | Cond. | Trunk to Rail | Canopy to Rail | Impact | Remove | Location | Lat. | Long. |
|---------|--------------|--------|------|-------|---------------|----------------|--------|--------|----------|-----------|------------|
| S-14-E | Podocarpus | 18-23" | Yes | 4 | - | 19-24' | Yes | No | Private | 37.382854 | -122.04314 |
| S-15-E | Podocarpus | 18-23" | Yes | 3 | - | 19-24' | Yes | No | Private | 37.38284 | -122.04309 |
| S-16-E | Podocarpus | 18-23" | Yes | 3 | - | 19-24' | Yes | No | Private | 37.382793 | -122.04296 |
| S-17-E | Podocarpus | 18-23" | Yes | 4 | - | 19-24' | Yes | No | Private | 37.38278 | -122.04291 |
| S-18-E | Podocarpus | 18-23" | Yes | 4 | - | 19-24' | Yes | No | Private | 37.382766 | -122.04285 |
| S-19-E | Podocarpus | 12-17" | Yes | 4 | - | 19-24' | Yes | No | Private | 37.382729 | -122.04275 |
| S-20-E | London plane | 18-23" | Yes | 4 | - | 24-29' | No | No | Private | 37.382722 | -122.04271 |
| S-21-E | Podocarpus | 18-23" | Yes | 4 | - | 19-24' | Yes | No | Private | 37.382698 | -122.04267 |
| S-22-E | Podocarpus | 12-17" | Yes | 4 | - | 19-24' | Yes | No | Private | 37.382689 | -122.0426 |
| S-23-E | Podocarpus | 12-17" | Yes | 3 | - | 19-24' | Yes | No | Private | 37.382662 | -122.04253 |
| S-24-E | Podocarpus | 18-23" | Yes | 4 | - | 19-24' | Yes | No | Private | 37.382592 | -122.04234 |
| S-25-E | Podocarpus | 18-23" | Yes | 4 | - | 19-24' | Yes | No | Private | 37.382587 | -122.04231 |
| S-26-E | Podocarpus | 12-17" | Yes | 4 | - | 19-24' | Yes | No | Private | 37.382562 | -122.04225 |
| S-27-E | London plane | 18-23" | Yes | 4 | - | 09-13' | Yes | No | Private | 37.382545 | -122.04219 |
| S-28-E | Podocarpus | 18-23" | Yes | 4 | - | 19-24' | Yes | No | Private | 37.382514 | -122.04208 |
| S-29-E | Podocarpus | 18-23" | Yes | 4 | - | 24-29' | No | No | Private | 37.3825 | -122.04205 |
| S-30-E | Podocarpus | 18-23" | Yes | 3 | - | 24-29' | No | No | Private | 37.382485 | -122.04201 |
| S-31-E | Podocarpus | 18-23" | Yes | 3 | - | 19-24' | Yes | No | Private | 37.382462 | -122.04195 |
| S-32-E | Podocarpus | 12-17" | Yes | 3 | - | 19-24' | Yes | No | Private | 37.382447 | -122.0419 |
| S-33-E | Podocarpus | 12-17" | Yes | 3 | - | 24-29' | No | No | Private | 37.38243 | -122.04186 |
| S-34-E | Podocarpus | 18-23" | Yes | 4 | - | 19-24' | Yes | No | Private | 37.382426 | -122.04183 |
| S-35-E | Podocarpus | 18-23" | Yes | 3 | - | 19-24' | Yes | No | Private | 37.382417 | -122.04181 |
| S-36-E | Sweetgum | 04-11" | No | 3 | - | 24-29' | No | No | Private | 37.382408 | -122.04177 |
| S-37-E | Podocarpus | 12-17" | Yes | 4 | - | 24-29' | No | No | Private | 37.382392 | -122.04173 |
| S-38-E | Podocarpus | 18-23" | Yes | 4 | - | 14-18' | Yes | No | Private | 37.382378 | -122.04168 |
| S-39-E | Podocarpus | 24-30" | Yes | 3 | - | 19-24' | Yes | No | Private | 37.382357 | -122.0416 |
| S-40-E | London plane | 12-17" | Yes | 4 | - | 19-24' | Yes | No | Private | 37.382337 | -122.04153 |
| S-41-E | Podocarpus | 12-17" | Yes | 4 | - | 19-24' | Yes | No | Private | 37.382305 | -122.04146 |
| S-42-E | Podocarpus | 12-17" | No | 4 | - | 19-24' | Yes | No | Private | 37.382279 | -122.04138 |
| S-43-E | Podocarpus | 12-17" | Yes | 4 | - | 19-24' | Yes | No | Private | 37.382258 | -122.04131 |
| S-44-E | Podocarpus | 12-17" | Yes | 4 | - | 19-24' | Yes | No | Private | 37.382237 | -122.04125 |
| S-45-E | Podocarpus | 12-17" | No | 4 | - | 19-24' | Yes | No | Private | 37.382217 | -122.04118 |

Tree Inventory



| Tree ID | Common Name | DBH | Ptd. | Cond. | Trunk to Rail | Canopy to Rail | Impact | Remove | Location | Lat. | Long. |
|---------|--------------------|--------|------|-------|---------------|----------------|--------|--------|----------|-----------|------------|
| S-46-E | Podocarpus | 06-11" | No | 4 | - | 24-29' | No | No | Private | 37.382204 | -122.04113 |
| S-47-E | Podocarpus | 12-17" | Yes | 4 | - | 19-24' | Yes | No | Private | 37.382189 | -122.04108 |
| S-48-E | Canary Island pine | 24-30" | Yes | 3 | - | 04-08' | Yes | No | Private | 37.382126 | -122.04092 |
| S-49-E | Podocarpus | 06-11" | No | 4 | - | 19-24' | Yes | No | Private | 37.382104 | -122.04084 |
| S-50-E | Podocarpus | 04-11" | No | 3 | - | 14-18' | Yes | No | Private | 37.382085 | -122.0408 |
| S-51-E | Evergreen ash | 24-30" | Yes | 4 | - | 09-13' | Yes | No | Private | 37.382078 | -122.04077 |
| S-52-E | Podocarpus | 04-11" | No | 3 | - | 19-24' | Yes | No | Private | 37.382062 | -122.04074 |
| S-53-E | Canary Island pine | 18-23" | Yes | 4 | - | 19-24' | Yes | No | Private | 37.382047 | -122.04068 |
| S-54-E | Canary Island pine | 18-23" | Yes | 4 | - | 19-24' | Yes | No | Private | 37.382024 | -122.04062 |
| S-55-E | Canary Island pine | 18-23" | Yes | 4 | - | 19-24' | Yes | No | Private | 37.382006 | -122.04057 |
| S-56-E | Evergreen ash | 24-30" | Yes | 4 | - | 09-13' | Yes | No | Private | 37.382002 | -122.04054 |
| S-57-E | Podocarpus | 04-11" | No | 3 | - | 19-24' | Yes | No | Private | 37.381982 | -122.04049 |
| S-58-E | Podocarpus | 04-11" | No | 3 | - | 19-24' | Yes | No | Private | 37.381963 | -122.04043 |
| S-59-E | Evergreen ash | 24-30" | Yes | 3 | - | 09-13' | Yes | No | Private | 37.381951 | -122.0404 |
| S-60-E | Podocarpus | 04-11" | No | 3 | - | 24-29' | No | No | Private | 37.381944 | -122.04037 |
| S-61-E | Canary Island pine | 30-35" | Yes | 3 | - | 14-18' | Yes | No | Private | 37.381916 | -122.04029 |
| S-62-E | Canary Island pine | 24-30" | Yes | 4 | - | 09-13' | Yes | No | Private | 37.381893 | -122.04021 |
| S-63-E | Podocarpus | 04-11" | No | 3 | - | 19-24' | Yes | No | Private | 37.38188 | -122.04017 |
| S-64-E | Evergreen ash | 24-30" | Yes | 3 | - | 14-18' | Yes | No | Private | 37.381876 | -122.04014 |
| S-65-E | Podocarpus | 04-11" | No | 3 | - | 19-24' | Yes | No | Private | 37.381863 | -122.04012 |
| S-66-E | Podocarpus | 04-11" | No | 3 | - | 24-29' | No | No | Private | 37.381856 | -122.04009 |
| S-67-E | Evergreen ash | 24-30" | Yes | 3 | - | 14-18' | Yes | No | Private | 37.381847 | -122.04007 |
| S-68-E | Podocarpus | 04-11" | No | 3 | - | 19-24' | Yes | No | Private | 37.381837 | -122.04004 |
| S-69-E | Evergreen ash | 24-30" | Yes | 3 | - | 09-13' | Yes | No | Private | 37.381827 | -122.04 |
| S-70-E | Podocarpus | 04-11" | No | 3 | - | 19-24' | Yes | No | Private | 37.381818 | -122.03998 |
| S-71-E | Podocarpus | 04-11" | No | 3 | - | 24-29' | No | No | Private | 37.381809 | -122.03996 |
| S-72-E | Evergreen ash | 30-35" | Yes | 3 | - | 14-18' | Yes | No | Private | 37.381798 | -122.03991 |
| S-73-E | Podocarpus | 04-11" | No | 3 | - | 24-29' | No | No | Private | 37.38178 | -122.03987 |
| S-74-E | Evergreen ash | 30-35" | Yes | 3 | - | 09-13' | Yes | No | Private | 37.381761 | -122.03982 |
| S-75-E | Podocarpus | 04-11" | No | 3 | - | 24-29' | No | No | Private | 37.381745 | -122.03976 |
| S-76-E | Evergreen ash | 24-30" | Yes | 3 | - | 24-29' | No | No | Private | 37.381741 | -122.03974 |
| S-77-E | Podocarpus | 04-11" | No | 3 | - | 19-24' | Yes | No | Private | 37.381728 | -122.03971 |

Tree Inventory



| Tree ID | Common Name | DBH | Ptd. | Cond. | Trunk to Rail | Canopy to Rail | Impact | Remove | Location | Lat. | Long. |
|---------|--------------------|--------|------|-------|---------------|----------------|--------|--------|----------|-----------|------------|
| S-78-E | Evergreen ash | 24-30" | Yes | 3 | - | 19-24' | Yes | No | Private | 37.381709 | -122.03966 |
| S-79-E | Podocarpus | 04-11" | No | 3 | - | 19-24' | Yes | No | Private | 37.381694 | -122.03961 |
| S-80-E | Canary Island pine | 18-23" | Yes | 4 | - | 19-24' | Yes | No | Private | 37.381658 | -122.03951 |
| S-81-E | Canary Island pine | 18-23" | Yes | 3 | - | 19-24' | Yes | No | Private | 37.381642 | -122.03945 |
| S-82-E | California pepper | 04-11" | No | 3 | 24-29' | - | Yes | 25% | ROW | 37.381589 | -122.03936 |
| S-83-E | Evergreen ash | 24-30" | Yes | 3 | - | 14-18' | Yes | No | Private | 37.381608 | -122.03934 |
| S-84-E | Canary Island pine | 18-23" | Yes | 3 | - | 14-18' | Yes | No | Private | 37.381591 | -122.03927 |
| S-85-E | Canary Island pine | 24-30" | Yes | 4 | - | 14-18' | Yes | No | Private | 37.381577 | -122.03921 |
| S-86-E | Raywood ash | 04-11" | No | 4 | - | 24-29' | No | No | Private | 37.38145 | -122.03888 |
| S-87-E | Raywood ash | 12-17" | No | 4 | - | 24-29' | No | No | Private | 37.381387 | -122.03867 |
| S-88-E | Raywood ash | 12-17" | Yes | 4 | - | 24-29' | No | No | Private | 37.381241 | -122.03822 |
| S-89-E | Raywood ash | 04-11" | No | 4 | - | 24-29' | No | No | Private | 37.381197 | -122.03809 |
| S-90-E | Raywood ash | 12-17" | Yes | 3 | - | 24-29' | No | No | Private | 37.381071 | -122.03771 |
| S-91-E | Raywood ash | 12-17" | Yes | 3 | - | 24-29' | No | No | Private | 37.381025 | -122.03758 |
| S-92-E | Raywood ash | 12-17" | Yes | 3 | - | 24-29' | No | No | Private | 37.38099 | -122.03747 |
| S-93-E | Coast Live Oak | 36-41" | Yes | 4 | - | 14-18' | Yes | No | ROW | 37.379536 | -122.033 |
| S-94-E | Callery pear | 12-17" | Yes | 3 | 19-24' | - | Yes | Yes | Private | 37.379267 | -122.03238 |
| S-95-E | Callery pear | 12-17" | Yes | 3 | 19-24' | - | Yes | Yes | ROW | 37.379239 | -122.03228 |
| S-96-E | Callery pear | 12-17" | Yes | 3 | 19-24' | - | Yes | Yes | ROW | 37.379195 | -122.03217 |
| S-97-E | Callery pear | 12-17" | Yes | 3 | 19-24' | - | Yes | Yes | ROW | 37.379154 | -122.03203 |
| S-98-E | Callery pear | 04-11" | Yes | 3 | 24-29' | - | Yes | 25% | Private | 37.379121 | -122.03193 |
| S-99-E | Callery pear | 12-17" | Yes | 3 | 19-24' | - | Yes | Yes | Private | 37.379082 | -122.03184 |
| S-100-E | Callery pear | 12-17" | Yes | 3 | 24-29' | - | Yes | 25% | ROW | 37.378999 | -122.03155 |
| S-101-E | Valley oak | 04-11" | No | 4 | - | 24-29' | No | No | Public | 37.379005 | -122.03125 |
| S-102-E | Blackwood acacia | 12-17" | Yes | 3 | - | 24-29' | No | No | Public | 37.37899 | -122.03121 |
| S-103-E | Coast Live Oak | 30-35" | Yes | 4 | - | 24-29' | No | No | Public | 37.378943 | -122.03107 |
| S-104-E | Callery pear | 12-17" | Yes | 3 | 24-29' | - | Yes | 25% | ROW | 37.378789 | -122.03091 |
| S-105-E | Callery pear | 12-17" | Yes | 2 | 24-29' | - | Yes | 25% | ROW | 37.378737 | -122.03079 |
| S-106-E | Callery pear | 04-11" | No | 3 | 24-29' | - | Yes | 25% | ROW | 37.378709 | -122.03068 |
| S-107-E | Coast Live Oak | 24-30" | Yes | 4 | - | 24-29' | No | No | Public | 37.378787 | -122.03058 |
| S-108-E | Callery pear | 04-11" | No | 3 | 24-29' | - | Yes | 25% | ROW | 37.378667 | -122.03056 |
| S-109-E | Coast Live Oak | 30-35" | Yes | 4 | - | 24-29' | No | No | Public | 37.378732 | -122.03043 |

Tree Inventory



| Tree ID | Common Name | DBH | Ptd. | Cond. | Trunk to Rail | Canopy to Rail | Impact | Remove | Location | Lat. | Long. |
|---------|--------------------|--------|------|-------|---------------|----------------|--------|--------|----------|-----------|------------|
| S-110-E | Coast Live Oak | 18-23" | Yes | 4 | - | 24-29' | No | No | Public | 37.378697 | -122.03032 |
| S-111-E | Blackwood acacia | 04-11" | No | 2 | 24-29' | - | Yes | 25% | Public | 37.37846 | -122.02968 |
| S-112-E | Holly Oak | 04-11" | No | 3 | 24-29' | - | Yes | 25% | Private | 37.378421 | -122.02952 |
| S-113-E | Blackwood acacia | 04-11" | No | 3 | 24-29' | - | Yes | 25% | ROW | 37.378412 | -122.0295 |
| S-1-W | Crape myrtle | 04-11" | No | 5 | 19-24' | - | Yes | Yes | ROW | 37.38298 | -122.04417 |
| S-2-W | Bottlebrush | 04-11" | No | 3 | 24-29' | - | Yes | 25% | ROW | 37.382945 | -122.04405 |
| S-3-W | Crape myrtle | 04-11" | No | 5 | 19-24' | - | Yes | Yes | ROW | 37.38289 | -122.04389 |
| S-4-W | Bottlebrush | 04-11" | No | 3 | 24-29' | - | Yes | 25% | ROW | 37.382879 | -122.04388 |
| S-5-W | Bottlebrush | 04-11" | No | 3 | 24-29' | - | Yes | 25% | ROW | 37.382877 | -122.04388 |
| S-6-W | Bottlebrush | 04-11" | No | 3 | 24-29' | - | Yes | 25% | ROW | 37.382872 | -122.04387 |
| S-7-W | Bottlebrush | 04-11" | No | 3 | 24-29' | - | Yes | 25% | ROW | 37.382868 | -122.04385 |
| S-8-W | Bottlebrush | 04-11" | No | 3 | 24-29' | - | Yes | 25% | ROW | 37.382861 | -122.04384 |
| S-9-W | Bottlebrush | 04-11" | No | 3 | 24-29' | - | Yes | 25% | ROW | 37.382856 | -122.04382 |
| S-10-W | Bottlebrush | 04-11" | No | 3 | 24-29' | - | Yes | 25% | ROW | 37.382853 | -122.04381 |
| S-11-W | Bottlebrush | 04-11" | No | 3 | 24-29' | - | Yes | 25% | ROW | 37.382849 | -122.0438 |
| S-12-W | Bottlebrush | 04-11" | No | 3 | 24-29' | - | Yes | 25% | ROW | 37.382846 | -122.04379 |
| S-13-W | Compact myrtle | 04-11" | No | 3 | 14-18' | - | Yes | Yes | ROW | 37.382845 | -122.04378 |
| S-14-W | Bottlebrush | 04-11" | No | 3 | 24-29' | - | Yes | 25% | ROW | 37.382833 | -122.04375 |
| S-15-W | Bottlebrush | 04-11" | No | 3 | 24-29' | - | Yes | 25% | ROW | 37.38283 | -122.04374 |
| S-16-W | Bottlebrush | 04-11" | No | 3 | 24-29' | - | Yes | 25% | ROW | 37.382824 | -122.04372 |
| S-17-W | Crape myrtle | 04-11" | No | 5 | 19-24' | - | Yes | Yes | ROW | 37.382815 | -122.04366 |
| S-18-W | Bottlebrush | 04-11" | No | 3 | 19-24' | - | Yes | Yes | ROW | 37.382806 | -122.04364 |
| S-19-W | Bottlebrush | 04-11" | No | 3 | 19-24' | - | Yes | Yes | ROW | 37.382798 | -122.04362 |
| S-20-W | Bottlebrush | 04-11" | No | 3 | 19-24' | - | Yes | Yes | ROW | 37.382788 | -122.0436 |
| S-21-W | Flaxleaf paperbark | 06-11" | No | 2 | 19-24' | - | Yes | Yes | ROW | 37.382782 | -122.04358 |
| S-22-W | Bottlebrush | 04-11" | No | 3 | 19-24' | - | Yes | Yes | ROW | 37.382773 | -122.04356 |
| S-23-W | Bottlebrush | 04-11" | No | 3 | 19-24' | - | Yes | Yes | ROW | 37.382767 | -122.04354 |
| S-24-W | Bottlebrush | 04-11" | No | 3 | 19-24' | - | Yes | Yes | ROW | 37.382759 | -122.04351 |
| S-25-W | Bottlebrush | 04-11" | No | 3 | 19-24' | - | Yes | Yes | ROW | 37.38275 | -122.04349 |
| S-26-W | Flaxleaf paperbark | 18-23" | Yes | 3 | 19-24' | - | Yes | Yes | ROW | 37.382738 | -122.04346 |
| S-27-W | Bottlebrush | 04-11" | No | 3 | 19-24' | - | Yes | Yes | ROW | 37.382728 | -122.04342 |
| S-28-W | Bottlebrush | 04-11" | No | 3 | 19-24' | - | Yes | Yes | ROW | 37.382723 | -122.04339 |

Tree Inventory



| Tree ID | Common Name | DBH | Ptd. | Cond. | Trunk to Rail | Canopy to Rail | Impact | Remove | Location | Lat. | Long. |
|---------|--------------------|--------|------|-------|---------------|----------------|--------|--------|----------|-----------|------------|
| S-29-W | Bottlebrush | 04-11" | No | 3 | 19-24' | - | Yes | Yes | ROW | 37.38272 | -122.04338 |
| S-30-W | Bottlebrush | 04-11" | No | 3 | 19-24' | - | Yes | Yes | ROW | 37.382715 | -122.04336 |
| S-31-W | Compact myrtle | 04-11" | No | 3 | 14-18' | - | Yes | Yes | ROW | 37.382708 | -122.04333 |
| S-32-W | Bottlebrush | 04-11" | No | 3 | 19-24' | - | Yes | Yes | ROW | 37.382693 | -122.04328 |
| S-33-W | Bottlebrush | 04-11" | No | 3 | 19-24' | - | Yes | Yes | ROW | 37.382682 | -122.04326 |
| S-34-W | Bottlebrush | 04-11" | No | 3 | 19-24' | - | Yes | Yes | ROW | 37.382675 | -122.04323 |
| S-35-W | Bottlebrush | 04-11" | No | 3 | 19-24' | - | Yes | Yes | ROW | 37.382664 | -122.0432 |
| S-36-W | Bottlebrush | 04-11" | No | 3 | 19-24' | - | Yes | Yes | ROW | 37.382652 | -122.04317 |
| S-37-W | Bottlebrush | 04-11" | No | 3 | 19-24' | - | Yes | Yes | ROW | 37.382639 | -122.04313 |
| S-38-W | Bottlebrush | 04-11" | No | 3 | 19-24' | - | Yes | Yes | ROW | 37.38263 | -122.0431 |
| S-39-W | Bottlebrush | 04-11" | No | 3 | 19-24' | - | Yes | Yes | ROW | 37.382616 | -122.04307 |
| S-40-W | Bottlebrush | 04-11" | No | 3 | 19-24' | - | Yes | Yes | ROW | 37.38261 | -122.04304 |
| S-41-W | Bottlebrush | 04-11" | No | 3 | 19-24' | - | Yes | Yes | ROW | 37.382598 | -122.04301 |
| S-42-W | Bottlebrush | 04-11" | No | 3 | 19-24' | - | Yes | Yes | ROW | 37.382586 | -122.04297 |
| S-43-W | Bottlebrush | 04-11" | No | 3 | 19-24' | - | Yes | Yes | ROW | 37.382578 | -122.04295 |
| S-44-W | Bottlebrush | 04-11" | No | 3 | 19-24' | - | Yes | Yes | ROW | 37.382576 | -122.04293 |
| S-45-W | Bottlebrush | 04-11" | No | 3 | 19-24' | - | Yes | Yes | ROW | 37.38257 | -122.04291 |
| S-46-W | Bottlebrush | 04-11" | No | 3 | 19-24' | - | Yes | Yes | ROW | 37.382564 | -122.0429 |
| S-47-W | Bottlebrush | 04-11" | No | 3 | 19-24' | - | Yes | Yes | ROW | 37.382556 | -122.04288 |
| S-48-W | Bottlebrush | 04-11" | No | 3 | 19-24' | - | Yes | Yes | ROW | 37.38255 | -122.04286 |
| S-49-W | Bottlebrush | 04-11" | No | 3 | 19-24' | - | Yes | Yes | ROW | 37.382545 | -122.04283 |
| S-50-W | Bottlebrush | 04-11" | No | 3 | 19-24' | - | Yes | Yes | ROW | 37.382535 | -122.04281 |
| S-51-W | Bottlebrush | 04-11" | No | 3 | 19-24' | - | Yes | Yes | ROW | 37.382523 | -122.04278 |
| S-52-W | Bottlebrush | 04-11" | No | 3 | 19-24' | - | Yes | Yes | ROW | 37.382513 | -122.04275 |
| S-53-W | Bottlebrush | 04-11" | No | 3 | 19-24' | - | Yes | Yes | ROW | 37.382505 | -122.04272 |
| S-54-W | Bottlebrush | 04-11" | No | 3 | 19-24' | - | Yes | Yes | ROW | 37.382496 | -122.04269 |
| S-55-W | Bottlebrush | 04-11" | No | 3 | 19-24' | - | Yes | Yes | ROW | 37.382486 | -122.04266 |
| S-56-W | Bottlebrush | 04-11" | No | 3 | 19-24' | - | Yes | Yes | ROW | 37.382474 | -122.04262 |
| S-57-W | Bottlebrush | 04-11" | No | 3 | 19-24' | - | Yes | Yes | ROW | 37.382462 | -122.04259 |
| S-58-W | Flaxleaf paperbark | 06-11" | No | 2 | 19-24' | - | Yes | Yes | ROW | 37.382452 | -122.04257 |
| S-59-W | Bottlebrush | 04-11" | No | 3 | 19-24' | - | Yes | Yes | ROW | 37.382448 | -122.04254 |
| S-60-W | Bottlebrush | 04-11" | No | 3 | 19-24' | - | Yes | Yes | ROW | 37.382438 | -122.04252 |

Tree Inventory



| Tree ID | Common Name | DBH | Ptd. | Cond. | Trunk to Rail | Canopy to Rail | Impact | Remove | Location | Lat. | Long. |
|---------|------------------|--------|------|-------|---------------|----------------|--------|--------|----------|-----------|------------|
| S-61-W | Bottlebrush | 04-11" | No | 3 | 19-24' | - | Yes | Yes | ROW | 37.382431 | -122.04249 |
| S-62-W | Bottlebrush | 04-11" | No | 3 | 19-24' | - | Yes | Yes | ROW | 37.382419 | -122.04246 |
| S-63-W | Bottlebrush | 04-11" | No | 3 | 19-24' | - | Yes | Yes | ROW | 37.382407 | -122.04243 |
| S-64-W | Bottlebrush | 04-11" | No | 3 | 19-24' | - | Yes | Yes | ROW | 37.382397 | -122.0424 |
| S-65-W | Bottlebrush | 04-11" | No | 3 | 19-24' | - | Yes | Yes | ROW | 37.382392 | -122.04238 |
| S-66-W | Bottlebrush | 04-11" | No | 3 | 19-24' | - | Yes | Yes | ROW | 37.38238 | -122.04235 |
| S-67-W | Bottlebrush | 04-11" | No | 3 | 19-24' | - | Yes | Yes | ROW | 37.382373 | -122.04232 |
| S-68-W | Bottlebrush | 04-11" | No | 3 | 19-24' | - | Yes | Yes | ROW | 37.382366 | -122.0423 |
| S-69-W | Blackwood acacia | 30-35" | Yes | 1 | 19-24' | - | Yes | Yes | ROW | 37.382362 | -122.04228 |
| S-70-W | Bottlebrush | 04-11" | No | 3 | 19-24' | - | Yes | Yes | ROW | 37.382354 | -122.04226 |
| S-71-W | Bottlebrush | 04-11" | No | 3 | 19-24' | - | Yes | Yes | ROW | 37.382343 | -122.04224 |
| S-72-W | Bottlebrush | 04-11" | No | 3 | 19-24' | - | Yes | Yes | ROW | 37.382336 | -122.04222 |
| S-73-W | Bottlebrush | 04-11" | No | 3 | 19-24' | - | Yes | Yes | ROW | 37.382331 | -122.04219 |
| S-74-W | Bottlebrush | 04-11" | No | 3 | 19-24' | - | Yes | Yes | ROW | 37.382323 | -122.04217 |
| S-75-W | Bottlebrush | 04-11" | No | 3 | 19-24' | - | Yes | Yes | ROW | 37.382315 | -122.04215 |
| S-76-W | Bottlebrush | 04-11" | No | 3 | 19-24' | - | Yes | Yes | ROW | 37.382305 | -122.04211 |
| S-77-W | Bottlebrush | 04-11" | No | 3 | 19-24' | - | Yes | Yes | ROW | 37.382296 | -122.04209 |
| S-78-W | Bottlebrush | 04-11" | No | 3 | 19-24' | - | Yes | Yes | ROW | 37.382288 | -122.04207 |
| S-79-W | Bottlebrush | 04-11" | No | 3 | 19-24' | - | Yes | Yes | ROW | 37.382281 | -122.04205 |
| S-80-W | Bottlebrush | 04-11" | No | 3 | 19-24' | - | Yes | Yes | ROW | 37.382272 | -122.04203 |
| S-81-W | Bottlebrush | 04-11" | No | 3 | 19-24' | - | Yes | Yes | ROW | 37.382263 | -122.04199 |
| S-82-W | Bottlebrush | 04-11" | No | 3 | 19-24' | - | Yes | Yes | ROW | 37.38225 | -122.04196 |
| S-83-W | Bottlebrush | 04-11" | No | 3 | 19-24' | - | Yes | Yes | ROW | 37.382239 | -122.04192 |
| S-84-W | Bottlebrush | 04-11" | No | 3 | 19-24' | - | Yes | Yes | ROW | 37.382227 | -122.04188 |
| S-85-W | Bottlebrush | 04-11" | No | 3 | 19-24' | - | Yes | Yes | ROW | 37.382215 | -122.04184 |
| S-86-W | Bottlebrush | 04-11" | No | 3 | 19-24' | - | Yes | Yes | ROW | 37.382197 | -122.0418 |
| S-87-W | Bottlebrush | 04-11" | No | 3 | 19-24' | - | Yes | Yes | ROW | 37.382189 | -122.04177 |
| S-88-W | Bottlebrush | 04-11" | No | 3 | 19-24' | - | Yes | Yes | ROW | 37.382178 | -122.04173 |
| S-89-W | Bottlebrush | 04-11" | No | 3 | 19-24' | - | Yes | Yes | ROW | 37.382165 | -122.0417 |
| S-90-W | Bottlebrush | 04-11" | No | 3 | 19-24' | - | Yes | Yes | ROW | 37.382153 | -122.04166 |
| S-91-W | Bottlebrush | 04-11" | No | 3 | 19-24' | - | Yes | Yes | ROW | 37.382141 | -122.04162 |
| S-92-W | Bottlebrush | 04-11" | No | 3 | 19-24' | - | Yes | Yes | ROW | 37.382121 | -122.04157 |

Tree Inventory



| Tree ID | Common Name | DBH | Ptd. | Cond. | Trunk to Rail | Canopy to Rail | Impact | Remove | Location | Lat. | Long. |
|---------|--------------------|--------|------|-------|---------------|----------------|--------|--------|----------|-----------|------------|
| S-93-W | Bottlebrush | 04-11" | No | 3 | 19-24' | - | Yes | Yes | ROW | 37.382107 | -122.04151 |
| S-94-W | Bottlebrush | 04-11" | No | 3 | 19-24' | - | Yes | Yes | ROW | 37.382091 | -122.04146 |
| S-95-W | Bottlebrush | 04-11" | No | 3 | 19-24' | - | Yes | Yes | ROW | 37.382068 | -122.0414 |
| S-96-W | Flaxleaf paperbark | 18-23" | Yes | 4 | 19-24' | - | Yes | Yes | ROW | 37.382051 | -122.04133 |
| S-97-W | Flaxleaf paperbark | 18-23" | Yes | 4 | 19-24' | - | Yes | Yes | ROW | 37.382022 | -122.04124 |
| S-98-W | Bottlebrush | 04-11" | No | 3 | 19-24' | - | Yes | Yes | ROW | 37.382001 | -122.04119 |
| S-99-W | Bottlebrush | 04-11" | No | 3 | 19-24' | - | Yes | Yes | ROW | 37.381988 | -122.04115 |
| S-100-W | Bottlebrush | 04-11" | No | 3 | 19-24' | - | Yes | Yes | ROW | 37.38198 | -122.04112 |
| S-101-W | Bottlebrush | 04-11" | No | 3 | 19-24' | - | Yes | Yes | ROW | 37.38197 | -122.04109 |
| S-102-W | Compact myrtle | 04-11" | No | 3 | 19-24' | - | Yes | Yes | ROW | 37.381952 | -122.04106 |
| S-103-W | Bottlebrush | 04-11" | No | 3 | 19-24' | - | Yes | Yes | ROW | 37.381945 | -122.04103 |
| S-104-W | Bottlebrush | 04-11" | No | 3 | 19-24' | - | Yes | Yes | ROW | 37.381934 | -122.041 |
| S-105-W | Bottlebrush | 04-11" | No | 3 | 19-24' | - | Yes | Yes | ROW | 37.381925 | -122.04098 |
| S-106-W | Bottlebrush | 04-11" | No | 3 | 19-24' | - | Yes | Yes | ROW | 37.381916 | -122.04095 |
| S-107-W | Bottlebrush | 04-11" | No | 3 | 19-24' | - | Yes | Yes | ROW | 37.381907 | -122.04092 |
| S-108-W | Bottlebrush | 04-11" | No | 3 | 19-24' | - | Yes | Yes | ROW | 37.381901 | -122.0409 |
| S-109-W | Bottlebrush | 04-11" | No | 3 | 19-24' | - | Yes | Yes | ROW | 37.381895 | -122.04088 |
| S-110-W | Bottlebrush | 04-11" | No | 3 | 19-24' | - | Yes | Yes | ROW | 37.381888 | -122.04085 |
| S-111-W | Bottlebrush | 04-11" | No | 3 | 19-24' | - | Yes | Yes | ROW | 37.381885 | -122.04083 |
| S-112-W | Crape myrtle | 04-11" | No | 4 | 24-29' | - | Yes | 25% | ROW | 37.381864 | -122.04076 |
| S-113-W | Crape myrtle | 04-11" | No | 4 | 24-29' | - | Yes | 25% | ROW | 37.38184 | -122.04071 |
| S-114-W | Bottlebrush | 04-11" | No | 3 | 19-24' | - | Yes | Yes | ROW | 37.381834 | -122.04068 |
| S-115-W | Bottlebrush | 04-11" | No | 3 | 19-24' | - | Yes | Yes | ROW | 37.381826 | -122.04067 |
| S-116-W | Bottlebrush | 04-11" | No | 3 | 19-24' | - | Yes | Yes | ROW | 37.381822 | -122.04065 |
| S-117-W | Bottlebrush | 04-11" | No | 3 | 19-24' | - | Yes | Yes | ROW | 37.381815 | -122.04064 |
| S-118-W | Crape myrtle | 04-11" | No | 4 | 24-29' | - | Yes | 25% | ROW | 37.381804 | -122.04063 |
| S-119-W | Bottlebrush | 04-11" | No | 3 | 19-24' | - | Yes | Yes | ROW | 37.381799 | -122.0406 |
| S-120-W | Bottlebrush | 04-11" | No | 3 | 19-24' | - | Yes | Yes | ROW | 37.381793 | -122.04058 |
| S-121-W | Bottlebrush | 04-11" | No | 3 | 19-24' | - | Yes | Yes | ROW | 37.381787 | -122.04056 |
| S-122-W | Bottlebrush | 04-11" | No | 3 | 19-24' | - | Yes | Yes | ROW | 37.381776 | -122.04053 |
| S-123-W | Bottlebrush | 04-11" | No | 3 | 19-24' | - | Yes | Yes | ROW | 37.38177 | -122.0405 |
| S-124-W | Bottlebrush | 04-11" | No | 3 | 19-24' | - | Yes | Yes | ROW | 37.381762 | -122.04048 |

Tree Inventory



| Tree ID | Common Name | DBH | Ptd. | Cond. | Trunk to Rail | Canopy to Rail | Impact | Remove | Location | Lat. | Long. |
|---------|----------------|--------|------|-------|---------------|----------------|--------|--------|----------|-----------|------------|
| S-125-W | Bottlebrush | 04-11" | No | 3 | 19-24' | - | Yes | Yes | ROW | 37.381756 | -122.04045 |
| S-126-W | Bottlebrush | 04-11" | No | 3 | 19-24' | - | Yes | Yes | ROW | 37.381749 | -122.04043 |
| S-127-W | Compact myrtle | 04-11" | No | 3 | 19-24' | - | Yes | Yes | ROW | 37.381735 | -122.04041 |
| S-128-W | Bottlebrush | 04-11" | No | 3 | 19-24' | - | Yes | Yes | ROW | 37.38173 | -122.04038 |
| S-129-W | Bottlebrush | 04-11" | No | 3 | 19-24' | - | Yes | Yes | ROW | 37.381744 | -122.04042 |
| S-130-W | Bottlebrush | 04-11" | No | 3 | 19-24' | - | Yes | Yes | ROW | 37.381728 | -122.04035 |
| S-131-W | Bottlebrush | 04-11" | No | 3 | 19-24' | - | Yes | Yes | ROW | 37.381722 | -122.04033 |
| S-132-W | Bottlebrush | 04-11" | No | 3 | 19-24' | - | Yes | Yes | ROW | 37.38171 | -122.0403 |
| S-133-W | Bottlebrush | 04-11" | No | 3 | 19-24' | - | Yes | Yes | ROW | 37.381706 | -122.04028 |
| S-134-W | Evergreen ash | 04-11" | No | 3 | 19-24' | - | Yes | Yes | ROW | 37.381682 | -122.04023 |
| S-135-W | Bottlebrush | 04-11" | No | 3 | 19-24' | - | Yes | Yes | ROW | 37.381657 | -122.04017 |
| S-136-W | Bottlebrush | 04-11" | No | 3 | 19-24' | - | Yes | Yes | ROW | 37.381672 | -122.0402 |
| S-137-W | Crape myrtle | 04-11" | No | 5 | 19-24' | - | Yes | Yes | ROW | 37.381646 | -122.04015 |
| S-138-W | Bottlebrush | 04-11" | No | 3 | 19-24' | - | Yes | Yes | ROW | 37.381629 | -122.04011 |
| S-139-W | Bottlebrush | 04-11" | No | 3 | 19-24' | - | Yes | Yes | ROW | 37.381628 | -122.04009 |
| S-140-W | Bottlebrush | 04-11" | No | 3 | 19-24' | - | Yes | Yes | ROW | 37.38163 | -122.04007 |
| S-141-W | Coast Live Oak | 04-11" | No | 4 | 19-24' | - | Yes | Yes | ROW | 37.381631 | -122.04006 |
| S-142-W | Bottlebrush | 04-11" | No | 3 | 19-24' | - | Yes | Yes | ROW | 37.38162 | -122.04003 |
| S-143-W | Bottlebrush | 04-11" | No | 3 | 19-24' | - | Yes | Yes | ROW | 37.381612 | -122.04002 |
| S-144-W | Bottlebrush | 04-11" | No | 3 | 19-24' | - | Yes | Yes | ROW | 37.381606 | -122.04 |
| S-145-W | Bottlebrush | 04-11" | No | 3 | 19-24' | - | Yes | Yes | ROW | 37.381597 | -122.03997 |
| S-146-W | Bottlebrush | 04-11" | No | 3 | 19-24' | - | Yes | Yes | ROW | 37.381589 | -122.03994 |
| S-147-W | Bottlebrush | 04-11" | No | 3 | 19-24' | - | Yes | Yes | ROW | 37.381579 | -122.0399 |
| S-148-W | Bottlebrush | 04-11" | No | 3 | 19-24' | - | Yes | Yes | ROW | 37.381567 | -122.03987 |
| S-149-W | Bottlebrush | 04-11" | No | 3 | 19-24' | - | Yes | Yes | ROW | 37.381558 | -122.03984 |
| S-150-W | Bottlebrush | 04-11" | No | 3 | 19-24' | - | Yes | Yes | ROW | 37.381547 | -122.0398 |
| S-151-W | Crape myrtle | 04-11" | No | 4 | 19-24' | - | Yes | Yes | ROW | 37.381545 | -122.03977 |
| S-152-W | Bottlebrush | 04-11" | No | 3 | 19-24' | - | Yes | Yes | ROW | 37.381532 | -122.03974 |
| S-153-W | Bottlebrush | 04-11" | No | 3 | 19-24' | - | Yes | Yes | ROW | 37.381518 | -122.03971 |
| S-154-W | Bottlebrush | 04-11" | No | 3 | 19-24' | - | Yes | Yes | ROW | 37.381509 | -122.03968 |
| S-155-W | Bottlebrush | 04-11" | No | 3 | 19-24' | - | Yes | Yes | ROW | 37.381496 | -122.03965 |
| S-156-W | Bottlebrush | 04-11" | No | 3 | 19-24' | - | Yes | Yes | ROW | 37.381484 | -122.03962 |

Tree Inventory



| Tree ID | Common Name | DBH | Ptd. | Cond. | Trunk to Rail | Canopy to Rail | Impact | Remove | Location | Lat. | Long. |
|---------|--------------------|--------|------|-------|---------------|----------------|--------|--------|----------|-----------|------------|
| S-157-W | Bottlebrush | 04-11" | No | 3 | 19-24' | - | Yes | Yes | ROW | 37.381473 | -122.03957 |
| S-158-W | Bottlebrush | 04-11" | No | 3 | 19-24' | - | Yes | Yes | ROW | 37.381458 | -122.03953 |
| S-159-W | Bottlebrush | 04-11" | No | 3 | 19-24' | - | Yes | Yes | ROW | 37.381447 | -122.0395 |
| S-160-W | Bottlebrush | 04-11" | No | 3 | 19-24' | - | Yes | Yes | ROW | 37.381441 | -122.03947 |
| S-161-W | Bottlebrush | 04-11" | No | 3 | 19-24' | - | Yes | Yes | ROW | 37.381436 | -122.03945 |
| S-162-W | Evergreen ash | 04-11" | No | 3 | 19-24' | - | Yes | Yes | ROW | 37.381431 | -122.03942 |
| S-163-W | Bottlebrush | 04-11" | No | 3 | 19-24' | - | Yes | Yes | ROW | 37.381396 | -122.03933 |
| S-164-W | Bottlebrush | 04-11" | No | 3 | 19-24' | - | Yes | Yes | ROW | 37.381392 | -122.03932 |
| S-165-W | Flaxleaf paperbark | 12-17" | Yes | 2 | 19-24' | - | Yes | Yes | ROW | 37.381384 | -122.03931 |
| S-166-W | Flaxleaf paperbark | 18-23" | Yes | 4 | 19-24' | - | Yes | Yes | ROW | 37.381378 | -122.03929 |
| S-167-W | Flaxleaf paperbark | 12-17" | Yes | 4 | 19-24' | - | Yes | Yes | ROW | 37.381368 | -122.03927 |
| S-168-W | Evergreen ash | 04-11" | No | 4 | 19-24' | - | Yes | Yes | ROW | 37.38135 | -122.03924 |
| S-169-W | Bottlebrush | 04-11" | No | 3 | 19-24' | - | Yes | Yes | ROW | 37.381349 | -122.03922 |
| S-170-W | Bottlebrush | 04-11" | No | 3 | 19-24' | - | Yes | Yes | ROW | 37.381341 | -122.0392 |
| S-171-W | Bottlebrush | 04-11" | No | 3 | 19-24' | - | Yes | Yes | ROW | 37.381338 | -122.03919 |
| S-172-W | Bottlebrush | 04-11" | No | 3 | 19-24' | - | Yes | Yes | ROW | 37.381335 | -122.03918 |
| S-173-W | Bottlebrush | 04-11" | No | 3 | 19-24' | - | Yes | Yes | ROW | 37.381329 | -122.03916 |
| S-174-W | Bottlebrush | 04-11" | No | 3 | 19-24' | - | Yes | Yes | ROW | 37.381324 | -122.03915 |
| S-175-W | Bottlebrush | 04-11" | No | 3 | 19-24' | - | Yes | Yes | ROW | 37.381319 | -122.03913 |
| S-176-W | Bottlebrush | 04-11" | No | 3 | 19-24' | - | Yes | Yes | ROW | 37.381315 | -122.03911 |
| S-177-W | Evergreen ash | 04-11" | No | 3 | 19-24' | - | Yes | Yes | ROW | 37.3813 | -122.03909 |
| S-178-W | Coast Live Oak | 04-11" | No | 3 | 19-24' | - | Yes | Yes | ROW | 37.381294 | -122.03908 |
| S-179-W | Bottlebrush | 04-11" | No | 3 | 19-24' | - | Yes | Yes | ROW | 37.381293 | -122.03904 |
| S-180-W | Bottlebrush | 04-11" | No | 3 | 19-24' | - | Yes | Yes | ROW | 37.381283 | -122.03901 |
| S-181-W | Bottlebrush | 04-11" | No | 3 | 19-24' | - | Yes | Yes | ROW | 37.381275 | -122.03898 |
| S-182-W | Bottlebrush | 04-11" | No | 3 | 19-24' | - | Yes | Yes | ROW | 37.381262 | -122.03894 |
| S-183-W | Bottlebrush | 04-11" | No | 3 | 19-24' | - | Yes | Yes | ROW | 37.381251 | -122.03891 |
| S-184-W | Flaxleaf paperbark | 18-23" | Yes | 4 | 19-24' | - | Yes | Yes | ROW | 37.381232 | -122.03886 |
| S-185-W | African sumac | 04-11" | No | 3 | 19-24' | - | Yes | Yes | ROW | 37.381218 | -122.03881 |
| S-186-W | Flaxleaf paperbark | 12-17" | Yes | 4 | 24-29' | - | Yes | 25% | ROW | 37.381195 | -122.03876 |
| S-187-W | Bottlebrush | 04-11" | No | 3 | 19-24' | - | Yes | Yes | ROW | 37.381188 | -122.03872 |
| S-188-W | Bottlebrush | 04-11" | No | 3 | 19-24' | - | Yes | Yes | ROW | 37.381175 | -122.0387 |

Tree Inventory



| Tree ID | Common Name | DBH | Ptd. | Cond. | Trunk to Rail | Canopy to Rail | Impact | Remove | Location | Lat. | Long. |
|---------|--------------------|--------|------|-------|---------------|----------------|--------|--------|----------|-----------|------------|
| S-189-W | Bottlebrush | 04-11" | No | 3 | 19-24' | - | Yes | Yes | ROW | 37.381166 | -122.03866 |
| S-190-W | Bottlebrush | 04-11" | No | 3 | 19-24' | - | Yes | Yes | ROW | 37.381157 | -122.03864 |
| S-191-W | Bottlebrush | 04-11" | No | 3 | 19-24' | - | Yes | Yes | ROW | 37.38115 | -122.03861 |
| S-192-W | Bottlebrush | 04-11" | No | 3 | 19-24' | - | Yes | Yes | ROW | 37.381144 | -122.0386 |
| S-193-W | Bottlebrush | 04-11" | No | 3 | 19-24' | - | Yes | Yes | ROW | 37.381135 | -122.03857 |
| S-194-W | Bottlebrush | 04-11" | No | 3 | 19-24' | - | Yes | Yes | ROW | 37.381127 | -122.03855 |
| S-195-W | Bottlebrush | 04-11" | No | 3 | 19-24' | - | Yes | Yes | ROW | 37.381122 | -122.03853 |
| S-196-W | Bottlebrush | 04-11" | No | 3 | 19-24' | - | Yes | Yes | ROW | 37.381113 | -122.0385 |
| S-197-W | Bottlebrush | 04-11" | No | 3 | 19-24' | - | Yes | Yes | ROW | 37.381104 | -122.03848 |
| S-198-W | Bottlebrush | 04-11" | No | 3 | 19-24' | - | Yes | Yes | ROW | 37.381098 | -122.03846 |
| S-199-W | Bottlebrush | 04-11" | No | 3 | 19-24' | - | Yes | Yes | ROW | 37.381093 | -122.03844 |
| S-200-W | Bottlebrush | 04-11" | No | 3 | 19-24' | - | Yes | Yes | ROW | 37.381086 | -122.03843 |
| S-201-W | Flaxleaf paperbark | 18-23" | Yes | 4 | 24-29' | - | Yes | 25% | ROW | 37.381067 | -122.03839 |
| S-202-W | Flaxleaf paperbark | 18-23" | Yes | 4 | 24-29' | - | Yes | 25% | ROW | 37.38106 | -122.03836 |
| S-203-W | Flaxleaf paperbark | 18-23" | Yes | 3 | 24-29' | - | Yes | 25% | ROW | 37.381054 | -122.03835 |
| S-204-W | Bottlebrush | 04-11" | No | 3 | 19-24' | - | Yes | Yes | ROW | 37.381049 | -122.03833 |
| S-205-W | Bottlebrush | 04-11" | No | 3 | 19-24' | - | Yes | Yes | ROW | 37.381044 | -122.03831 |
| S-206-W | Bottlebrush | 04-11" | No | 3 | 19-24' | - | Yes | Yes | ROW | 37.381037 | -122.03828 |
| S-207-W | Bottlebrush | 04-11" | No | 3 | 19-24' | - | Yes | Yes | ROW | 37.381029 | -122.03826 |
| S-208-W | Bottlebrush | 04-11" | No | 3 | 19-24' | - | Yes | Yes | ROW | 37.381023 | -122.03823 |
| S-209-W | Bottlebrush | 04-11" | No | 3 | 19-24' | - | Yes | Yes | ROW | 37.381013 | -122.0382 |
| S-210-W | Bottlebrush | 04-11" | No | 3 | 19-24' | - | Yes | Yes | ROW | 37.381001 | -122.03817 |
| S-211-W | Bottlebrush | 04-11" | No | 3 | 19-24' | - | Yes | Yes | ROW | 37.380992 | -122.03814 |
| S-212-W | Bottlebrush | 04-11" | No | 3 | 19-24' | - | Yes | Yes | ROW | 37.380984 | -122.03811 |
| S-213-W | Bottlebrush | 04-11" | No | 3 | 19-24' | - | Yes | Yes | ROW | 37.380975 | -122.03809 |
| S-214-W | Bottlebrush | 04-11" | No | 3 | 19-24' | - | Yes | Yes | ROW | 37.380967 | -122.03806 |
| S-215-W | Holly Oak | 04-11" | No | 3 | 19-24' | - | Yes | Yes | ROW | 37.38096 | -122.03805 |
| S-216-W | Bottlebrush | 04-11" | No | 3 | 19-24' | - | Yes | Yes | ROW | 37.380954 | -122.03802 |
| S-217-W | Bottlebrush | 04-11" | No | 3 | 19-24' | - | Yes | Yes | ROW | 37.380941 | -122.03798 |
| S-218-W | Bottlebrush | 04-11" | No | 3 | 19-24' | - | Yes | Yes | ROW | 37.380926 | -122.03794 |
| S-219-W | Flaxleaf paperbark | 24-30" | Yes | 3 | 24-29' | - | Yes | 25% | ROW | 37.380901 | -122.0379 |
| S-220-W | Bottlebrush | 04-11" | No | 3 | 19-24' | - | Yes | Yes | ROW | 37.380891 | -122.03784 |

Tree Inventory



| Tree ID | Common Name | DBH | Ptd. | Cond. | Trunk to Rail | Canopy to Rail | Impact | Remove | Location | Lat. | Long. |
|---------|--------------------|--------|------|-------|---------------|----------------|--------|--------|----------|-----------|------------|
| S-221-W | Bottlebrush | 04-11" | No | 3 | 19-24' | - | Yes | Yes | ROW | 37.380883 | -122.03781 |
| S-222-W | Bottlebrush | 04-11" | No | 3 | 19-24' | - | Yes | Yes | ROW | 37.380875 | -122.03778 |
| S-223-W | Bottlebrush | 04-11" | No | 3 | 19-24' | - | Yes | Yes | ROW | 37.380868 | -122.03775 |
| S-224-W | Bottlebrush | 04-11" | No | 3 | 19-24' | - | Yes | Yes | ROW | 37.380857 | -122.03772 |
| S-225-W | Bottlebrush | 04-11" | No | 3 | 19-24' | - | Yes | Yes | ROW | 37.380844 | -122.03769 |
| S-226-W | Bottlebrush | 04-11" | No | 3 | 19-24' | - | Yes | Yes | ROW | 37.380839 | -122.03767 |
| S-227-W | Bottlebrush | 04-11" | No | 3 | 19-24' | - | Yes | Yes | ROW | 37.380833 | -122.03765 |
| S-228-W | Bottlebrush | 04-11" | No | 3 | 19-24' | - | Yes | Yes | ROW | 37.380828 | -122.03763 |
| S-229-W | Bottlebrush | 04-11" | No | 3 | 19-24' | - | Yes | Yes | ROW | 37.380817 | -122.0376 |
| S-230-W | Bottlebrush | 04-11" | No | 3 | 19-24' | - | Yes | Yes | ROW | 37.380808 | -122.03758 |
| S-231-W | Bottlebrush | 04-11" | No | 3 | 19-24' | - | Yes | Yes | ROW | 37.380802 | -122.03756 |
| S-232-W | Bottlebrush | 04-11" | No | 3 | 19-24' | - | Yes | Yes | ROW | 37.380794 | -122.03754 |
| S-233-W | Bottlebrush | 04-11" | No | 3 | 19-24' | - | Yes | Yes | ROW | 37.380787 | -122.03751 |
| S-234-W | Flaxleaf paperbark | 24-30" | Yes | 3 | 24-29' | - | Yes | 25% | ROW | 37.380752 | -122.03743 |
| S-235-W | Bottlebrush | 04-11" | No | 3 | 19-24' | - | Yes | Yes | ROW | 37.380744 | -122.03738 |
| S-236-W | Bottlebrush | 04-11" | No | 3 | 19-24' | - | Yes | Yes | ROW | 37.380735 | -122.03736 |
| S-237-W | Bottlebrush | 04-11" | No | 3 | 19-24' | - | Yes | Yes | ROW | 37.380727 | -122.03733 |
| S-238-W | Bottlebrush | 04-11" | No | 3 | 19-24' | - | Yes | Yes | ROW | 37.380718 | -122.0373 |
| S-239-W | Bottlebrush | 04-11" | No | 3 | 19-24' | - | Yes | Yes | ROW | 37.380705 | -122.03726 |
| S-240-W | Crape myrtle | 04-11" | No | 4 | 24-29' | - | Yes | 25% | ROW | 37.380684 | -122.03722 |
| S-241-W | Bottlebrush | 04-11" | No | 3 | 19-24' | - | Yes | Yes | ROW | 37.380675 | -122.03719 |
| S-242-W | Bottlebrush | 04-11" | No | 3 | 19-24' | - | Yes | Yes | ROW | 37.380669 | -122.03716 |
| S-243-W | Bottlebrush | 04-11" | No | 3 | 19-24' | - | Yes | Yes | ROW | 37.380659 | -122.03714 |
| S-244-W | Bottlebrush | 04-11" | No | 3 | 19-24' | - | Yes | Yes | ROW | 37.380648 | -122.0371 |
| S-245-W | Bottlebrush | 04-11" | No | 3 | 19-24' | - | Yes | Yes | ROW | 37.380638 | -122.03707 |
| S-246-W | Bottlebrush | 04-11" | No | 3 | 19-24' | - | Yes | Yes | ROW | 37.380628 | -122.03704 |
| S-247-W | Bottlebrush | 04-11" | No | 3 | 19-24' | - | Yes | Yes | ROW | 37.380621 | -122.03702 |
| S-248-W | Bottlebrush | 04-11" | No | 3 | 19-24' | - | Yes | Yes | ROW | 37.380613 | -122.03699 |
| S-249-W | Crape myrtle | 04-11" | No | 4 | 24-29' | - | Yes | 25% | ROW | 37.3806 | -122.03696 |
| S-250-W | Bottlebrush | 04-11" | No | 3 | 19-24' | - | Yes | Yes | ROW | 37.380596 | -122.03693 |
| S-251-W | Bottlebrush | 04-11" | No | 3 | 19-24' | - | Yes | Yes | ROW | 37.380585 | -122.0369 |
| S-252-W | Bottlebrush | 04-11" | No | 3 | 19-24' | - | Yes | Yes | ROW | 37.380576 | -122.03687 |

Tree Inventory



| Tree ID | Common Name | DBH | Ptd. | Cond. | Trunk to Rail | Canopy to Rail | Impact | Remove | Location | Lat. | Long. |
|---------|--------------------|--------|------|-------|---------------|----------------|--------|--------|----------|-----------|------------|
| S-253-W | Flaxleaf paperbark | 04-11" | No | 4 | 24-29' | - | Yes | 25% | ROW | 37.38056 | -122.03685 |
| S-254-W | Chinese elm | 18-23" | No | 2 | 24-29' | - | Yes | 25% | ROW | 37.380544 | -122.03681 |
| S-255-W | Coast Live Oak | 04-11" | No | 4 | 19-24' | - | Yes | Yes | ROW | 37.380524 | -122.03672 |
| S-256-W | Bottlebrush | 04-11" | No | 3 | 19-24' | - | Yes | Yes | ROW | 37.380514 | -122.03668 |
| S-257-W | Bottlebrush | 04-11" | No | 3 | 19-24' | - | Yes | Yes | ROW | 37.380507 | -122.03666 |
| S-258-W | Bottlebrush | 04-11" | No | 3 | 19-24' | - | Yes | Yes | ROW | 37.380501 | -122.03664 |
| S-259-W | Bottlebrush | 04-11" | No | 3 | 19-24' | - | Yes | Yes | ROW | 37.380492 | -122.03661 |
| S-260-W | Bottlebrush | 04-11" | No | 3 | 19-24' | - | Yes | Yes | ROW | 37.380483 | -122.03659 |
| S-261-W | Bottlebrush | 04-11" | No | 3 | 19-24' | - | Yes | Yes | ROW | 37.380476 | -122.03657 |
| S-262-W | Bottlebrush | 04-11" | No | 3 | 19-24' | - | Yes | Yes | ROW | 37.380467 | -122.03654 |
| S-263-W | Bottlebrush | 04-11" | No | 3 | 19-24' | - | Yes | Yes | ROW | 37.380459 | -122.03652 |
| S-264-W | Bottlebrush | 04-11" | No | 3 | 19-24' | - | Yes | Yes | ROW | 37.380452 | -122.0365 |
| S-265-W | Bottlebrush | 04-11" | No | 3 | 19-24' | - | Yes | Yes | ROW | 37.380445 | -122.03648 |
| S-266-W | Flaxleaf paperbark | 12-17" | No | 1 | 24-29' | - | Yes | 25% | ROW | 37.380429 | -122.03647 |
| S-267-W | Bottlebrush | 04-11" | No | 3 | 19-24' | - | Yes | Yes | ROW | 37.380427 | -122.03643 |
| S-268-W | Bottlebrush | 04-11" | No | 3 | 19-24' | - | Yes | Yes | ROW | 37.380416 | -122.03639 |
| S-269-W | Bottlebrush | 04-11" | No | 3 | 19-24' | - | Yes | Yes | ROW | 37.380411 | -122.03637 |
| S-270-W | Crape myrtle | 04-11" | No | 4 | 24-29' | - | Yes | 25% | ROW | 37.3804 | -122.03635 |
| S-271-W | Bottlebrush | 04-11" | No | 3 | 19-24' | - | Yes | Yes | ROW | 37.380395 | -122.03632 |
| S-272-W | Bottlebrush | 04-11" | No | 3 | 19-24' | - | Yes | Yes | ROW | 37.380385 | -122.03631 |
| S-273-W | Bottlebrush | 04-11" | No | 3 | 19-24' | - | Yes | Yes | ROW | 37.380378 | -122.03629 |
| S-274-W | Bottlebrush | 04-11" | No | 3 | 19-24' | - | Yes | Yes | ROW | 37.380373 | -122.03626 |
| S-275-W | Bottlebrush | 04-11" | No | 3 | 19-24' | - | Yes | Yes | ROW | 37.380366 | -122.03624 |
| S-276-W | Bottlebrush | 04-11" | No | 3 | 19-24' | - | Yes | Yes | ROW | 37.38036 | -122.03623 |
| S-277-W | Bottlebrush | 04-11" | No | 3 | 19-24' | - | Yes | Yes | ROW | 37.380353 | -122.03621 |
| S-278-W | Coast Live Oak | 12-17" | Yes | 4 | 19-24' | - | Yes | Yes | ROW | 37.380341 | -122.0362 |
| S-279-W | Bottlebrush | 04-11" | No | 3 | 19-24' | - | Yes | Yes | ROW | 37.380325 | -122.03615 |
| S-280-W | Bottlebrush | 04-11" | No | 3 | 19-24' | - | Yes | Yes | ROW | 37.380322 | -122.03614 |
| S-281-W | Bottlebrush | 04-11" | No | 3 | 19-24' | - | Yes | Yes | ROW | 37.380317 | -122.03612 |
| S-282-W | Bottlebrush | 04-11" | No | 3 | 19-24' | - | Yes | Yes | ROW | 37.380313 | -122.0361 |
| S-283-W | Crape myrtle | 04-11" | No | 5 | 24-29' | - | Yes | 25% | ROW | 37.380299 | -122.03609 |
| S-284-W | Bottlebrush | 04-11" | No | 3 | 19-24' | - | Yes | Yes | ROW | 37.380273 | -122.036 |

Tree Inventory



| Tree ID | Common Name | DBH | Ptd. | Cond. | Trunk to Rail | Canopy to Rail | Impact | Remove | Location | Lat. | Long. |
|---------|------------------|--------|------|-------|---------------|----------------|--------|--------|----------|-----------|------------|
| S-285-W | Crape myrtle | 04-11" | No | 5 | 24-29' | - | Yes | 25% | ROW | 37.380258 | -122.03595 |
| S-286-W | Coast Live Oak | 04-11" | Yes | 4 | 19-24' | - | Yes | Yes | ROW | 37.380247 | -122.03592 |
| S-287-W | Coast Live Oak | 04-11" | No | 4 | 19-24' | - | Yes | Yes | ROW | 37.380247 | -122.0359 |
| S-288-W | Bottlebrush | 04-11" | No | 3 | 19-24' | - | Yes | Yes | ROW | 37.380242 | -122.03588 |
| S-289-W | Bottlebrush | 04-11" | No | 3 | 19-24' | - | Yes | Yes | ROW | 37.380239 | -122.03587 |
| S-290-W | Bottlebrush | 04-11" | No | 3 | 19-24' | - | Yes | Yes | ROW | 37.380228 | -122.03583 |
| S-291-W | Bottlebrush | 04-11" | No | 3 | 19-24' | - | Yes | Yes | ROW | 37.380218 | -122.03581 |
| S-292-W | Bottlebrush | 04-11" | No | 3 | 19-24' | - | Yes | Yes | ROW | 37.380211 | -122.03578 |
| S-293-W | Bottlebrush | 04-11" | No | 3 | 19-24' | - | Yes | Yes | ROW | 37.380201 | -122.03576 |
| S-294-W | Bottlebrush | 04-11" | No | 3 | 19-24' | - | Yes | Yes | ROW | 37.380197 | -122.03574 |
| S-295-W | Bottlebrush | 04-11" | No | 3 | 19-24' | - | Yes | Yes | ROW | 37.380192 | -122.03573 |
| S-296-W | Bottlebrush | 04-11" | No | 3 | 19-24' | - | Yes | Yes | ROW | 37.38019 | -122.03571 |
| S-297-W | Bottlebrush | 04-11" | No | 3 | 19-24' | - | Yes | Yes | ROW | 37.380181 | -122.03569 |
| S-298-W | Bottlebrush | 04-11" | No | 3 | 19-24' | - | Yes | Yes | ROW | 37.380173 | -122.03567 |
| S-299-W | Coast Live Oak | 18-23" | Yes | 3 | 19-24' | - | Yes | Yes | ROW | 37.38017 | -122.03566 |
| S-300-W | Bottlebrush | 04-11" | No | 3 | 19-24' | - | Yes | Yes | ROW | 37.380165 | -122.03564 |
| S-301-W | Bottlebrush | 04-11" | No | 3 | 19-24' | - | Yes | Yes | ROW | 37.380159 | -122.03562 |
| S-302-W | Bottlebrush | 04-11" | No | 3 | 19-24' | - | Yes | Yes | ROW | 37.380155 | -122.03561 |
| S-303-W | Bottlebrush | 04-11" | No | 3 | 19-24' | - | Yes | Yes | ROW | 37.380154 | -122.0356 |
| S-304-W | Bottlebrush | 04-11" | No | 3 | 19-24' | - | Yes | Yes | ROW | 37.38015 | -122.03559 |
| S-305-W | Coast Live Oak | 18-23" | Yes | 3 | 19-24' | - | Yes | Yes | ROW | 37.38014 | -122.03556 |
| S-306-W | Coast Live Oak | 24-30" | Yes | 4 | 19-24' | - | Yes | Yes | ROW | 37.380095 | -122.03545 |
| S-307-W | Mexican fan palm | 12-17" | Yes | 5 | 14-18' | - | Yes | Yes | ROW | 37.379931 | -122.03494 |
| S-308-W | Hopseed | 04-11" | No | 2 | 19-24' | - | Yes | Yes | ROW | 37.379795 | -122.0345 |
| S-309-W | Mexican fan palm | 24-30" | Yes | 5 | 19-24' | - | Yes | Yes | ROW | 37.379736 | -122.03436 |
| S-310-W | Mexican fan palm | 12-17" | Yes | 5 | 19-24' | - | Yes | Yes | ROW | 37.379641 | -122.03406 |
| S-311-W | Mexican fan palm | 12-17" | Yes | 5 | 19-24' | - | Yes | Yes | ROW | 37.379631 | -122.03406 |
| S-312-W | Mexican fan palm | 12-17" | Yes | 5 | 19-24' | - | Yes | Yes | ROW | 37.379638 | -122.03405 |
| S-313-W | Mexican fan palm | 12-17" | Yes | 5 | 19-24' | - | Yes | Yes | ROW | 37.379643 | -122.03403 |
| S-314-W | Mexican fan palm | 12-17" | Yes | 5 | 19-24' | - | Yes | Yes | ROW | 37.379627 | -122.03403 |
| S-315-W | Mexican fan palm | 18-23" | Yes | 5 | 19-24' | - | Yes | Yes | ROW | 37.379589 | -122.03391 |
| S-316-W | Purple leaf plum | 04-11" | No | 2 | 24-29' | - | Yes | 25% | Private | 37.373647 | -122.01534 |

Tree Inventory



| Tree ID | Common Name | DBH | Ptd. | Cond. | Trunk to Rail | Canopy to Rail | Impact | Remove | Location | Lat. | Long. |
|---------|------------------|--------|------|-------|---------------|----------------|--------|--------|----------|-----------|------------|
| S-317-W | Purple leaf plum | 04-11" | No | 2 | 24-29' | - | Yes | 25% | Private | 37.373635 | -122.01531 |
| S-318-W | Purple leaf plum | 04-11" | No | 2 | 24-29' | - | Yes | 25% | Private | 37.373611 | -122.01518 |
| S-319-W | Coast Redwood | 24-30" | Yes | 5 | 19-24' | - | Yes | Yes | Private | 37.373593 | -122.01509 |
| S-320-W | Coast Redwood | 18-23" | Yes | 5 | 19-24' | - | Yes | Yes | Private | 37.373579 | -122.01503 |
| S-321-W | Coast Redwood | 24-30" | Yes | 5 | 19-24' | - | Yes | Yes | Private | 37.373572 | -122.015 |
| S-322-W | Coast Redwood | 18-23" | Yes | 5 | 19-24' | - | Yes | Yes | Private | 37.373565 | -122.01497 |
| S-323-W | Coast Redwood | 24-30" | Yes | 4 | 19-24' | - | Yes | Yes | Private | 37.37355 | -122.0149 |
| S-324-W | Coast Redwood | 24-30" | Yes | 5 | 19-24' | - | Yes | Yes | Private | 37.373529 | -122.01479 |
| S-325-W | Coast Redwood | 24-30" | Yes | 5 | 19-24' | - | Yes | Yes | Private | 37.373525 | -122.01472 |
| S-326-W | Coast Redwood | 24-30" | Yes | 5 | 19-24' | - | Yes | Yes | Private | 37.373511 | -122.0147 |
| S-327-W | Coast Redwood | 24-30" | Yes | 5 | 19-24' | - | Yes | Yes | Private | 37.373509 | -122.01467 |
| S-328-W | London plane | 12-17" | Yes | 4 | 19-24' | - | Yes | Yes | Private | 37.373504 | -122.01464 |
| S-329-W | London plane | 18-23" | Yes | 4 | 19-24' | - | Yes | Yes | Private | 37.373489 | -122.01461 |
| S-330-W | London plane | 18-23" | Yes | 3 | 19-24' | - | Yes | Yes | Private | 37.37349 | -122.01457 |
| S-331-W | London plane | 18-23" | Yes | 4 | 19-24' | - | Yes | Yes | Private | 37.373406 | -122.01419 |
| S-332-W | London plane | 12-17" | Yes | 4 | 19-24' | - | Yes | Yes | Private | 37.37339 | -122.01413 |
| S-333-W | Glossy privet | 04-11" | No | 3 | - | 24-29' | No | No | ROW | 37.37336 | -122.01412 |
| S-334-W | Mexican fan palm | 12-17" | Yes | 5 | - | 24-29' | No | No | Private | 37.37328 | -122.01372 |
| S-335-W | Carrotwood | 18-23" | Yes | 4 | 24-29' | - | Yes | 25% | Private | 37.373302 | -122.0137 |
| S-336-W | Coast Redwood | 24-30" | Yes | 4 | - | 24-29' | No | No | Private | 37.373208 | -122.01335 |
| S-337-W | Coast Redwood | 24-30" | Yes | 4 | - | 24-29' | No | No | Private | 37.373197 | -122.01331 |
| S-338-W | Bottlebrush | 04-11" | No | 3 | 24-29' | - | Yes | 25% | Private | 37.372789 | -122.01121 |
| S-339-W | London plane | 30-35" | Yes | 5 | - | 19-24' | Yes | No | Private | 37.372744 | -122.01119 |
| S-340-W | London plane | 24-30" | Yes | 4 | - | 24-29' | No | No | Private | 37.372732 | -122.01111 |
| S-341-W | Coast Redwood | 24-30" | Yes | 5 | 24-29' | - | Yes | 25% | Private | 37.372751 | -122.01098 |
| S-342-W | Coast Redwood | 24-30" | Yes | 5 | 24-29' | - | Yes | 25% | Private | 37.37274 | -122.01091 |
| S-343-W | Coast Redwood | 24-30" | Yes | 5 | 24-29' | - | Yes | 25% | Private | 37.372715 | -122.01082 |
| S-344-W | Coast Redwood | 24-30" | Yes | 5 | 24-29' | - | Yes | 25% | Private | 37.372703 | -122.01076 |
| S-345-W | Coast Redwood | 24-30" | Yes | 5 | 24-29' | - | Yes | 25% | Private | 37.372689 | -122.01069 |
| S-346-W | Coast Redwood | 24-30" | Yes | 5 | - | 24-29' | No | No | Private | 37.372654 | -122.01065 |
| S-347-W | Coast Redwood | 24-30" | Yes | 5 | - | 19-24' | Yes | No | Private | 37.372644 | -122.0106 |
| S-348-W | Coast Redwood | 04-11" | No | 5 | 19-24' | - | Yes | Yes | Private | 37.372648 | -122.01047 |

Tree Inventory



| Tree ID | Common Name | DBH | Ptd. | Cond. | Trunk to Rail | Canopy to Rail | Impact | Remove | Location | Lat. | Long. |
|---------|--------------------|----------------|------|-------|---------------|----------------|--------|--------|----------|-----------|------------|
| S-349-W | Canary Island pine | 18-23" | Yes | 4 | 24-29' | - | Yes | 25% | Private | 37.372616 | -122.01031 |
| S-350-W | Canary Island pine | 04-11" | No | 5 | - | 24-29' | No | No | Private | 37.37257 | -122.01018 |
| S-351-W | Manna gum | 42" or greater | Yes | 5 | - | 24-29' | No | No | Private | 37.372527 | -122.01014 |
| S-352-W | Canary Island pine | 04-11" | No | 5 | - | 24-29' | No | No | Private | 37.372551 | -122.01009 |
| S-353-W | Canary Island pine | 04-11" | No | 5 | - | 24-29' | No | No | Private | 37.372533 | -122.01002 |
| S-354-W | Canary Island pine | 12-17" | Yes | 5 | - | 24-29' | No | No | Private | 37.372514 | -122.00994 |
| S-355-W | Canary Island pine | 12-17" | Yes | 4 | - | 24-29' | No | No | Private | 37.372503 | -122.00985 |
| S-356-W | Canary Island pine | 12-17" | Yes | 5 | - | 24-29' | No | No | Private | 37.372483 | -122.00977 |
| S-357-W | Hollywood juniper | 04-11" | No | 2 | 24-29' | - | Yes | 25% | Private | 37.372482 | -122.00969 |
| S-358-W | Canary Island pine | 04-11" | No | 5 | - | 24-29' | No | No | Private | 37.372448 | -122.00961 |
| S-359-W | Canary Island pine | 04-11" | No | 5 | - | 24-29' | No | No | Private | 37.372428 | -122.00952 |
| S-360-W | Zylosma | 04-11" | No | 4 | - | 24-29' | No | No | Private | 37.372426 | -122.00948 |
| S-361-W | Zylosma | 12-17" | Yes | 4 | 24-29' | - | Yes | 25% | Private | 37.37244 | -122.00943 |
| S-362-W | Zylosma | 12-17" | Yes | 4 | 24-29' | - | Yes | 25% | Private | 37.372427 | -122.00938 |
| S-363-W | Deodar cedar | 18-23" | Yes | 4 | - | 24-29' | No | No | Private | 37.372388 | -122.00932 |
| S-364-W | Deodar cedar | 18-23" | Yes | 5 | - | 14-18' | Yes | No | Private | 37.372388 | -122.00929 |
| S-365-W | Deodar cedar | 18-23" | Yes | 4 | - | 24-29' | No | No | Private | 37.372363 | -122.00919 |
| S-366-W | Coast Redwood | 18-23" | Yes | 5 | - | 19-24' | Yes | No | Private | 37.372346 | -122.00909 |
| S-367-W | Coast Redwood | 18-23" | Yes | 5 | - | 19-24' | Yes | No | Private | 37.372327 | -122.009 |
| S-368-W | Coast Redwood | 04-11" | Yes | 5 | 24-29' | - | Yes | 25% | Private | 37.372327 | -122.00889 |
| S-369-W | Coast Redwood | 24-30" | Yes | 5 | - | 19-24' | Yes | No | Private | 37.372278 | -122.00885 |
| S-370-W | Coast Redwood | 24-30" | Yes | 5 | - | 14-18' | Yes | No | Private | 37.372263 | -122.00878 |
| S-371-W | Zylosma | 12-17" | Yes | 4 | 24-29' | - | Yes | 25% | Private | 37.372281 | -122.00866 |
| S-372-W | Silver dollar gum | 12-17" | Yes | 3 | 24-29' | - | Yes | 25% | Private | 37.372276 | -122.00859 |
| S-373-W | Podocarpus | 04-11" | No | 4 | 24-29' | - | Yes | 25% | Private | 37.372246 | -122.00849 |
| S-374-W | Glossy privet | 12-17" | Yes | 4 | - | 24-29' | No | No | Private | 37.372213 | -122.00846 |
| S-375-W | Glossy privet | 04-11" | Yes | 3 | 19-24' | - | Yes | Yes | Private | 37.372231 | -122.00842 |
| S-376-W | Glossy privet | 12-17" | Yes | 3 | - | 19-24' | Yes | No | Private | 37.372211 | -122.00832 |
| S-377-W | Glossy privet | 04-11" | Yes | 3 | 24-29' | - | Yes | 25% | Private | 37.372184 | -122.00819 |
| S-378-W | Glossy privet | 04-11" | Yes | 3 | 24-29' | - | Yes | 25% | Private | 37.372174 | -122.00815 |
| S-379-W | Glossy privet | 12-17" | Yes | 3 | 24-29' | - | Yes | 25% | Private | 37.372157 | -122.00808 |
| S-380-W | Glossy privet | 04-11" | Yes | 3 | 24-29' | - | Yes | 25% | Private | 37.372152 | -122.00805 |

Tree Inventory



| Tree ID | Common Name | DBH | Ptd. | Cond. | Trunk to Rail | Canopy to Rail | Impact | Remove | Location | Lat. | Long. |
|---------|------------------|--------|------|-------|---------------|----------------|--------|--------|----------|-----------|------------|
| S-381-W | Glossy privet | 12-17" | Yes | 3 | 24-29' | - | Yes | 25% | Private | 37.372145 | -122.00802 |
| S-382-W | Glossy privet | 04-11" | No | 3 | 24-29' | - | Yes | 25% | Private | 37.372125 | -122.00792 |
| S-383-W | Photinia | 12-17" | Yes | 2 | 24-29' | - | Yes | 25% | Private | 37.372113 | -122.00786 |
| S-384-W | Photinia | 12-17" | Yes | 2 | 24-29' | - | Yes | 25% | Private | 37.372104 | -122.00782 |
| S-385-W | Chinese elm | 18-23" | Yes | 4 | - | 19-24' | Yes | No | Private | 37.372058 | -122.00767 |
| S-386-W | Photinia | 04-11" | No | 3 | 19-24' | - | Yes | Yes | Private | 37.372064 | -122.00764 |
| S-387-W | Photinia | 04-11" | No | 3 | 19-24' | - | Yes | Yes | Private | 37.37206 | -122.00762 |
| S-388-W | Photinia | 04-11" | No | 3 | 19-24' | - | Yes | Yes | Private | 37.372056 | -122.00761 |
| S-389-W | Glossy privet | 04-11" | No | 3 | 24-29' | - | Yes | 25% | Private | 37.372049 | -122.0076 |
| S-390-W | Glossy privet | 04-11" | No | 3 | 24-29' | - | Yes | 25% | Private | 37.372054 | -122.00759 |
| S-391-W | Coast Redwood | 12-17" | Yes | 5 | - | 24-29' | No | No | Private | 37.372036 | -122.00759 |
| S-392-W | Coast Redwood | 12-17" | Yes | 5 | - | 19-24' | Yes | No | Private | 37.372026 | -122.00752 |
| S-393-W | Monterey pine | 18-23" | Yes | 2 | 24-29' | - | Yes | 25% | Private | 37.372025 | -122.00746 |
| S-394-W | Monterey pine | 30-35" | Yes | 1 | 24-29' | - | Yes | 25% | Private | 37.371967 | -122.00717 |
| S-395-W | Red iron bark | 24-30" | Yes | 3 | 19-24' | - | Yes | Yes | Private | 37.371914 | -122.0069 |
| S-396-W | Casurina | 24-30" | Yes | 4 | 24-29' | - | Yes | 25% | Private | 37.371872 | -122.00664 |
| S-397-W | Brisbane box | 04-11" | No | 2 | 24-29' | - | Yes | 25% | Private | 37.371836 | -122.00647 |
| S-398-W | Brisbane box | 04-11" | No | 2 | 24-29' | - | Yes | 25% | Private | 37.371798 | -122.0063 |
| S-399-W | Brisbane box | 12-17" | Yes | 3 | 24-29' | - | Yes | 25% | Private | 37.371728 | -122.00595 |
| S-400-W | Brisbane box | 04-11" | Yes | 3 | 24-29' | - | Yes | 25% | Private | 37.371719 | -122.00591 |
| S-401-W | Brisbane box | 04-11" | Yes | 3 | 24-29' | - | Yes | 25% | Private | 37.371713 | -122.00588 |
| S-402-W | Brisbane box | 04-11" | Yes | 3 | 24-29' | - | Yes | 25% | Private | 37.371705 | -122.00585 |
| S-403-W | Italian cypress | 12-17" | Yes | 4 | 24-29' | - | Yes | 25% | Private | 37.371689 | -122.00578 |
| S-404-W | Mexican fan palm | 18-23" | Yes | 5 | 24-29' | - | Yes | 25% | Private | 37.371637 | -122.00551 |
| S-405-W | Hackberry | 04-11" | No | 4 | 24-29' | - | Yes | 25% | Private | 37.371601 | -122.00537 |
| S-406-W | Blackwood acacia | 12-17" | Yes | 4 | 14-18' | - | Yes | Yes | Private | 37.371554 | -122.00496 |
| S-407-W | Blackwood acacia | 12-17" | Yes | 4 | 14-18' | - | Yes | Yes | Private | 37.371532 | -122.00488 |
| S-408-W | Blackwood acacia | 04-11" | Yes | 4 | 14-18' | - | Yes | Yes | Private | 37.371522 | -122.00484 |
| S-409-W | Blackwood acacia | 12-17" | Yes | 4 | 14-18' | - | Yes | Yes | Private | 37.371515 | -122.0048 |
| S-410-W | Blackwood acacia | 12-17" | Yes | 4 | 14-18' | - | Yes | Yes | Private | 37.371505 | -122.00477 |
| S-411-W | Swamp mahogany | 12-17" | Yes | 3 | 14-18' | - | Yes | Yes | Private | 37.371489 | -122.00466 |
| S-412-W | Swamp mahogany | 18-23" | Yes | 3 | 14-18' | - | Yes | Yes | Private | 37.371471 | -122.00457 |

Tree Inventory



| Tree ID | Common Name | DBH | Ptd. | Cond. | Trunk to Rail | Canopy to Rail | Impact | Remove | Location | Lat. | Long. |
|---------|-------------------|--------|------|-------|---------------|----------------|--------|--------|----------|-----------|------------|
| S-413-W | Silver dollar gum | 12-17" | Yes | 4 | 14-18' | - | Yes | Yes | Private | 37.37144 | -122.00442 |
| S-414-W | Silver dollar gum | 12-17" | Yes | 4 | 14-18' | - | Yes | Yes | Private | 37.371422 | -122.00433 |
| S-415-W | Blackwood acacia | 04-11" | No | 3 | 14-18' | - | Yes | Yes | Private | 37.371398 | -122.00419 |
| S-416-W | Myoporum | 04-11" | No | 1 | 14-18' | - | Yes | Yes | Private | 37.371362 | -122.00403 |
| S-417-W | Blackwood acacia | 12-17" | Yes | 3 | 14-18' | - | Yes | Yes | Private | 37.371339 | -122.00392 |
| S-418-W | Podocarpus | 04-11" | No | 3 | 14-18' | - | Yes | Yes | Private | 37.371307 | -122.00382 |
| S-419-W | Podocarpus | 04-11" | No | 3 | 14-18' | - | Yes | Yes | Private | 37.371293 | -122.00374 |
| S-420-W | Evergreen ash | 04-11" | No | 3 | 14-18' | - | Yes | Yes | Private | 37.371186 | -122.0032 |
| S-421-W | Myoporum | 04-11" | No | 1 | 14-18' | - | Yes | Yes | Private | 37.371172 | -122.0031 |
| S-422-W | Zylosma | 04-11" | Yes | 4 | 14-18' | - | Yes | Yes | Private | 37.371138 | -122.0029 |
| S-423-W | Silver dollar gum | 12-17" | Yes | 3 | 14-18' | - | Yes | Yes | Private | 37.371095 | -122.00273 |
| S-424-W | Lombardy poplar | 18-23" | Yes | 4 | 14-18' | - | Yes | Yes | Private | 37.371075 | -122.00263 |
| S-425-W | Lombardy poplar | 24-30" | Yes | 5 | 14-18' | - | Yes | Yes | Private | 37.371066 | -122.00259 |
| S-426-W | Mexican fan palm | 18-23" | Yes | 4 | 19-24' | - | Yes | Yes | Private | 37.370655 | -122.00057 |
| S-427-W | Mexican fan palm | 18-23" | Yes | 4 | 19-24' | - | Yes | Yes | Private | 37.37064 | -122.00055 |
| S-428-W | Mexican fan palm | 18-23" | Yes | 4 | 19-24' | - | Yes | Yes | Private | 37.370652 | -122.00052 |
| S-429-W | Mexican fan palm | 18-23" | Yes | 4 | 19-24' | - | Yes | Yes | Private | 37.370633 | -122.00053 |
| S-430-W | Mexican fan palm | 18-23" | Yes | 4 | 19-24' | - | Yes | Yes | Private | 37.370613 | -122.00052 |
| U2-1-E | Bailey acacia | 06-11" | No | 3 | 24-29' | - | Yes | 25% | ROW | 37.469639 | -122.20564 |
| U2-2-E | Coast Live Oak | 24-30" | Yes | 5 | - | 04-08' | Yes | No | Private | 37.469578 | -122.20549 |
| U2-3-E | Blackwood acacia | 24-30" | Yes | 3 | 24-29' | - | Yes | 25% | ROW | 37.469453 | -122.20534 |
| U2-4-E | Blackwood acacia | 24-30" | Yes | 3 | 24-29' | - | Yes | 25% | ROW | 37.469438 | -122.2053 |
| U2-5-E | Blackwood acacia | 24-30" | Yes | 3 | 24-29' | - | Yes | 25% | ROW | 37.46942 | -122.20527 |
| U2-6-E | Blackwood acacia | 18-23" | Yes | 3 | - | 14-18' | Yes | No | Private | 37.469392 | -122.2052 |
| U2-7-E | Mulberry | 06-11" | No | 3 | - | 19-24' | Yes | No | Private | 37.469371 | -122.20516 |
| U2-8-E | Valley oak | 06-11" | No | 3 | 24-29' | - | Yes | 25% | ROW | 37.469332 | -122.20513 |
| U2-9-E | Blackwood acacia | 12-17" | Yes | 3 | 24-29' | - | Yes | 25% | ROW | 37.469293 | -122.20507 |
| U2-10-E | Coast Live Oak | 12-17" | Yes | 4 | 24-29' | - | Yes | 25% | ROW | 37.469257 | -122.20502 |
| U2-11-E | Glossy privet | 18-23" | Yes | 3 | - | 14-18' | Yes | No | Private | 37.469254 | -122.20498 |
| U2-12-E | Coast Live Oak | 12-17" | Yes | 3 | 19-24' | - | Yes | Yes | ROW | 37.469207 | -122.20495 |
| U2-13-E | Valley oak | 06-11" | No | 4 | 24-29' | - | Yes | 25% | ROW | 37.469161 | -122.20487 |
| U2-14-E | Glossy privet | 06-11" | No | 3 | - | 19-24' | Yes | No | Private | 37.469172 | -122.20485 |

Tree Inventory



| Tree ID | Common Name | DBH | Ptd. | Cond. | Trunk to Rail | Canopy to Rail | Impact | Remove | Location | Lat. | Long. |
|---------|------------------|--------|------|-------|---------------|----------------|--------|--------|----------|-----------|------------|
| U2-15-E | Coast Live Oak | 18-23" | Yes | 4 | 24-29' | - | Yes | 25% | ROW | 37.469142 | -122.20484 |
| U2-16-E | Valley oak | 18-23" | Yes | 3 | 24-29' | - | Yes | 25% | ROW | 37.469049 | -122.20468 |
| U2-17-E | Coast Live Oak | 06-11" | No | 4 | 19-24' | - | Yes | Yes | ROW | 37.469007 | -122.20465 |
| U2-18-E | Bailey acacia | 12-17" | Yes | 3 | 24-29' | - | Yes | 25% | ROW | 37.468975 | -122.20457 |
| U2-19-E | Bailey acacia | 06-11" | No | 3 | 24-29' | - | Yes | 25% | ROW | 37.468945 | -122.20454 |
| U2-20-E | Coast Live Oak | 06-11" | No | 3 | 24-29' | - | Yes | 25% | ROW | 37.468957 | -122.20454 |
| U2-21-E | Valley oak | 12-17" | Yes | 3 | 24-29' | - | Yes | 25% | ROW | 37.468924 | -122.20449 |
| U2-22-E | Coast Live Oak | 06-11" | No | 3 | 24-29' | - | Yes | 25% | ROW | 37.468906 | -122.20447 |
| U2-23-E | River red gum | 06-11" | No | 3 | 19-24' | - | Yes | Yes | ROW | 37.46881 | -122.20433 |
| U2-24-E | Blackwood acacia | 36-41" | Yes | 3 | - | 14-18' | Yes | No | Public | 37.468794 | -122.20425 |
| U2-25-E | Blackwood acacia | 18-23" | Yes | 2 | 24-29' | - | Yes | 25% | ROW | 37.468695 | -122.20413 |
| U2-26-E | Blackwood acacia | 06-11" | No | 2 | 24-29' | - | Yes | 25% | ROW | 37.468766 | -122.20425 |
| U2-27-E | Blackwood acacia | 06-11" | No | 2 | 24-29' | - | Yes | 25% | ROW | 37.468757 | -122.20423 |
| U2-28-E | Blackwood acacia | 06-11" | No | 2 | 24-29' | - | Yes | 25% | ROW | 37.468746 | -122.20421 |
| U2-29-E | Blackwood acacia | 06-11" | No | 2 | 24-29' | - | Yes | 25% | ROW | 37.468723 | -122.20418 |
| U2-30-E | Blackwood acacia | 06-11" | No | 2 | 24-29' | - | Yes | 25% | ROW | 37.46868 | -122.20411 |
| U2-31-E | Blackwood acacia | 06-11" | No | 2 | 24-29' | - | Yes | 25% | ROW | 37.468666 | -122.20409 |
| U2-32-E | Blackwood acacia | 06-11" | No | 2 | 24-29' | - | Yes | 25% | ROW | 37.468655 | -122.20407 |
| U2-33-E | Blackwood acacia | 06-11" | No | 2 | 24-29' | - | Yes | 25% | ROW | 37.468639 | -122.20404 |
| U2-34-E | Blackwood acacia | 06-11" | No | 2 | 24-29' | - | Yes | 25% | ROW | 37.468629 | -122.20403 |
| U2-35-E | Blackwood acacia | 24-30" | Yes | 3 | - | 14-18' | Yes | No | Public | 37.468635 | -122.20399 |
| U2-36-E | Blackwood acacia | 36-41" | Yes | 3 | - | 14-18' | Yes | No | Public | 37.46859 | -122.20392 |
| U2-37-E | Blackwood acacia | 06-11" | No | 2 | 24-29' | - | Yes | 25% | ROW | 37.468553 | -122.20389 |
| U2-38-E | Coast Live Oak | 06-11" | No | 2 | 24-29' | - | Yes | 25% | ROW | 37.468525 | -122.20386 |
| U2-39-E | Coast Live Oak | 06-11" | No | 1 | 24-29' | - | Yes | 25% | ROW | 37.468507 | -122.20382 |
| U2-40-E | Coast Live Oak | 06-11" | No | 1 | 24-29' | - | Yes | 25% | ROW | 37.468412 | -122.2037 |
| U2-41-E | Blackwood acacia | 24-30" | Yes | 1 | 24-29' | - | Yes | 25% | ROW | 37.468374 | -122.20362 |
| U2-42-E | Blackwood acacia | 06-11" | No | 1 | 24-29' | - | Yes | 25% | ROW | 37.468481 | -122.20379 |
| U2-43-E | Blackwood acacia | 06-11" | No | 1 | 24-29' | - | Yes | 25% | ROW | 37.468475 | -122.20378 |
| U2-44-E | Blackwood acacia | 06-11" | No | 1 | 24-29' | - | Yes | 25% | ROW | 37.468462 | -122.20376 |
| U2-45-E | Blackwood acacia | 06-11" | No | 1 | 24-29' | - | Yes | 25% | ROW | 37.468453 | -122.20374 |
| U2-46-E | Blackwood acacia | 06-11" | No | 1 | 24-29' | - | Yes | 25% | ROW | 37.468447 | -122.20373 |

Tree Inventory



| Tree ID | Common Name | DBH | Ptd. | Cond. | Trunk to Rail | Canopy to Rail | Impact | Remove | Location | Lat. | Long. |
|---------|------------------|--------|------|-------|---------------|----------------|--------|--------|----------|-----------|------------|
| U2-47-E | Blackwood acacia | 06-11" | No | 1 | 24-29' | - | Yes | 25% | ROW | 37.46844 | -122.20372 |
| U2-48-E | Blackwood acacia | 06-11" | No | 1 | 24-29' | - | Yes | 25% | ROW | 37.468434 | -122.20371 |
| U2-49-E | Blackwood acacia | 06-11" | No | 1 | 24-29' | - | Yes | 25% | ROW | 37.468429 | -122.20371 |
| U2-50-E | Blackwood acacia | 06-11" | No | 1 | 24-29' | - | Yes | 25% | ROW | 37.468418 | -122.20369 |
| U2-51-E | Blackwood acacia | 06-11" | No | 1 | 24-29' | - | Yes | 25% | ROW | 37.46841 | -122.20368 |
| U2-52-E | Blackwood acacia | 06-11" | No | 1 | 24-29' | - | Yes | 25% | ROW | 37.468399 | -122.20367 |
| U2-53-E | Blackwood acacia | 06-11" | No | 1 | 24-29' | - | Yes | 25% | ROW | 37.468392 | -122.20365 |
| U2-54-E | Blackwood acacia | 06-11" | No | 1 | 24-29' | - | Yes | 25% | ROW | 37.468382 | -122.20364 |
| U2-55-E | Blackwood acacia | 06-11" | No | 1 | 24-29' | - | Yes | 25% | ROW | 37.468375 | -122.20363 |
| U2-56-E | Blackwood acacia | 06-11" | No | 1 | 24-29' | - | Yes | 25% | ROW | 37.468365 | -122.20362 |
| U2-57-E | Blackwood acacia | 06-11" | No | 1 | 24-29' | - | Yes | 25% | ROW | 37.46836 | -122.2036 |
| U2-58-E | Blackwood acacia | 06-11" | No | 1 | 24-29' | - | Yes | 25% | ROW | 37.468357 | -122.20359 |
| U2-59-E | Blackwood acacia | 06-11" | No | 1 | 24-29' | - | Yes | 25% | ROW | 37.468348 | -122.20358 |
| U2-60-E | Blackwood acacia | 06-11" | No | 1 | 24-29' | - | Yes | 25% | ROW | 37.468342 | -122.20357 |
| U2-61-E | Blackwood acacia | 06-11" | No | 1 | 24-29' | - | Yes | 25% | ROW | 37.468337 | -122.20356 |
| U2-62-E | Blackwood acacia | 06-11" | No | 1 | 24-29' | - | Yes | 25% | ROW | 37.468331 | -122.20355 |
| U2-63-E | Blackwood acacia | 06-11" | No | 1 | 24-29' | - | Yes | 25% | ROW | 37.468323 | -122.20355 |
| U2-64-E | Blackwood acacia | 06-11" | No | 1 | 24-29' | - | Yes | 25% | ROW | 37.468321 | -122.20354 |
| U2-65-E | Blackwood acacia | 06-11" | No | 1 | 24-29' | - | Yes | 25% | ROW | 37.468316 | -122.20353 |
| U2-66-E | Coast Redwood | 24-30" | Yes | 4 | - | 24-29' | No | No | Public | 37.468338 | -122.20353 |
| U2-67-E | Coast Redwood | 30-35" | Yes | 4 | - | 24-29' | No | No | Public | 37.468299 | -122.20347 |
| U2-68-E | Coast Redwood | 30-35" | Yes | 5 | - | 19-24' | Yes | No | Public | 37.468255 | -122.20341 |
| U2-69-E | Coast Redwood | 36-41" | Yes | 3 | - | 19-24' | Yes | No | Public | 37.468153 | -122.20323 |
| U2-70-E | Coast Redwood | 24-30" | Yes | 5 | - | 19-24' | Yes | No | Public | 37.468106 | -122.20315 |
| U2-71-E | Coast Redwood | 24-30" | Yes | 3 | - | 19-24' | Yes | No | Public | 37.468082 | -122.20311 |
| U2-72-E | Coast Redwood | 30-35" | Yes | 4 | - | 19-24' | Yes | No | Public | 37.468038 | -122.20305 |
| U2-73-E | Coast Live Oak | 06-11" | No | 1 | 24-29' | - | Yes | 25% | ROW | 37.468017 | -122.20307 |
| U2-74-E | Coast Live Oak | 18-23" | Yes | 2 | 24-29' | - | Yes | 25% | Private | 37.467964 | -122.20297 |
| U2-75-E | Valley oak | 06-11" | No | 3 | 24-29' | - | Yes | 25% | Private | 37.467932 | -122.20292 |
| U2-76-E | Valley oak | 06-11" | No | 4 | - | 19-24' | Yes | No | Private | 37.467919 | -122.20287 |
| U2-77-E | Coast Live Oak | 06-11" | No | 2 | 24-29' | - | Yes | 25% | Private | 37.4677 | -122.20255 |
| U2-78-E | Coast Live Oak | 24-30" | Yes | 5 | 24-29' | - | Yes | 25% | Private | 37.467683 | -122.20252 |

Tree Inventory



| Tree ID | Common Name | DBH | Ptd. | Cond. | Trunk to Rail | Canopy to Rail | Impact | Remove | Location | Lat. | Long. |
|---------|-------------------------|----------------|------|-------|---------------|----------------|--------|--------|----------|-----------|------------|
| U2-79-E | Valley oak | 06-11" | No | 3 | - | 19-24' | Yes | No | Private | 37.467672 | -122.20247 |
| U2-80-E | Coast Live Oak | 12-17" | Yes | 4 | 24-29' | - | Yes | 25% | Private | 37.467634 | -122.20244 |
| U2-81-E | Coast Live Oak | 18-23" | Yes | 4 | 24-29' | - | Yes | 25% | Private | 37.467613 | -122.20241 |
| U2-82-E | Coast Live Oak | 18-23" | Yes | 4 | 24-29' | - | Yes | 25% | ROW | 37.467584 | -122.20236 |
| U2-83-E | Coast Live Oak | 12-17" | Yes | 3 | 24-29' | - | Yes | 25% | Private | 37.467572 | -122.20234 |
| U2-1-W | Bailey acacia | 12-17" | Yes | 3 | - | 19-24' | Yes | No | ROW | 37.469576 | -122.20593 |
| U2-2-W | Coast Live Oak | 06-11" | No | 4 | - | 24-29' | No | No | ROW | 37.469458 | -122.20574 |
| U2-3-W | California black walnut | 06-11" | No | 3 | - | 24-29' | No | No | ROW | 37.469442 | -122.20571 |
| U2-4-W | Bailey acacia | 24-30" | Yes | 3 | - | 19-24' | Yes | No | ROW | 37.469208 | -122.20535 |
| U2-5-W | Coast Live Oak | 12-17" | Yes | 4 | - | 19-24' | Yes | No | ROW | 37.469148 | -122.20524 |
| U2-6-W | California black walnut | 06-11" | No | 3 | - | 24-29' | No | No | ROW | 37.4691 | -122.20518 |
| U2-7-W | Coast Live Oak | 12-17" | Yes | 4 | - | 14-18' | Yes | No | ROW | 37.469081 | -122.20515 |
| U2-8-W | Coast Live Oak | 06-11" | No | 4 | - | 24-29' | No | No | ROW | 37.469027 | -122.20506 |
| U2-9-W | Coast Live Oak | 24-30" | Yes | 4 | - | 19-24' | Yes | No | ROW | 37.468983 | -122.20499 |
| U2-10-W | Coast Live Oak | 12-17" | Yes | 4 | - | 19-24' | Yes | No | ROW | 37.468908 | -122.20488 |
| U2-11-W | Coast Live Oak | 12-17" | Yes | 4 | - | 19-24' | Yes | No | ROW | 37.468898 | -122.20485 |
| U2-12-W | Coast Live Oak | 06-11" | No | 4 | - | 19-24' | Yes | No | ROW | 37.468886 | -122.20479 |
| U2-13-W | Coast Live Oak | 12-17" | Yes | 2 | - | 19-24' | Yes | No | ROW | 37.468845 | -122.20477 |
| U2-14-W | Plum | 06-11" | No | 1 | 24-29' | - | Yes | 25% | ROW | 37.468808 | -122.20469 |
| U2-15-W | Valley oak | 12-17" | Yes | 3 | 24-29' | - | Yes | 25% | ROW | 37.468789 | -122.20466 |
| U2-16-W | Valley oak | 12-17" | Yes | 3 | - | 19-24' | Yes | No | ROW | 37.468684 | -122.20453 |
| U2-17-W | Valley oak | 12-17" | Yes | 3 | - | 19-24' | Yes | No | ROW | 37.468637 | -122.20444 |
| U2-18-W | Monterey pine | 24-30" | Yes | 3 | - | 19-24' | Yes | No | Public | 37.468389 | -122.20405 |
| U2-19-W | Coast Live Oak | 12-17" | Yes | 4 | - | 19-24' | Yes | No | ROW | 37.468307 | -122.20391 |
| U2-20-W | Coast Live Oak | 18-23" | Yes | 4 | - | 19-24' | Yes | No | ROW | 37.468283 | -122.20393 |
| U2-21-W | Coast Live Oak | 24-30" | Yes | 4 | - | 14-18' | Yes | No | Private | 37.468123 | -122.20366 |
| U2-22-W | Valley oak | 06-11" | No | 3 | - | 14-18' | Yes | No | Private | 37.468086 | -122.20361 |
| U2-23-W | Blue gum | 42" or greater | Yes | 4 | - | 19-24' | Yes | No | Private | 37.468046 | -122.2035 |
| U2-24-W | Valley oak | 12-17" | Yes | 4 | - | 14-18' | Yes | No | ROW | 37.467998 | -122.20342 |



Attachment 4

**Scientific and Common Names of Plants
Encountered within PCEP**

DRAFT Tree Inventory and Canopy Assessment
Peninsula Corridor Electrification Project
February 2014



Attachment 4 – Scientific and Common Names of Plants encountered within PCEP


| Common Name | Scientific Name |
|-------------------------|---------------------------------------|
| African sumac | <i>Rhus lancea</i> |
| Aleppo pine | <i>Pinus halepensis</i> |
| Almond | <i>Prunus amygdalus</i> |
| American elm | <i>Ulmus americana</i> |
| Arizona cypress | <i>Cupressus arizonica</i> |
| Austrian pine | <i>Pinus nigra</i> |
| Avocado | <i>Persea americana</i> |
| Bailey acacia | <i>Acacia baileyana</i> |
| Blackwood acacia | <i>Acacia melanoxylon</i> |
| Blue gum | <i>Eucalyptus globulus</i> |
| Bottlebrush | <i>Melaleuca viminalis</i> |
| Brisbane box | <i>Lophostemon confertus</i> |
| California bay | <i>Umbellularia californica</i> |
| California black walnut | <i>Juglans hindsii</i> |
| California pepper | <i>Schinus molle</i> |
| Callery pear | <i>Pyrus calleryana</i> |
| Camphor | <i>Cinnamomum camphora</i> |
| Canary Island palm | <i>Phoenix canariensis</i> |
| Canary Island pine | <i>Pinus canariensis</i> |
| Carob | <i>Ceratonia siliqua</i> |
| Carrot wood | <i>Cupaniopsis anacardioides</i> |
| Cedar of Lebanon | <i>Cedrus libani</i> |
| Chestnut | <i>Castanea dentata</i> |
| Chinese elm | <i>Ulmus parvifolia</i> |
| Chinese pistache | <i>Pistacia chinensis</i> |
| Coast Live Oak | <i>Quercus agrifolia</i> |
| Coast Redwood | <i>Sequoia sempervirens</i> |
| Compact blue gum | <i>Eucalyptus globulus</i> 'Compacta' |
| Compact myrtle | <i>Myrtus communis</i> 'Compacta' |
| Cork screw willow | <i>Salix matsudana</i> |
| Crape myrtle | <i>Lagerstroemia indica</i> |
| Deodar cedar | <i>Cedrus deodara</i> |
| Douglas fir | <i>Pseudotsuga menziesii</i> |
| English walnut | <i>Juglans regia</i> |
| Evergreen ash | <i>Fraxinus uhdei</i> |
| Evergreen elm | <i>Ulmus parvifolia</i> |
| Evergreen pear | <i>Pyrus kawakamii</i> |
| Flaxleaf paperbark | <i>Melaleuca linariifolia</i> |
| Fremont cottonwood | <i>Populus fremontii</i> |
| Glossy privet | <i>Ligustrum lucidum</i> |
| Hackberry | <i>Celtis australis</i> |

| Common Name | Scientific Name |
|--------------------|---------------------------------------|
| Holly leaf cherry | <i>Prunus ilicifolia</i> |
| Holly Oak | <i>Quercus ilex</i> |
| Hollywood juniper | <i>Juniperus chinensis</i> |
| Hopseed | <i>Dodonaea viscosa</i> |
| Idaho locust | <i>Robinia x ambigua 'Idahoensis'</i> |
| Italian buckthorn | <i>Rhamnus alaternus</i> |
| Italian cypress | <i>Cupressus sempervirens</i> |
| Italian stone pine | <i>Pinus pinea</i> |
| Japanese maple | <i>Acer palmatum</i> |
| Juniper | <i>Juniperus sp.</i> |
| Lombardy poplar | <i>Populus nigra 'Italica'</i> |
| London plane | <i>Platanus x hispanica</i> |
| Manna gum | <i>Eucalyptus viminalis</i> |
| Mexican fan palm | <i>Washingtonia robusta</i> |
| Monterey pine | <i>Pinus radiata</i> |
| Monterey cypress | <i>Hesperocyparis macrocarpa</i> |
| Mulberry | <i>Morus alba</i> |
| Myoporum | <i>Myoporum sp.</i> |
| Olive | <i>Olea europea</i> |
| Persimmon | <i>Diospyros kaki</i> |
| Photinia | <i>Photinia sp.</i> |
| Pittosporum | <i>Pittosporum sp.</i> |
| Plum | <i>Prunus domestica</i> |
| Podocarpus | <i>Podocarpus sp.</i> |
| Portuguese laurel | <i>Prunus lusitanica</i> |
| Purple leaf plum | <i>Prunus cerasifera</i> |
| Red iron bark | <i>Eucalyptus sideroxylon</i> |
| River red gum | <i>Eucalyptus camaldulensis</i> |
| River she-Oak | <i>Casuarina cunninhamiana</i> |
| Shiny xylosma | <i>Xylosma congesta</i> |
| Silver dollar gum | <i>Eucalyptus polyanthemos</i> |
| Swamp mahogany | <i>Eucalyptus robusta</i> |
| Sweetgum | <i>Liquidambar styraciflua</i> |
| Tarata | <i>Pittosporum eugenioides</i> |
| Tree of heaven | <i>Ailanthus altissima</i> |
| Valley oak | <i>Quercus lobata</i> |
| Victorian box | <i>Pittosporum undulatum</i> |
| Willow | <i>Salix sp.</i> |
| Windmill palm | <i>Trachycarpus fortunei</i> |
| Yew pine | <i>Podocarpus macrophyllus</i> |



Attachment 5

Abbreviations



DRAFT Tree Inventory and Canopy Assessment
Peninsula Corridor Electrification Project
February 2014




Attachment 5 - Abbreviations

- ATA_T Adjusted Trunk Area – for trees greater than 30" DBH, a non-circular formula is used to calculate the trunk area ($ATA = -.335d^2 + 69.3d - 1087$). This adjusted trunk area is more accurate than the formula of a circle for larger trees.
- ESZ Electrical Safety Zone – any area outside of the pole placement where no vegetation is allowed to minimize contact with electrical wires.
- DBH trunk diameter at breast height (4.5' above grade)
- EIR Environmental Impact Report – a report evaluating the impacts of a project based on the California Environmental Quality Act (CEQA).
- JPB Joint Powers Board – the regulating body of Caltrain
- LTA limited tree assessment; tree estimates based on canopy analysis of ArcGIS maps, modeling, and hi-rail survey to estimate numbers of trees to be removed and species composition.
- LU Landscape Unit – a value for appraising trees to determine replacement requirements in the City of San Mateo
- MP Milepost – Caltrain tracks are measured and marked in mile units from north to south.
- ROW Caltrain's right-of-way
- TA Tree Assessment; tree estimates based on counting in the field, but no data on size, exact location or condition were collected.
- TA_T Trunk Area of tree, the surface area of a cross section of a tree trunk. For trees less than 31" DBH the formula of a circle is used ($TA_T = .785d^2$)
- TI Tree Inventory; tree by tree assessment of condition, size, species and location of 2,172 trees throughout 7 jurisdictions.



Attachment 6

References



DRAFT Tree Inventory and Canopy Assessment
Peninsula Corridor Electrification Project
February 2014



Attachment 6 - References

American National Standards Institute (ANSI). 2001. *ANSI A300 Pruning Standard*. American National Standards Institute

ESRI. 2013. Aerial Imagery Base Map. Redlands, CA

Gilman, E.F., and S. Lilly. 2008. *Best Management Practices Tree Pruning*, 2nd Edition. International Society of Arboriculture. Champaign IL.

HortScience, Inc. 2003. Tree Survey and Assessment Caltrain Electrification Project. Pleasanton, CA

International Society of Arboriculture, 9th edition. 2000. *Guide for Plant Appraisal*. Champaign IL, 2000).

Matheny, N.P. and J. R. Clark. 1998. *Trees and Development: A Guide to Preserving Trees during Land Development*. International Society of Arboriculture. Champaign IL.

Peninsula Corridor Joint Powers Board. 2014. www.caltrain.com/stations/systemmap.html

US Department of Agriculture. 2009. National Agriculture Imagery Program (NAIP) Aerial Imagery. <http://www.atlas.ca.gov/download.html>

US Geological Survey. Government Units. Accessed 2013 from ArcGIS server.

Appendix F.2

Final EIR Tree Impact Analysis (ICF International)

FEIR Revised Calcs

Summary: Calculation of FEIR Canopy and Tree Removals/Prunings

| Jurisdiction | MP Start | MP End | DEIR Removals | DEIR Prune | DEIR Canopy (ac) | DEIR Tree Removal/ Canopy Ac | DEIR Tree Pruning/ Canopy Ac | FEIR Canopy in ESZ (Ac) | FEIR Removals | FEIR Prune | Notes |
|---------------------------------|----------|--------|---------------|--------------|------------------|------------------------------|------------------------------|-------------------------|---------------|--------------|--|
| San Francisco | 0.0 | 5.2 | 51 | 9 | 0.23 | 222 | 39 | 0.16 | 35 | 22 | |
| Brisbane | 5.2 | 7.9 | 14 | 22 | 0.18 | 78 | 122 | 0.10 | 8 | 18 | |
| South San Francisco | 7.9 | 10.4 | 77 | 151 | 0.96 | 80 | 157 | 0.15 | 12 | 88 | |
| San Bruno | 10.4 | 11.9 | 10 | 21 | 0.13 | 77 | 162 | 0.02 | 1 | 12 | |
| Unincorporated San Mateo County | 11.9 | 12.5 | 49 | 98 | 0.61 | 80 | 161 | 0.51 | 41 | 90 | |
| Millbrae | 12.5 | 13.8 | 23 | 46 | 0.29 | 79 | 159 | 0.24 | 19 | 42 | |
| Burlingame | 13.8 | 16.7 | 85 | 154 | 2.52 | 34 | 61 | 1.92 | 38 | 150 | |
| San Mateo | 16.7 | 21.1 | 141 | 279 | 1.76 | 80 | 159 | 0.67 | 53 | 106 | Deleted all canopy for 17.1 - 17.7 due to SM Bridge project removals. Used DEIR pruning acreage average for pruning. |
| Belmont | 21.1 | 22.6 | 34 | 66 | 0.42 | 81 | 157 | 0.33 | 27 | 59 | |
| San Carlos | 22.6 | 24.5 | 78 | 153 | 0.97 | 80 | 158 | 0.56 | 45 | 121 | |
| Redwood City | 24.5 | 26.6 | 67 | 134 | 0.84 | 80 | 160 | 0.56 | 45 | 112 | |
| Unincorporated San Mateo County | 26.4 | 27.2 | 50 | 144 | 0.69 | 72 | 209 | 0.33 | 14 | 131 | |
| Atherton | 27.4 | 28.2 | 142 | 206 | 1.35 | 105 | 153 | 0.95 | 60 | 262 | |
| Menlo Park | 28.1 | 29.7 | 188 | 441 | 2.33 | 81 | 189 | 1.49 | 58 | 527 | |
| Palo Alto | 29.7 | 33.5 | 177 | 481 | 3.27 | 54 | 147 | 1.95 | 73 | 428 | |
| Mountain View | 33.5 | 37.5 | 284 | 292 | 2.03 | 140 | 144 | 1.01 | 142 | 146 | |
| Sunnyvale | 37.5 | 40.8 | 497 | 418 | 3.46 | 144 | 121 | 1.74 | 211 | 509 | |
| Santa Clara | 40.8 | 45.3 | 96 | 191 | 1.2 | 80 | 159 | 0.73 | 58 | 154 | |
| San Jose | 45.3 | 52.0 | 157 | 310 | 1.95 | 81 | 159 | 0.68 | 55 | 210 | |
| Totals | | | 2,220 | 3,616 | 25.19 | 88 | 144 | 14.09 | 995 | 3,186 | |

FEIR methodology

For non-surveyed areas: Used DEIR tree removal/canopy averages and FEIR canopy acreage in ESZ.

For non-surveyed areas: Used DEIR tree pruning/canopy averages and FEIR canopy acreage in ESZ and assumed trees not removed (e.g. net of DEIR removals minus FEIR removals) would be pruned.

For surveyed areas: Used specific ESZ areas and rules for removal/pruning categorizations

Tree Survey Area Rules for Revised Impact Calculations

Distance Classes

| <i>Trunk to Rail</i> | 4 to 8 | 9 to 13 | 14 to 18 | 19 to 24 | 24 to 29 |
|----------------------|---------|---------|-------------|----------|-------------|
| Affected at 24? | Removal | Removal | Removal | Removal | 25% Removal |
| Affected at 21? | Removal | Removal | Removal | Removal | Pruning |
| Affected at 18? | Removal | Removal | 25% Removal | Pruning | Pruning |
| Affected at 16? | Removal | Removal | 50% Removal | Pruning | Pruning |

| <i>Canopy to Rail</i> | 4 to 8 | 9 to 13 | 14 to 18 | 19 to 24 | 24 to 29 |
|-----------------------|---------|---------|-------------|-------------|-----------|
| Affected at 24? | Pruning | Pruning | Pruning | Pruning | No Impact |
| Affected at 21? | Pruning | Pruning | Pruning | 50% Pruning | No Impact |
| Affected at 18? | Pruning | Pruning | 25% Pruning | No Impact | No Impact |
| Affected at 16? | Pruning | Pruning | 50% Pruning | No Impact | No Impact |

NOTES:

1. 25% removal = Likely that 25% of trees in this distance class will be removed and 75% will be pruned.
2. 50% removal = Likely that 50% of trees in this distance class will be removed and 50% will be pruned.
3. 25% pruning = Likely that 25% of trees in this distance class will be removed and 75% will have no impact
4. 50% pruning = Likely that 50% of trees in this distance class will be removed and 50% will have no impact

FEIR Tree Calculations

Summary: Mitigation Test Areas

| Jurisdiction | MP Start | MP End | DEIR ESZ | DEIR Canopy (ac) | DEIR Tree Removal | DEIR Tree Pruning |
|---|----------|--------|----------|------------------|-------------------|-------------------|
| San Mateo County 1 (1) | 26.40 | 27.16 | 24 | 0.39 | 31 | 60 |
| San Mateo County 2 (2) | 27.16 | 27.40 | 24 | 0.30 | 19 | 82 |
| Atherton 1 (2) | 27.40 | 28.10 | 24 | 1.35 | 142 | 206 |
| Menlo Park (2) | 28.10 | 29.70 | 24 | 2.33 | 188 | 441 |
| Sunnyvale (2) | 39.80 | 40.50 | 24 | 0.73 | 55 | 94 |
| Santa Clara (1) | 45.30 | 45.80 | 24 | 0.11 | 9 | 17 |
| Totals | | | | 5.21 | 444 | 900 |
| Total Effect (Removal + Pruning) | | | | | | 1,344 |

| Jurisdiction | MP Start | MP End | FEIR ESZ | FEIR Canopy in ESZ (Ac) | FEIR Tree Removal | FEIR Tree Pruning |
|---|----------|--------|----------|-------------------------|-------------------|-------------------|
| San Mateo County 1 (1) | 26.40 | 27.16 | 18 | 0.16 | 12 | 43 |
| San Mateo County 2 (2) | 27.16 | 27.40 | 21 | 0.17 | 2 | 88 |
| Atherton 1 (2) | 27.40 | 28.10 | 21 | 0.95 | 60 | 262 |
| Menlo Park (2) | 28.10 | 29.70 | 21 | 1.49 | 58 | 527 |
| Sunnyvale (2) | 39.80 | 40.50 | 18 | 0.39 | 5 | 225 |
| Santa Clara (1) | 45.30 | 45.80 | 18 | 0.00 | 0 | 0 |
| Totals | | | | 3.16 | 136 | 1,144 |
| Total Effect (Removal + Pruning) | | | | | | 1,280 |

| Jurisdiction | MP Start | MP End | Mitigated ESZ | Mitigated Canopy in ESZ (Ac) | Mitigated Tree Removal | Mitigated Tree Pruning |
|---|----------|--------|---------------|------------------------------|------------------------|------------------------|
| San Mateo County 1 (1) | 26.40 | 27.16 | 18 | 0.16 | 12 | 43 |
| San Mateo County 2 (2) | 27.16 | 27.40 | 18 | 0.07 | 0 | 71 |
| Atherton 1 (2) | 27.40 | 28.10 | 16 | 0.42 | 7 | 274 |
| Menlo Park (2) | 28.10 | 29.70 | 18 | 0.84 | 7 | 501 |
| Sunnyvale (2) | 39.80 | 40.50 | 18 | 0.39 | 5 | 225 |
| Santa Clara (1) | 45.30 | 45.80 | 18 | 0.00 | 0 | 0 |
| Totals | | | | 1.87 | 31 | 1,113 |
| Total Effect (Removal + Pruning) | | | | | | 1,145 |

NOTES:

- (1) Estimated by canopy acreage using relationships from DEIR Appendix F for LTA areas
- (2) Estimated by tree by tree interpretation using adjusted ESZ for FEIR and Mitigated test cases

Tree Inventory Analysis with Revised ESZ Estimates for FEIR and Mitigation Test Areas

| Tree ID | Common Name | Trunk to Rail | Canopy to Rail | DEIR Impact | DEIR Remove | Min. Distance T:R | Min. Dist. C:R | FEIR ESZ | FEIR Removal | FEIR Prune | FEIR Cat | Mitigated ESZ | Mitigated Removal | Mitigated Prune | Mitigated Cat |
|---------|--------------------|---------------|----------------|-------------|-------------|-------------------|----------------|----------|--------------|------------|------------|---------------|-------------------|-----------------|---------------|
| A-1-E | Coast Live Oak | 24-29' | - | Yes | 25% | 24 | 4 | 21 | No | Yes | Prune | 18 | No | Yes | Prune |
| A-2-E | Coast Live Oak | 24-29' | - | Yes | 25% | 24 | 4 | 21 | No | Yes | Prune | 18 | No | Yes | Prune |
| A-3-E | Compact blue gum | 24-29' | - | Yes | 25% | 24 | 4 | 21 | No | Yes | Prune | 18 | No | Yes | Prune |
| A-4-E | Compact blue gum | 24-29' | - | Yes | 25% | 24 | 4 | 21 | No | Yes | Prune | 18 | No | Yes | Prune |
| A-5-E | Compact blue gum | 24-29' | - | Yes | 25% | 24 | 4 | 21 | No | Yes | Prune | 18 | No | Yes | Prune |
| A-6-E | Compact blue gum | 24-29' | - | Yes | 25% | 24 | 4 | 21 | No | Yes | Prune | 18 | No | Yes | Prune |
| A-7-E | Compact blue gum | 24-29' | - | Yes | 25% | 24 | 4 | 21 | No | Yes | Prune | 18 | No | Yes | Prune |
| A-8-E | Compact blue gum | 24-29' | - | Yes | 25% | 24 | 4 | 21 | No | Yes | Prune | 18 | No | Yes | Prune |
| A-9-E | Compact blue gum | 24-29' | - | Yes | 25% | 24 | 4 | 21 | No | Yes | Prune | 18 | No | Yes | Prune |
| A-10-E | Compact blue gum | 24-29' | - | Yes | 25% | 24 | 4 | 21 | No | Yes | Prune | 18 | No | Yes | Prune |
| A-11-E | Compact blue gum | 24-29' | - | Yes | 25% | 24 | 4 | 21 | No | Yes | Prune | 18 | No | Yes | Prune |
| A-12-E | Compact blue gum | 24-29' | - | Yes | 25% | 24 | 4 | 21 | No | Yes | Prune | 18 | No | Yes | Prune |
| A-13-E | Compact blue gum | 24-29' | - | Yes | 25% | 24 | 4 | 21 | No | Yes | Prune | 18 | No | Yes | Prune |
| A-14-E | Compact blue gum | 24-29' | - | Yes | 25% | 24 | 4 | 21 | No | Yes | Prune | 18 | No | Yes | Prune |
| A-15-E | Compact blue gum | 24-29' | - | Yes | 25% | 24 | 4 | 21 | No | Yes | Prune | 18 | No | Yes | Prune |
| A-16-E | Compact blue gum | 24-29' | - | Yes | 25% | 24 | 4 | 21 | No | Yes | Prune | 18 | No | Yes | Prune |
| A-17-E | Compact blue gum | 24-29' | - | Yes | 25% | 24 | 4 | 21 | No | Yes | Prune | 18 | No | Yes | Prune |
| A-18-E | Compact blue gum | 24-29' | - | Yes | 25% | 24 | 4 | 21 | No | Yes | Prune | 18 | No | Yes | Prune |
| A-19-E | Compact blue gum | 24-29' | - | Yes | 25% | 24 | 4 | 21 | No | Yes | Prune | 18 | No | Yes | Prune |
| A-20-E | Compact blue gum | 24-29' | - | Yes | 25% | 24 | 4 | 21 | No | Yes | Prune | 18 | No | Yes | Prune |
| A-21-E | Swamp mahogany | - | 14-18' | Yes | No | 29 | 16 | 21 | No | Yes | Prune | 18 | No | 25% | 25% Prune |
| A-22-E | Swamp mahogany | 24-29' | - | Yes | 25% | 24 | 4 | 21 | No | Yes | Prune | 18 | No | Yes | Prune |
| A-23-E | Valley oak | - | 19-24' | Yes | No | 29 | 21 | 21 | No | 50% | 50% Prune | 18 | No | No | No Impact |
| A-24-E | Monterey pine | - | 24-29' | No | No | 29 | 24 | 21 | No | No | No Impact | 18 | No | No | No Impact |
| A-25-E | Monterey pine | - | 19-24' | Yes | No | 29 | 21 | 21 | No | 50% | 50% Prune | 18 | No | No | No Impact |
| A-26-E | Monterey pine | - | 19-24' | Yes | No | 29 | 21 | 21 | No | 50% | 50% Prune | 18 | No | No | No Impact |
| A-27-E | Monterey pine | - | 19-24' | Yes | No | 29 | 21 | 21 | No | 50% | 50% Prune | 18 | No | No | No Impact |
| A-28-E | Monterey pine | - | 19-24' | Yes | No | 29 | 21 | 21 | No | 50% | 50% Prune | 18 | No | No | No Impact |
| A-29-E | Monterey pine | - | 19-24' | Yes | No | 29 | 21 | 21 | No | 50% | 50% Prune | 18 | No | No | No Impact |
| A-30-E | Coast Live Oak | 24-29' | - | Yes | 25% | 24 | 4 | 21 | No | Yes | Prune | 18 | No | Yes | Prune |
| A-31-E | Monterey pine | - | 19-24' | Yes | No | 29 | 21 | 21 | No | 50% | 50% Prune | 18 | No | No | No Impact |
| A-32-E | Coast Live Oak | 24-29' | - | Yes | 25% | 24 | 4 | 21 | No | Yes | Prune | 18 | No | Yes | Prune |
| A-33-E | Monterey pine | - | 19-24' | Yes | No | 29 | 21 | 21 | No | 50% | 50% Prune | 18 | No | No | No Impact |
| A-34-E | Compact blue gum | 24-29' | - | Yes | 25% | 24 | 4 | 21 | No | Yes | Prune | 18 | No | Yes | Prune |
| A-35-E | Compact blue gum | - | 19-24' | Yes | No | 29 | 21 | 21 | No | 50% | 50% Prune | 18 | No | No | No Impact |
| A-36-E | Compact blue gum | 24-29' | - | Yes | 25% | 24 | 4 | 21 | No | Yes | Prune | 18 | No | Yes | Prune |
| A-37-E | Compact blue gum | 24-29' | - | Yes | 25% | 24 | 4 | 21 | No | Yes | Prune | 18 | No | Yes | Prune |
| A-38-E | Compact blue gum | - | 14-18' | Yes | No | 29 | 16 | 21 | No | Yes | Prune | 18 | No | 25% | 25% Prune |
| A-39-E | Compact blue gum | 24-29' | - | Yes | 25% | 24 | 4 | 21 | No | Yes | Prune | 18 | No | Yes | Prune |
| A-40-E | Compact blue gum | 24-29' | - | Yes | 25% | 24 | 4 | 21 | No | Yes | Prune | 18 | No | Yes | Prune |
| A-41-E | Blue gum | - | 19-24' | Yes | No | 29 | 21 | 21 | No | 50% | 50% Prune | 18 | No | No | No Impact |
| A-42-E | Monterey pine | - | 14-18' | Yes | No | 29 | 16 | 21 | No | Yes | Prune | 18 | No | 25% | 25% Prune |
| A-43-E | Monterey pine | - | 09-13' | Yes | No | 29 | 9 | 21 | No | Yes | Prune | 18 | No | Yes | Prune |
| A-44-E | Compact blue gum | 24-29' | - | Yes | 25% | 24 | 4 | 21 | No | Yes | Prune | 18 | No | Yes | Prune |
| A-45-E | Compact blue gum | - | 09-13' | Yes | No | 29 | 9 | 21 | No | Yes | Prune | 18 | No | Yes | Prune |
| A-46-E | Canary Island palm | - | 19-24' | Yes | No | 29 | 21 | 21 | No | 50% | 50% Prune | 18 | No | No | No Impact |
| A-47-E | Compact blue gum | - | 24-29' | No | No | 29 | 24 | 21 | No | No | No Impact | 18 | No | No | No Impact |
| A-48-E | Valley oak | 24-29' | - | Yes | 25% | 24 | 4 | 21 | No | Yes | Prune | 18 | No | Yes | Prune |
| A-49-E | Valley oak | 19-24' | - | Yes | Yes | 21 | 4 | 21 | 50% | No | 50% Remove | 16 | No | Yes | Prune |
| A-50-E | Coast Live Oak | 19-24' | - | Yes | Yes | 21 | 4 | 21 | 50% | No | 50% Remove | 16 | No | Yes | Prune |
| A-51-E | Coast Live Oak | 19-24' | - | Yes | Yes | 21 | 4 | 21 | 50% | No | 50% Remove | 16 | No | Yes | Prune |
| A-52-E | Coast Live Oak | 19-24' | - | Yes | Yes | 21 | 4 | 21 | 50% | No | 50% Remove | 16 | No | Yes | Prune |
| A-53-E | Coast Live Oak | 19-24' | - | Yes | Yes | 21 | 4 | 21 | 50% | No | 50% Remove | 16 | No | Yes | Prune |
| A-54-E | Coast Live Oak | 19-24' | - | Yes | Yes | 21 | 4 | 21 | 50% | No | 50% Remove | 16 | No | Yes | Prune |

Tree Inventory Analysis with Revised ESZ Estimates for FEIR and Mitigation Test Areas

| Tree ID | Common Name | Trunk to Rail | Canopy to Rail | DEIR Impact | DEIR Remove | Min. Distance T:R | Min. Dist. C:R | FEIR ESZ | FEIR Removal | FEIR Prune | FEIR Cat | Mitigated ESZ | Mitigated Removal | Mitigated Prune | Mitigated Cat |
|---------|-----------------|---------------|----------------|-------------|-------------|-------------------|----------------|----------|--------------|------------|------------|---------------|-------------------|-----------------|---------------|
| A-55-E | Coast Live Oak | 19-24' | - | Yes | Yes | 21 | 4 | 21 | 50% | No | 50% Remove | 16 | No | Yes | Prune |
| A-56-E | Tree of Heaven | 19-24' | - | Yes | Yes | 21 | 4 | 21 | 50% | No | 50% Remove | 16 | No | Yes | Prune |
| A-57-E | Tree of Heaven | 19-24' | - | Yes | Yes | 21 | 4 | 21 | 50% | No | 50% Remove | 16 | No | Yes | Prune |
| A-58-E | Tree of Heaven | 19-24' | - | Yes | Yes | 21 | 4 | 21 | 50% | No | 50% Remove | 16 | No | Yes | Prune |
| A-59-E | Tree of Heaven | 19-24' | - | Yes | Yes | 21 | 4 | 21 | 50% | No | 50% Remove | 16 | No | Yes | Prune |
| A-60-E | Tree of Heaven | 19-24' | - | Yes | Yes | 21 | 4 | 21 | 50% | No | 50% Remove | 16 | No | Yes | Prune |
| A-61-E | Tree of Heaven | 24-29' | - | Yes | 25% | 24 | 4 | 21 | No | Yes | Prune | 16 | No | Yes | Prune |
| A-62-E | Tree of Heaven | 19-24' | - | Yes | Yes | 21 | 4 | 21 | 50% | No | 50% Remove | 16 | No | Yes | Prune |
| A-63-E | Tree of Heaven | 19-24' | - | Yes | Yes | 21 | 4 | 21 | 50% | No | 50% Remove | 16 | No | Yes | Prune |
| A-64-E | Tree of Heaven | 19-24' | - | Yes | Yes | 21 | 4 | 21 | 50% | No | 50% Remove | 16 | No | Yes | Prune |
| A-65-E | Tree of Heaven | 24-29' | - | Yes | 25% | 24 | 4 | 21 | No | Yes | Prune | 16 | No | Yes | Prune |
| A-66-E | Monterey pine | 19-24' | - | Yes | Yes | 21 | 4 | 21 | 50% | No | 50% Remove | 16 | No | Yes | Prune |
| A-67-E | Tree of Heaven | 19-24' | - | Yes | Yes | 21 | 4 | 21 | 50% | No | 50% Remove | 16 | No | Yes | Prune |
| A-68-E | Monterey pine | 24-29' | - | Yes | 25% | 24 | 4 | 21 | No | Yes | Prune | 16 | No | Yes | Prune |
| A-69-E | Tree of Heaven | 19-24' | - | Yes | Yes | 21 | 4 | 21 | 50% | No | 50% Remove | 16 | No | Yes | Prune |
| A-70-E | Tree of Heaven | 19-24' | - | Yes | Yes | 21 | 4 | 21 | 50% | No | 50% Remove | 16 | No | Yes | Prune |
| A-71-E | Tree of Heaven | 24-29' | - | Yes | 25% | 24 | 4 | 21 | No | Yes | Prune | 16 | No | Yes | Prune |
| A-72-E | Tree of Heaven | 24-29' | - | Yes | 25% | 24 | 4 | 21 | No | Yes | Prune | 16 | No | Yes | Prune |
| A-73-E | Monterey pine | 24-29' | - | Yes | 25% | 24 | 4 | 21 | No | Yes | Prune | 16 | No | Yes | Prune |
| A-74-E | Tree of Heaven | - | 09-13' | Yes | No | 29 | 9 | 21 | No | Yes | Prune | 16 | No | Yes | Prune |
| A-75-E | Tree of Heaven | 19-24' | - | Yes | Yes | 21 | 4 | 21 | 50% | No | 50% Remove | 16 | No | Yes | Prune |
| A-76-E | Tree of Heaven | 19-24' | - | Yes | Yes | 21 | 4 | 21 | 50% | No | 50% Remove | 16 | No | Yes | Prune |
| A-77-E | Tree of Heaven | 24-29' | - | Yes | 25% | 24 | 4 | 21 | No | Yes | Prune | 16 | No | Yes | Prune |
| A-78-E | Tree of Heaven | - | 19-24' | Yes | No | 29 | 21 | 21 | No | 50% | 50% Prune | 16 | No | No | No Impact |
| A-79-E | Tree of Heaven | - | 19-24' | Yes | No | 29 | 21 | 21 | No | 50% | 50% Prune | 16 | No | No | No Impact |
| A-80-E | Tree of Heaven | - | 14-18' | Yes | No | 29 | 16 | 21 | No | Yes | Prune | 16 | No | 50% | 50% Prune |
| A-81-E | Monterey pine | 24-29' | - | Yes | 25% | 24 | 4 | 21 | No | Yes | Prune | 16 | No | Yes | Prune |
| A-82-E | Tree of Heaven | 19-24' | - | Yes | Yes | 21 | 4 | 21 | 50% | No | 50% Remove | 16 | No | Yes | Prune |
| A-83-E | Tree of Heaven | 19-24' | - | Yes | Yes | 21 | 4 | 21 | 50% | No | 50% Remove | 16 | No | Yes | Prune |
| A-84-E | Tree of Heaven | - | 19-24' | Yes | No | 29 | 21 | 21 | No | 50% | 50% Prune | 16 | No | No | No Impact |
| A-85-E | Tree of Heaven | 19-24' | - | Yes | Yes | 21 | 4 | 21 | 50% | No | 50% Remove | 16 | No | Yes | Prune |
| A-86-E | Monterey pine | 24-29' | - | Yes | 25% | 24 | 4 | 21 | No | Yes | Prune | 16 | No | Yes | Prune |
| A-87-E | Monterey pine | 24-29' | - | Yes | 25% | 24 | 4 | 21 | No | Yes | Prune | 16 | No | Yes | Prune |
| A-88-E | Tree of Heaven | 24-29' | - | Yes | 25% | 24 | 4 | 21 | No | Yes | Prune | 16 | No | Yes | Prune |
| A-89-E | Tree of Heaven | 24-29' | - | Yes | 25% | 24 | 4 | 21 | No | Yes | Prune | 16 | No | Yes | Prune |
| A-90-E | Tree of Heaven | 24-29' | - | Yes | 25% | 24 | 4 | 21 | No | Yes | Prune | 16 | No | Yes | Prune |
| A-91-E | Coast Live Oak | 19-24' | - | Yes | Yes | 21 | 4 | 21 | 50% | No | 50% Remove | 16 | No | Yes | Prune |
| A-92-E | Monterey pine | 24-29' | - | Yes | 25% | 24 | 4 | 21 | No | Yes | Prune | 16 | No | Yes | Prune |
| A-93-E | Bailey acacia | 19-24' | - | Yes | Yes | 21 | 4 | 21 | 50% | No | 50% Remove | 16 | No | Yes | Prune |
| A-94-E | Bailey acacia | 19-24' | - | Yes | Yes | 21 | 4 | 21 | 50% | No | 50% Remove | 16 | No | Yes | Prune |
| A-95-E | Monterey pine | 24-29' | - | Yes | 25% | 24 | 4 | 21 | No | Yes | Prune | 16 | No | Yes | Prune |
| A-96-E | Bailey acacia | - | 24-29' | No | No | 29 | 24 | 21 | No | No | No Impact | 16 | No | No | No Impact |
| A-97-E | Monterey pine | 24-29' | - | Yes | 25% | 24 | 4 | 21 | No | Yes | Prune | 16 | No | Yes | Prune |
| A-98-E | Pittosporum sp. | - | 24-29' | No | No | 29 | 24 | 21 | No | No | No Impact | 16 | No | No | No Impact |
| A-99-E | Monterey pine | 19-24' | - | Yes | Yes | 21 | 4 | 21 | 50% | No | 50% Remove | 16 | No | Yes | Prune |
| A-100-E | Glossy privet | 24-29' | - | Yes | 25% | 24 | 4 | 21 | No | Yes | Prune | 16 | No | Yes | Prune |
| A-101-E | Monterey pine | 24-29' | - | Yes | 25% | 24 | 4 | 21 | No | Yes | Prune | 16 | No | Yes | Prune |
| A-102-E | Glossy privet | 24-29' | - | Yes | 25% | 24 | 4 | 21 | No | Yes | Prune | 16 | No | Yes | Prune |
| A-103-E | Valley oak | - | 14-18' | Yes | No | 29 | 16 | 21 | No | Yes | Prune | 16 | No | 50% | 50% Prune |
| A-104-E | Bailey acacia | - | 04-08' | Yes | No | 29 | 4 | 21 | No | Yes | Prune | 16 | No | Yes | Prune |
| A-105-E | Bailey acacia | 24-29' | - | Yes | 25% | 24 | 4 | 21 | No | Yes | Prune | 16 | No | Yes | Prune |
| A-106-E | Coast Redwood | 24-29' | - | Yes | 25% | 24 | 4 | 21 | No | Yes | Prune | 16 | No | Yes | Prune |
| A-107-E | Coast Redwood | 24-29' | - | Yes | 25% | 24 | 4 | 21 | No | Yes | Prune | 16 | No | Yes | Prune |
| A-108-E | Blue gum | 19-24' | - | Yes | Yes | 21 | 4 | 21 | 50% | No | 50% Remove | 16 | No | Yes | Prune |

Tree Inventory Analysis with Revised ESZ Estimates for FEIR and Mitigation Test Areas

| Tree ID | Common Name | Trunk to Rail | Canopy to Rail | DEIR Impact | DEIR Remove | Min. Distance T:R | Min. Dist. C:R | FEIR ESZ | FEIR Removal | FEIR Prune | FEIR Cat | Mitigated ESZ | Mitigated Removal | Mitigated Prune | Mitigated Cat |
|---------|------------------|---------------|----------------|-------------|-------------|-------------------|----------------|----------|--------------|------------|------------|---------------|-------------------|-----------------|---------------|
| A-109-E | Monterey pine | - | 04-08' | Yes | No | 29 | 4 | 21 | No | Yes | Prune | 16 | No | Yes | Prune |
| A-110-E | Blue gum | - | 04-08' | Yes | No | 29 | 4 | 21 | No | Yes | Prune | 16 | No | Yes | Prune |
| A-111-E | Coast Redwood | 24-29' | - | Yes | 25% | 24 | 4 | 21 | No | Yes | Prune | 16 | No | Yes | Prune |
| A-112-E | Coast Redwood | 24-29' | - | Yes | 25% | 24 | 4 | 21 | No | Yes | Prune | 16 | No | Yes | Prune |
| A-113-E | Coast Redwood | 24-29' | - | Yes | 25% | 24 | 4 | 21 | No | Yes | Prune | 16 | No | Yes | Prune |
| A-114-E | Coast Redwood | 24-29' | - | Yes | 25% | 24 | 4 | 21 | No | Yes | Prune | 16 | No | Yes | Prune |
| A-115-E | Coast Redwood | 24-29' | - | Yes | 25% | 24 | 4 | 21 | No | Yes | Prune | 16 | No | Yes | Prune |
| A-116-E | Coast Redwood | 24-29' | - | Yes | 25% | 24 | 4 | 21 | No | Yes | Prune | 16 | No | Yes | Prune |
| A-117-E | Blackwood acacia | 19-24' | - | Yes | Yes | 21 | 4 | 21 | 50% | No | 50% Remove | 16 | No | Yes | Prune |
| A-118-E | Coast Live Oak | 14-18' | - | Yes | Yes | 16 | 4 | 21 | Yes | No | Remove | 16 | 50% | No | 50% Remove |
| A-119-E | Coast Redwood | 24-29' | - | Yes | 25% | 24 | 4 | 21 | No | Yes | Prune | 16 | No | Yes | Prune |
| A-120-E | Coast Redwood | 24-29' | - | Yes | 25% | 24 | 4 | 21 | No | Yes | Prune | 16 | No | Yes | Prune |
| A-121-E | Coast Redwood | 24-29' | - | Yes | 25% | 24 | 4 | 21 | No | Yes | Prune | 16 | No | Yes | Prune |
| A-122-E | Coast Redwood | 24-29' | - | Yes | 25% | 24 | 4 | 21 | No | Yes | Prune | 16 | No | Yes | Prune |
| A-123-E | Coast Redwood | 24-29' | - | Yes | 25% | 24 | 4 | 21 | No | Yes | Prune | 16 | No | Yes | Prune |
| A-124-E | Coast Live Oak | 14-18' | - | Yes | Yes | 16 | 4 | 21 | Yes | No | Remove | 16 | 50% | No | 50% Remove |
| A-125-E | River red gum | - | 04-08' | Yes | No | 29 | 4 | 21 | No | Yes | Prune | 16 | No | Yes | Prune |
| A-126-E | Coast Live Oak | 14-18' | - | Yes | Yes | 16 | 4 | 21 | Yes | No | Remove | 16 | 50% | No | 50% Remove |
| A-127-E | Coast Redwood | 24-29' | - | Yes | 25% | 24 | 4 | 21 | No | Yes | Prune | 16 | No | Yes | Prune |
| A-128-E | Coast Redwood | 24-29' | - | Yes | 25% | 24 | 4 | 21 | No | Yes | Prune | 16 | No | Yes | Prune |
| A-129-E | Coast Redwood | 24-29' | - | Yes | 25% | 24 | 4 | 21 | No | Yes | Prune | 16 | No | Yes | Prune |
| A-130-E | Coast Redwood | 24-29' | - | Yes | 25% | 24 | 4 | 21 | No | Yes | Prune | 16 | No | Yes | Prune |
| A-131-E | Coast Redwood | 24-29' | - | Yes | 25% | 24 | 4 | 21 | No | Yes | Prune | 16 | No | Yes | Prune |
| A-132-E | Coast Redwood | 24-29' | - | Yes | 25% | 24 | 4 | 21 | No | Yes | Prune | 16 | No | Yes | Prune |
| A-133-E | Coast Redwood | 24-29' | - | Yes | 25% | 24 | 4 | 21 | No | Yes | Prune | 16 | No | Yes | Prune |
| A-134-E | Coast Redwood | 24-29' | - | Yes | 25% | 24 | 4 | 21 | No | Yes | Prune | 16 | No | Yes | Prune |
| A-135-E | Coast Redwood | 24-29' | - | Yes | 25% | 24 | 4 | 21 | No | Yes | Prune | 16 | No | Yes | Prune |
| A-136-E | Coast Redwood | 24-29' | - | Yes | 25% | 24 | 4 | 21 | No | Yes | Prune | 16 | No | Yes | Prune |
| A-137-E | Coast Redwood | 24-29' | - | Yes | 25% | 24 | 4 | 21 | No | Yes | Prune | 16 | No | Yes | Prune |
| A-138-E | Coast Redwood | 24-29' | - | Yes | 25% | 24 | 4 | 21 | No | Yes | Prune | 16 | No | Yes | Prune |
| A-139-E | Coast Redwood | 24-29' | - | Yes | 25% | 24 | 4 | 21 | No | Yes | Prune | 16 | No | Yes | Prune |
| A-140-E | Coast Redwood | 24-29' | - | Yes | 25% | 24 | 4 | 21 | No | Yes | Prune | 16 | No | Yes | Prune |
| A-141-E | Coast Redwood | 24-29' | - | Yes | 25% | 24 | 4 | 21 | No | Yes | Prune | 16 | No | Yes | Prune |
| A-142-E | Coast Redwood | 24-29' | - | Yes | 25% | 24 | 4 | 21 | No | Yes | Prune | 16 | No | Yes | Prune |
| A-143-E | Coast Redwood | 24-29' | - | Yes | 25% | 24 | 4 | 21 | No | Yes | Prune | 16 | No | Yes | Prune |
| A-144-E | Coast Redwood | 24-29' | - | Yes | 25% | 24 | 4 | 21 | No | Yes | Prune | 16 | No | Yes | Prune |
| A-145-E | Coast Redwood | 24-29' | - | Yes | 25% | 24 | 4 | 21 | No | Yes | Prune | 16 | No | Yes | Prune |
| A-146-E | Coast Redwood | 24-29' | - | Yes | 25% | 24 | 4 | 21 | No | Yes | Prune | 16 | No | Yes | Prune |
| A-147-E | Coast Redwood | 24-29' | - | Yes | 25% | 24 | 4 | 21 | No | Yes | Prune | 16 | No | Yes | Prune |
| A-148-E | Coast Redwood | 24-29' | - | Yes | 25% | 24 | 4 | 21 | No | Yes | Prune | 16 | No | Yes | Prune |
| A-149-E | Coast Redwood | 24-29' | - | Yes | 25% | 24 | 4 | 21 | No | Yes | Prune | 16 | No | Yes | Prune |
| A-150-E | Coast Redwood | 24-29' | - | Yes | 25% | 24 | 4 | 21 | No | Yes | Prune | 16 | No | Yes | Prune |
| A-151-E | Coast Redwood | 24-29' | - | Yes | 25% | 24 | 4 | 21 | No | Yes | Prune | 16 | No | Yes | Prune |
| A-152-E | Coast Redwood | 24-29' | - | Yes | 25% | 24 | 4 | 21 | No | Yes | Prune | 16 | No | Yes | Prune |
| A-153-E | Blue gum | 24-29' | - | Yes | 25% | 24 | 4 | 21 | No | Yes | Prune | 16 | No | Yes | Prune |
| A-154-E | Blue gum | 24-29' | - | Yes | 25% | 24 | 4 | 21 | No | Yes | Prune | 16 | No | Yes | Prune |
| A-155-E | Pittosporum sp. | 19-24' | - | Yes | Yes | 21 | 4 | 21 | 50% | No | 50% Remove | 16 | No | Yes | Prune |
| A-156-E | Pittosporum sp. | 19-24' | - | Yes | Yes | 21 | 4 | 21 | 50% | No | 50% Remove | 16 | No | Yes | Prune |
| A-157-E | Pittosporum sp. | 19-24' | - | Yes | Yes | 21 | 4 | 21 | 50% | No | 50% Remove | 16 | No | Yes | Prune |
| A-158-E | Pittosporum sp. | 19-24' | - | Yes | Yes | 21 | 4 | 21 | 50% | No | 50% Remove | 16 | No | Yes | Prune |
| A-159-E | Pittosporum sp. | 19-24' | - | Yes | Yes | 21 | 4 | 21 | 50% | No | 50% Remove | 16 | No | Yes | Prune |
| A-160-E | Pittosporum sp. | 19-24' | - | Yes | Yes | 21 | 4 | 21 | 50% | No | 50% Remove | 16 | No | Yes | Prune |
| A-161-E | Pittosporum sp. | 19-24' | - | Yes | Yes | 21 | 4 | 21 | 50% | No | 50% Remove | 16 | No | Yes | Prune |
| A-162-E | Monterey pine | 19-24' | - | Yes | Yes | 21 | 4 | 21 | 50% | No | 50% Remove | 16 | No | Yes | Prune |

Tree Inventory Analysis with Revised ESZ Estimates for FEIR and Mitigation Test Areas

| Tree ID | Common Name | Trunk to Rail | Canopy to Rail | DEIR Impact | DEIR Remove | Min. Distance T:R | Min. Dist. C:R | FEIR ESZ | FEIR Removal | FEIR Prune | FEIR Cat | Mitigated ESZ | Mitigated Removal | Mitigated Prune | Mitigated Cat |
|---------|--------------------|---------------|----------------|-------------|-------------|-------------------|----------------|----------|--------------|------------|------------|---------------|-------------------|-----------------|---------------|
| A-163-E | Monterey pine | 19-24' | - | Yes | Yes | 21 | 4 | 21 | 50% | No | 50% Remove | 16 | No | Yes | Prune |
| A-164-E | Pittosporum sp. | 19-24' | - | Yes | Yes | 21 | 4 | 21 | 50% | No | 50% Remove | 16 | No | Yes | Prune |
| A-165-E | Pittosporum sp. | 19-24' | - | Yes | Yes | 21 | 4 | 21 | 50% | No | 50% Remove | 16 | No | Yes | Prune |
| A-166-E | Valley oak | 24-29' | - | Yes | 25% | 24 | 4 | 21 | No | Yes | Prune | 16 | No | Yes | Prune |
| A-167-E | Monterey pine | 19-24' | - | Yes | Yes | 21 | 4 | 21 | 50% | No | 50% Remove | 16 | No | Yes | Prune |
| A-168-E | Coast Live Oak | 19-24' | - | Yes | Yes | 21 | 4 | 21 | 50% | No | 50% Remove | 16 | No | Yes | Prune |
| A-169-E | Coast Live Oak | 19-24' | - | Yes | Yes | 21 | 4 | 21 | 50% | No | 50% Remove | 16 | No | Yes | Prune |
| A-170-E | Coast Redwood | 24-29' | - | Yes | 25% | 24 | 4 | 21 | No | Yes | Prune | 16 | No | Yes | Prune |
| A-171-E | Coast Live Oak | 14-18' | - | Yes | Yes | 16 | 4 | 21 | Yes | No | Remove | 16 | 50% | No | 50% Remove |
| A-172-E | Podocarpus | 19-24' | - | Yes | Yes | 21 | 4 | 21 | 50% | No | 50% Remove | 16 | No | Yes | Prune |
| A-173-E | Coast Redwood | 24-29' | - | Yes | 25% | 24 | 4 | 21 | No | Yes | Prune | 16 | No | Yes | Prune |
| A-174-E | Coast Redwood | 24-29' | - | Yes | 25% | 24 | 4 | 21 | No | Yes | Prune | 16 | No | Yes | Prune |
| A-175-E | Valley oak | 19-24' | - | Yes | Yes | 21 | 4 | 21 | 50% | No | 50% Remove | 16 | No | Yes | Prune |
| A-176-E | Glossy privet | 19-24' | - | Yes | Yes | 21 | 4 | 21 | 50% | No | 50% Remove | 16 | No | Yes | Prune |
| A-177-E | Silver dollar gum | 24-29' | - | Yes | 25% | 24 | 4 | 21 | No | Yes | Prune | 16 | No | Yes | Prune |
| A-178-E | Coast Redwood | - | 24-29' | No | No | 29 | 24 | 21 | No | No | No Impact | 16 | No | No | No Impact |
| A-179-E | Coast Redwood | - | 24-29' | No | No | 29 | 24 | 21 | No | No | No Impact | 16 | No | No | No Impact |
| A-180-E | Coast Redwood | - | 24-29' | No | No | 29 | 24 | 21 | No | No | No Impact | 16 | No | No | No Impact |
| A-181-E | Italian buckthorn | 19-24' | - | Yes | Yes | 21 | 4 | 21 | 50% | No | 50% Remove | 16 | No | Yes | Prune |
| A-182-E | Valley oak | - | 09-13' | Yes | No | 29 | 9 | 21 | No | Yes | Prune | 16 | No | Yes | Prune |
| A-183-E | Valley oak | - | 04-08' | Yes | No | 29 | 4 | 21 | No | Yes | Prune | 16 | No | Yes | Prune |
| A-184-E | Italian buckthorn | 19-24' | - | Yes | Yes | 21 | 4 | 21 | 50% | No | 50% Remove | 16 | No | Yes | Prune |
| A-185-E | Valley oak | 24-29' | - | Yes | 25% | 24 | 4 | 21 | No | Yes | Prune | 16 | No | Yes | Prune |
| A-186-E | Coast Live Oak | 14-18' | - | Yes | Yes | 16 | 4 | 21 | Yes | No | Remove | 16 | 50% | No | 50% Remove |
| A-187-E | Plum | 24-29' | - | Yes | 25% | 24 | 4 | 21 | No | Yes | Prune | 16 | No | Yes | Prune |
| A-188-E | Coast Redwood | - | 19-24' | Yes | No | 29 | 21 | 21 | No | 50% | 50% Prune | 16 | No | No | No Impact |
| A-189-E | Coast Redwood | - | 14-18' | Yes | No | 29 | 16 | 21 | No | Yes | Prune | 16 | No | 50% | 50% Prune |
| A-190-E | Incense cedar | - | 24-29' | No | No | 29 | 24 | 21 | No | No | No Impact | 16 | No | No | No Impact |
| A-191-E | Glossy privet | 19-24' | - | Yes | Yes | 21 | 4 | 21 | 50% | No | 50% Remove | 16 | No | Yes | Prune |
| A-192-E | Coast Redwood | 24-29' | - | Yes | 25% | 24 | 4 | 21 | No | Yes | Prune | 16 | No | Yes | Prune |
| A-193-E | Coast Redwood | 24-29' | - | Yes | 25% | 24 | 4 | 21 | No | Yes | Prune | 16 | No | Yes | Prune |
| A-194-E | Coast Redwood | 24-29' | - | Yes | 25% | 24 | 4 | 21 | No | Yes | Prune | 16 | No | Yes | Prune |
| A-195-E | Coast Redwood | 24-29' | - | Yes | 25% | 24 | 4 | 21 | No | Yes | Prune | 16 | No | Yes | Prune |
| A-196-E | Coast Redwood | 24-29' | - | Yes | 25% | 24 | 4 | 21 | No | Yes | Prune | 16 | No | Yes | Prune |
| A-197-E | Coast Redwood | 24-29' | - | Yes | 25% | 24 | 4 | 21 | No | Yes | Prune | 16 | No | Yes | Prune |
| A-198-E | Coast Redwood | 19-24' | - | Yes | Yes | 21 | 4 | 21 | 50% | No | 50% Remove | 16 | No | Yes | Prune |
| A-199-E | Coast Redwood | 24-29' | - | Yes | 25% | 24 | 4 | 21 | No | Yes | Prune | 16 | No | Yes | Prune |
| A-200-E | Coast Redwood | 19-24' | - | Yes | Yes | 21 | 4 | 21 | 50% | No | 50% Remove | 16 | No | Yes | Prune |
| A-201-E | Glossy privet | 24-29' | - | Yes | 25% | 24 | 4 | 21 | No | Yes | Prune | 16 | No | Yes | Prune |
| A-202-E | Monterey pine | 24-29' | - | Yes | 25% | 24 | 4 | 21 | No | Yes | Prune | 16 | No | Yes | Prune |
| A-203-E | Monterey pine | 24-29' | - | Yes | 25% | 24 | 4 | 21 | No | Yes | Prune | 16 | No | Yes | Prune |
| A-204-E | Monterey pine | 24-29' | - | Yes | 25% | 24 | 4 | 21 | No | Yes | Prune | 16 | No | Yes | Prune |
| A-205-E | Monterey pine | - | 09-13' | Yes | No | 29 | 9 | 21 | No | Yes | Prune | 16 | No | Yes | Prune |
| A-206-E | Silver dollar gum | - | 14-18' | Yes | No | 29 | 16 | 21 | No | Yes | Prune | 16 | No | 50% | 50% Prune |
| A-207-E | Coast Live Oak | - | 14-18' | Yes | No | 29 | 16 | 21 | No | Yes | Prune | 16 | No | 50% | 50% Prune |
| A-208-E | Monterey cypress | - | 09-13' | Yes | No | 29 | 9 | 21 | No | Yes | Prune | 16 | No | Yes | Prune |
| A-209-E | Monterey cypress | - | 14-18' | Yes | No | 29 | 16 | 21 | No | Yes | Prune | 16 | No | 50% | 50% Prune |
| A-210-E | Italian stone pine | - | 09-13' | Yes | No | 29 | 9 | 21 | No | Yes | Prune | 16 | No | Yes | Prune |
| A-211-E | Coast Live Oak | 19-24' | - | Yes | Yes | 21 | 4 | 21 | 50% | No | 50% Remove | 16 | No | Yes | Prune |
| A-212-E | Coast Redwood | 24-29' | - | Yes | 25% | 24 | 4 | 21 | No | Yes | Prune | 16 | No | Yes | Prune |
| A-213-E | Coast Redwood | 24-29' | - | Yes | 25% | 24 | 4 | 21 | No | Yes | Prune | 16 | No | Yes | Prune |
| A-214-E | Coast Redwood | 24-29' | - | Yes | 25% | 24 | 4 | 21 | No | Yes | Prune | 16 | No | Yes | Prune |
| A-215-E | Coast Redwood | 24-29' | - | Yes | 25% | 24 | 4 | 21 | No | Yes | Prune | 16 | No | Yes | Prune |
| A-216-E | Coast Redwood | 24-29' | - | Yes | 25% | 24 | 4 | 21 | No | Yes | Prune | 16 | No | Yes | Prune |

Tree Inventory Analysis with Revised ESZ Estimates for FEIR and Mitigation Test Areas

| Tree ID | Common Name | Trunk to Rail | Canopy to Rail | DEIR Impact | DEIR Remove | Min. Distance T:R | Min. Dist. C:R | FEIR ESZ | FEIR Removal | FEIR Prune | FEIR Cat | Mitigated ESZ | Mitigated Removal | Mitigated Prune | Mitigated Cat |
|---------|----------------|---------------|----------------|-------------|-------------|-------------------|----------------|----------|--------------|------------|------------|---------------|-------------------|-----------------|---------------|
| A-217-E | Coast Redwood | 24-29' | - | Yes | 25% | 24 | 4 | 21 | No | Yes | Prune | 16 | No | Yes | Prune |
| A-218-E | Coast Redwood | 24-29' | - | Yes | 25% | 24 | 4 | 21 | No | Yes | Prune | 16 | No | Yes | Prune |
| A-219-E | Coast Redwood | 24-29' | - | Yes | 25% | 24 | 4 | 21 | No | Yes | Prune | 16 | No | Yes | Prune |
| A-220-E | Valley oak | 14-18' | - | Yes | Yes | 16 | 4 | 21 | Yes | No | Remove | 16 | 50% | No | 50% Remove |
| A-221-E | Coast Redwood | 24-29' | - | Yes | 25% | 24 | 4 | 21 | No | Yes | Prune | 16 | No | Yes | Prune |
| A-222-E | Coast Redwood | 24-29' | - | Yes | 25% | 24 | 4 | 21 | No | Yes | Prune | 16 | No | Yes | Prune |
| A-223-E | Coast Redwood | 24-29' | - | Yes | 25% | 24 | 4 | 21 | No | Yes | Prune | 16 | No | Yes | Prune |
| A-224-E | Coast Redwood | 24-29' | - | Yes | 25% | 24 | 4 | 21 | No | Yes | Prune | 16 | No | Yes | Prune |
| A-225-E | Valley oak | 24-29' | - | Yes | 25% | 24 | 4 | 21 | No | Yes | Prune | 16 | No | Yes | Prune |
| A-226-E | Valley oak | 24-29' | - | Yes | 25% | 24 | 4 | 21 | No | Yes | Prune | 16 | No | Yes | Prune |
| A-227-E | Valley oak | 19-24' | - | Yes | Yes | 21 | 4 | 21 | 50% | No | 50% Remove | 16 | No | Yes | Prune |
| A-228-E | Coast Redwood | - | 24-29' | No | No | 29 | 24 | 21 | No | No | No Impact | 16 | No | No | No Impact |
| A-229-E | Coast Live Oak | 14-18' | - | Yes | Yes | 16 | 4 | 21 | Yes | No | Remove | 16 | 50% | No | 50% Remove |
| A-230-E | Coast Redwood | 19-24' | - | Yes | Yes | 21 | 4 | 21 | 50% | No | 50% Remove | 16 | No | Yes | Prune |
| A-231-E | Glossy privet | 14-18' | - | Yes | Yes | 16 | 4 | 21 | Yes | No | Remove | 16 | 50% | No | 50% Remove |
| A-232-E | Valley oak | 14-18' | - | Yes | Yes | 16 | 4 | 21 | Yes | No | Remove | 16 | 50% | No | 50% Remove |
| A-233-E | Coast Redwood | 19-24' | - | Yes | Yes | 21 | 4 | 21 | 50% | No | 50% Remove | 16 | No | Yes | Prune |
| A-234-E | Coast Redwood | 19-24' | - | Yes | Yes | 21 | 4 | 21 | 50% | No | 50% Remove | 16 | No | Yes | Prune |
| A-235-E | Coast Redwood | 19-24' | - | Yes | Yes | 21 | 4 | 21 | 50% | No | 50% Remove | 16 | No | Yes | Prune |
| A-236-E | Coast Redwood | 19-24' | - | Yes | Yes | 21 | 4 | 21 | 50% | No | 50% Remove | 16 | No | Yes | Prune |
| A-237-E | Coast Redwood | 19-24' | - | Yes | Yes | 21 | 4 | 21 | 50% | No | 50% Remove | 16 | No | Yes | Prune |
| A-238-E | Coast Redwood | 14-18' | - | Yes | Yes | 16 | 4 | 21 | Yes | No | Remove | 16 | 50% | No | 50% Remove |
| A-239-E | Coast Redwood | 19-24' | - | Yes | Yes | 21 | 4 | 21 | 50% | No | 50% Remove | 16 | No | Yes | Prune |
| A-240-E | Valley oak | 14-18' | - | Yes | Yes | 16 | 4 | 21 | Yes | No | Remove | 16 | 50% | No | 50% Remove |
| A-241-E | Coast Redwood | 19-24' | - | Yes | Yes | 21 | 4 | 21 | 50% | No | 50% Remove | 16 | No | Yes | Prune |
| A-242-E | Coast Redwood | 19-24' | - | Yes | Yes | 21 | 4 | 21 | 50% | No | 50% Remove | 16 | No | Yes | Prune |
| A-243-E | Coast Redwood | 19-24' | - | Yes | Yes | 21 | 4 | 21 | 50% | No | 50% Remove | 16 | No | Yes | Prune |
| A-244-E | Coast Redwood | 19-24' | - | Yes | Yes | 21 | 4 | 21 | 50% | No | 50% Remove | 16 | No | Yes | Prune |
| A-245-E | Coast Redwood | 19-24' | - | Yes | Yes | 21 | 4 | 21 | 50% | No | 50% Remove | 16 | No | Yes | Prune |
| A-246-E | Coast Redwood | 14-18' | - | Yes | Yes | 16 | 4 | 21 | Yes | No | Remove | 16 | 50% | No | 50% Remove |
| A-247-E | Coast Redwood | - | 19-24' | Yes | No | 29 | 21 | 21 | No | 50% | 50% Prune | 16 | No | No | No Impact |
| A-248-E | Coast Redwood | 19-24' | - | Yes | Yes | 21 | 4 | 21 | 50% | No | 50% Remove | 16 | No | Yes | Prune |
| A-249-E | Coast Redwood | 19-24' | - | Yes | Yes | 21 | 4 | 21 | 50% | No | 50% Remove | 16 | No | Yes | Prune |
| A-250-E | Blue gum | 19-24' | - | Yes | Yes | 21 | 4 | 21 | 50% | No | 50% Remove | 18 | No | Yes | Prune |
| A-251-E | Coast Live Oak | 14-18' | - | Yes | Yes | 16 | 4 | 21 | Yes | No | Remove | 18 | 25% | No | 25% Remove |
| A-252-E | Coast Live Oak | 19-24' | - | Yes | Yes | 21 | 4 | 21 | 50% | No | 50% Remove | 18 | No | Yes | Prune |
| A-253-E | Cork oak | - | 24-29' | No | No | 29 | 24 | 21 | No | No | No Impact | 18 | No | No | No Impact |
| A-254-E | Coast Live Oak | 19-24' | - | Yes | Yes | 21 | 4 | 21 | 50% | No | 50% Remove | 18 | No | Yes | Prune |
| A-255-E | Coast Live Oak | 19-24' | - | Yes | Yes | 21 | 4 | 21 | 50% | No | 50% Remove | 18 | No | Yes | Prune |
| A-256-E | Coast Live Oak | 19-24' | - | Yes | Yes | 21 | 4 | 21 | 50% | No | 50% Remove | 18 | No | Yes | Prune |
| A-257-E | Coast Live Oak | 24-29' | - | Yes | 25% | 24 | 4 | 21 | No | Yes | Prune | 18 | No | Yes | Prune |
| A-258-E | Coast Live Oak | 14-18' | - | Yes | Yes | 16 | 4 | 21 | Yes | No | Remove | 18 | 25% | No | 25% Remove |
| A-259-E | Coast Live Oak | 19-24' | - | Yes | Yes | 21 | 4 | 21 | 50% | No | 50% Remove | 18 | No | Yes | Prune |
| A-260-E | Coast Live Oak | 14-18' | - | Yes | Yes | 16 | 4 | 21 | Yes | No | Remove | 18 | 25% | No | 25% Remove |
| A-261-E | Coast Live Oak | 19-24' | - | Yes | Yes | 21 | 4 | 21 | 50% | No | 50% Remove | 18 | No | Yes | Prune |
| A-262-E | Holly Oak | - | 24-29' | No | No | 29 | 24 | 21 | No | No | No Impact | 18 | No | No | No Impact |
| A-263-E | Coast Live Oak | - | 24-29' | No | No | 29 | 24 | 21 | No | No | No Impact | 18 | No | No | No Impact |
| A-264-E | Coast Live Oak | 19-24' | - | Yes | Yes | 21 | 4 | 21 | 50% | No | 50% Remove | 18 | No | Yes | Prune |
| A-265-E | Coast Live Oak | 19-24' | - | Yes | Yes | 21 | 4 | 21 | 50% | No | 50% Remove | 18 | No | Yes | Prune |
| A-266-E | Coast Live Oak | - | 24-29' | No | No | 29 | 24 | 21 | No | No | No Impact | 18 | No | No | No Impact |
| A-267-E | Coast Live Oak | 19-24' | - | Yes | Yes | 21 | 4 | 21 | 50% | No | 50% Remove | 18 | No | Yes | Prune |
| A-268-E | Coast Live Oak | - | 19-24' | Yes | No | 29 | 21 | 21 | No | 50% | 50% Prune | 18 | No | No | No Impact |
| A-269-E | Coast Live Oak | 19-24' | - | Yes | Yes | 21 | 4 | 21 | 50% | No | 50% Remove | 18 | No | Yes | Prune |
| A-270-E | Coast Live Oak | 19-24' | - | Yes | Yes | 21 | 4 | 21 | 50% | No | 50% Remove | 18 | No | Yes | Prune |

Tree Inventory Analysis with Revised ESZ Estimates for FEIR and Mitigation Test Areas

| Tree ID | Common Name | Trunk to Rail | Canopy to Rail | DEIR Impact | DEIR Remove | Min. Distance T:R | Min. Dist. C:R | FEIR ESZ | FEIR Removal | FEIR Prune | FEIR Cat | Mitigated ESZ | Mitigated Removal | Mitigated Prune | Mitigated Cat |
|---------|-------------------------|---------------|----------------|-------------|-------------|-------------------|----------------|----------|--------------|------------|------------|---------------|-------------------|-----------------|---------------|
| A-271-E | Coast Live Oak | 19-24' | - | Yes | Yes | 21 | 4 | 21 | 50% | No | 50% Remove | 18 | No | Yes | Prune |
| A-272-E | Coast Live Oak | 19-24' | - | Yes | Yes | 21 | 4 | 21 | 50% | No | 50% Remove | 18 | No | Yes | Prune |
| A-273-E | Coast Live Oak | - | 24-29' | No | No | 29 | 24 | 21 | No | No | No Impact | 18 | No | No | No Impact |
| A-274-E | American elm | 19-24' | - | Yes | Yes | 21 | 4 | 21 | 50% | No | 50% Remove | 18 | No | Yes | Prune |
| A-275-E | American elm | 24-29' | - | Yes | 25% | 24 | 4 | 21 | No | Yes | Prune | 18 | No | Yes | Prune |
| A-276-E | Coast Live Oak | 19-24' | - | Yes | Yes | 21 | 4 | 21 | 50% | No | 50% Remove | 18 | No | Yes | Prune |
| A-277-E | California black walnut | 19-24' | - | Yes | Yes | 21 | 4 | 21 | | No | 50% Remove | 18 | No | Yes | Prune |
| A-278-E | Coast Live Oak | 19-24' | - | Yes | Yes | 21 | 4 | 21 | 50% | No | 50% Remove | 18 | No | Yes | Prune |
| A-279-E | Coast Live Oak | 19-24' | - | Yes | Yes | 21 | 4 | 21 | 50% | No | 50% Remove | 18 | No | Yes | Prune |
| A-280-E | Coast Live Oak | 19-24' | - | Yes | Yes | 21 | 4 | 21 | 50% | No | 50% Remove | 18 | No | Yes | Prune |
| A-281-E | American elm | 19-24' | - | Yes | Yes | 21 | 4 | 21 | 50% | No | 50% Remove | 18 | No | Yes | Prune |
| A-1-W | Plum | 24-29' | - | Yes | 25% | 24 | 4 | 21 | No | Yes | Prune | 18 | No | Yes | Prune |
| A-2-W | Bailey acacia | 24-29' | - | Yes | 25% | 24 | 4 | 21 | No | Yes | Prune | 18 | No | Yes | Prune |
| A-3-W | Olive | - | 19-24' | Yes | No | 29 | 21 | 21 | No | 50% | 50% Prune | 18 | No | No | No Impact |
| A-4-W | Valley oak | 24-29' | - | Yes | 25% | 24 | 4 | 21 | No | Yes | Prune | 18 | No | Yes | Prune |
| A-5-W | Coast Live Oak | 24-29' | - | Yes | 25% | 24 | 4 | 21 | No | Yes | Prune | 18 | No | Yes | Prune |
| A-6-W | Coast Live Oak | - | 19-24' | Yes | No | 29 | 21 | 21 | No | 50% | 50% Prune | 18 | No | No | No Impact |
| A-7-W | Plum | 24-29' | - | Yes | 25% | 24 | 4 | 21 | No | Yes | Prune | 18 | No | Yes | Prune |
| A-8-W | Coast Live Oak | 24-29' | - | Yes | 25% | 24 | 4 | 21 | No | Yes | Prune | 18 | No | Yes | Prune |
| A-9-W | Coast Redwood | - | 24-29' | No | No | 29 | 24 | 21 | No | No | No Impact | 18 | No | No | No Impact |
| A-10-W | Coast Redwood | - | 24-29' | No | No | 29 | 24 | 21 | No | No | No Impact | 18 | No | No | No Impact |
| A-11-W | Coast Live Oak | 24-29' | - | Yes | 25% | 24 | 4 | 21 | No | Yes | Prune | 18 | No | Yes | Prune |
| A-12-W | Coast Live Oak | 24-29' | - | Yes | 25% | 24 | 4 | 21 | No | Yes | Prune | 18 | No | Yes | Prune |
| A-13-W | Monterey pine | - | 24-29' | No | No | 29 | 24 | 21 | No | No | No Impact | 18 | No | No | No Impact |
| A-14-W | Monterey pine | - | 19-24' | Yes | No | 29 | 21 | 21 | No | 50% | 50% Prune | 18 | No | No | No Impact |
| A-15-W | Coast Live Oak | - | 19-24' | Yes | No | 29 | 21 | 21 | No | 50% | 50% Prune | 18 | No | No | No Impact |
| A-16-W | Coast Live Oak | - | 19-24' | Yes | No | 29 | 21 | 21 | No | 50% | 50% Prune | 18 | No | No | No Impact |
| A-17-W | Monterey pine | - | 19-24' | Yes | No | 29 | 21 | 21 | No | 50% | 50% Prune | 18 | No | No | No Impact |
| A-18-W | Coast Live Oak | 24-29' | - | Yes | 25% | 24 | 4 | 21 | No | Yes | Prune | 18 | No | Yes | Prune |
| A-19-W | Monterey pine | - | 19-24' | Yes | No | 29 | 21 | 21 | No | 50% | 50% Prune | 18 | No | No | No Impact |
| A-20-W | Monterey pine | - | 14-18' | Yes | No | 29 | 16 | 21 | No | Yes | Prune | 18 | No | 25% | 25% Prune |
| A-21-W | Blue gum | - | 19-24' | Yes | No | 29 | 21 | 21 | No | 50% | 50% Prune | 18 | No | No | No Impact |
| A-22-W | Blue gum | - | 19-24' | Yes | No | 29 | 21 | 21 | No | 50% | 50% Prune | 18 | No | No | No Impact |
| A-23-W | Bailey acacia | - | 09-13' | Yes | No | 29 | 9 | 21 | No | Yes | Prune | 18 | No | Yes | Prune |
| A-24-W | Monterey cypress | - | 19-24' | Yes | No | 29 | 21 | 21 | No | 50% | 50% Prune | 18 | No | No | No Impact |
| A-25-W | Bailey acacia | - | 19-24' | Yes | No | 29 | 21 | 21 | No | 50% | 50% Prune | 18 | No | No | No Impact |
| A-26-W | Pittosporum sp. | - | 24-29' | No | No | 29 | 24 | 21 | No | No | No Impact | 18 | No | No | No Impact |
| A-27-W | Coast Live Oak | 24-29' | - | Yes | 25% | 24 | 4 | 21 | No | Yes | Prune | 18 | No | Yes | Prune |
| A-28-W | Coast Live Oak | 24-29' | - | Yes | 25% | 24 | 4 | 21 | No | Yes | Prune | 18 | No | Yes | Prune |
| A-29-W | Coast Live Oak | - | 14-18' | Yes | No | 29 | 16 | 21 | No | Yes | Prune | 18 | No | 25% | 25% Prune |
| A-30-W | Coast Redwood | - | 24-29' | No | No | 29 | 24 | 21 | No | No | No Impact | 18 | No | No | No Impact |
| A-31-W | Coast Redwood | - | 24-29' | No | No | 29 | 24 | 21 | No | No | No Impact | 18 | No | No | No Impact |
| A-32-W | Coast Redwood | - | 24-29' | No | No | 29 | 24 | 21 | No | No | No Impact | 18 | No | No | No Impact |
| A-33-W | Coast Redwood | - | 24-29' | No | No | 29 | 24 | 21 | No | No | No Impact | 18 | No | No | No Impact |
| A-34-W | Coast Redwood | - | 24-29' | No | No | 29 | 24 | 21 | No | No | No Impact | 18 | No | No | No Impact |
| A-35-W | Coast Redwood | - | 24-29' | No | No | 29 | 24 | 21 | No | No | No Impact | 18 | No | No | No Impact |
| A-36-W | Coast Redwood | - | 24-29' | No | No | 29 | 24 | 21 | No | No | No Impact | 18 | No | No | No Impact |
| A-37-W | Coast Live Oak | 24-29' | - | Yes | 25% | 24 | 4 | 21 | No | Yes | Prune | 18 | No | Yes | Prune |
| A-38-W | Monterey pine | - | 14-18' | Yes | No | 29 | 16 | 21 | No | Yes | Prune | 18 | No | 25% | 25% Prune |
| A-39-W | Coast Redwood | - | 24-29' | No | No | 29 | 24 | 21 | No | No | No Impact | 18 | No | No | No Impact |
| A-40-W | Monterey pine | - | 24-29' | No | No | 29 | 24 | 21 | No | No | No Impact | 18 | No | No | No Impact |
| A-41-W | Monterey pine | - | 19-24' | Yes | No | 29 | 21 | 21 | No | 50% | 50% Prune | 18 | No | No | No Impact |
| A-42-W | Coast Redwood | - | 24-29' | No | No | 29 | 24 | 21 | No | No | No Impact | 18 | No | No | No Impact |

Tree Inventory Analysis with Revised ESZ Estimates for FEIR and Mitigation Test Areas

| Tree ID | Common Name | Trunk to Rail | Canopy to Rail | DEIR Impact | DEIR Remove | Min. Distance T:R | Min. Dist. C:R | FEIR ESZ | FEIR Removal | FEIR Prune | FEIR Cat | Mitigated ESZ | Mitigated Removal | Mitigated Prune | Mitigated Cat |
|---------|-------------------------|---------------|----------------|-------------|-------------|-------------------|----------------|----------|--------------|------------|-----------|---------------|-------------------|-----------------|---------------|
| A-43-W | Monterey pine | - | 24-29' | No | No | 29 | 24 | 21 | No | No | No Impact | 18 | No | No | No Impact |
| A-44-W | Monterey pine | - | 24-29' | No | No | 29 | 24 | 21 | No | No | No Impact | 18 | No | No | No Impact |
| A-45-W | Monterey pine | - | 19-24' | Yes | No | 29 | 21 | 21 | No | 50% | 50% Prune | 18 | No | No | No Impact |
| A-46-W | Bailey acacia | - | 24-29' | No | No | 29 | 24 | 21 | No | No | No Impact | 18 | No | No | No Impact |
| A-47-W | Bailey acacia | - | 24-29' | No | No | 29 | 24 | 21 | No | No | No Impact | 18 | No | No | No Impact |
| A-48-W | Monterey pine | - | 19-24' | Yes | No | 29 | 21 | 21 | No | 50% | 50% Prune | 18 | No | No | No Impact |
| A-49-W | Monterey pine | - | 24-29' | No | No | 29 | 24 | 21 | No | No | No Impact | 18 | No | No | No Impact |
| A-50-W | Monterey pine | - | 19-24' | Yes | No | 29 | 21 | 21 | No | 50% | 50% Prune | 16 | No | No | No Impact |
| A-51-W | Coast Redwood | - | 19-24' | Yes | No | 29 | 21 | 21 | No | 50% | 50% Prune | 16 | No | No | No Impact |
| A-52-W | California black walnut | - | 19-24' | Yes | No | 29 | 21 | 21 | No | 50% | 50% Prune | 16 | No | No | No Impact |
| A-53-W | Monterey pine | - | 24-29' | No | No | 29 | 24 | 21 | No | No | No Impact | 16 | No | No | No Impact |
| A-54-W | California black walnut | - | 14-18' | Yes | No | 29 | 16 | 21 | No | Yes | Prune | 16 | No | 50% | 50% Prune |
| A-55-W | Coast Live Oak | - | 14-18' | Yes | No | 29 | 16 | 21 | No | Yes | Prune | 16 | No | 50% | 50% Prune |
| A-56-W | Coast Live Oak | - | 19-24' | Yes | No | 29 | 21 | 21 | No | 50% | 50% Prune | 16 | No | No | No Impact |
| A-57-W | Coast Redwood | - | 19-24' | Yes | No | 29 | 21 | 21 | No | 50% | 50% Prune | 16 | No | No | No Impact |
| A-58-W | Coast Redwood | - | 14-18' | Yes | No | 29 | 16 | 21 | No | Yes | Prune | 16 | No | 50% | 50% Prune |
| A-59-W | Coast Redwood | 24-29' | - | Yes | 25% | 24 | 4 | 21 | No | Yes | Prune | 16 | No | Yes | Prune |
| A-60-W | Coast Redwood | 24-29' | - | Yes | 25% | 24 | 4 | 21 | No | Yes | Prune | 16 | No | Yes | Prune |
| A-61-W | Coast Redwood | 24-29' | - | Yes | 25% | 24 | 4 | 21 | No | Yes | Prune | 16 | No | Yes | Prune |
| A-62-W | Coast Redwood | 24-29' | - | Yes | 25% | 24 | 4 | 21 | No | Yes | Prune | 16 | No | Yes | Prune |
| A-63-W | Coast Redwood | 24-29' | - | Yes | 25% | 24 | 4 | 21 | No | Yes | Prune | 16 | No | Yes | Prune |
| A-64-W | Coast Redwood | 24-29' | - | Yes | 25% | 24 | 4 | 21 | No | Yes | Prune | 16 | No | Yes | Prune |
| A-65-W | Coast Redwood | 24-29' | - | Yes | 25% | 24 | 4 | 21 | No | Yes | Prune | 16 | No | Yes | Prune |
| A-66-W | Coast Redwood | 24-29' | - | Yes | 25% | 24 | 4 | 21 | No | Yes | Prune | 16 | No | Yes | Prune |
| A-67-W | Coast Live Oak | - | 04-08' | Yes | No | 29 | 4 | 21 | No | Yes | Prune | 16 | No | Yes | Prune |
| A-68-W | Glossy privet | - | 14-18' | Yes | No | 29 | 16 | 21 | No | Yes | Prune | 16 | No | 50% | 50% Prune |
| A-69-W | Glossy privet | - | 14-18' | Yes | No | 29 | 16 | 21 | No | Yes | Prune | 16 | No | 50% | 50% Prune |
| A-70-W | Coast Redwood | - | 19-24' | Yes | No | 29 | 21 | 21 | No | 50% | 50% Prune | 16 | No | No | No Impact |
| A-71-W | Coast Live Oak | - | 19-24' | Yes | No | 29 | 21 | 21 | No | 50% | 50% Prune | 16 | No | No | No Impact |
| A-72-W | Coast Live Oak | - | 14-18' | Yes | No | 29 | 16 | 21 | No | Yes | Prune | 16 | No | 50% | 50% Prune |
| A-73-W | Coast Live Oak | - | 14-18' | Yes | No | 29 | 16 | 21 | No | Yes | Prune | 16 | No | 50% | 50% Prune |
| A-74-W | Coast Live Oak | - | 14-18' | Yes | No | 29 | 16 | 21 | No | Yes | Prune | 16 | No | 50% | 50% Prune |
| A-75-W | California bay | - | 24-29' | No | No | 29 | 24 | 21 | No | No | No Impact | 16 | No | No | No Impact |
| A-76-W | Monterey pine | - | 09-13' | Yes | No | 29 | 9 | 21 | No | Yes | Prune | 16 | No | Yes | Prune |
| A-77-W | Monterey pine | - | 19-24' | Yes | No | 29 | 21 | 21 | No | 50% | 50% Prune | 16 | No | No | No Impact |
| A-78-W | Monterey pine | - | 24-29' | No | No | 29 | 24 | 21 | No | No | No Impact | 16 | No | No | No Impact |
| A-79-W | Coast Live Oak | 24-29' | - | Yes | 25% | 24 | 4 | 21 | No | Yes | Prune | 16 | No | Yes | Prune |
| A-80-W | Monterey pine | - | 14-18' | Yes | No | 29 | 16 | 21 | No | Yes | Prune | 16 | No | 50% | 50% Prune |
| A-81-W | Monterey pine | - | 14-18' | Yes | No | 29 | 16 | 21 | No | Yes | Prune | 16 | No | 50% | 50% Prune |
| A-82-W | Glossy privet | - | 24-29' | No | No | 29 | 24 | 21 | No | No | No Impact | 16 | No | No | No Impact |
| A-83-W | Monterey pine | - | 24-29' | No | No | 29 | 24 | 21 | No | No | No Impact | 16 | No | No | No Impact |
| A-84-W | California black walnut | - | 14-18' | Yes | No | 29 | 16 | 21 | No | Yes | Prune | 16 | No | 50% | 50% Prune |
| A-85-W | Valley oak | - | 19-24' | Yes | No | 29 | 21 | 21 | No | 50% | 50% Prune | 16 | No | No | No Impact |
| A-86-W | Callery pear | - | 19-24' | Yes | No | 29 | 21 | 21 | No | 50% | 50% Prune | 16 | No | No | No Impact |
| A-87-W | Callery pear | 24-29' | - | Yes | 25% | 24 | 4 | 21 | No | Yes | Prune | 16 | No | Yes | Prune |
| A-88-W | Callery pear | 24-29' | - | Yes | 25% | 24 | 4 | 21 | No | Yes | Prune | 16 | No | Yes | Prune |
| A-89-W | Callery pear | - | 24-29' | No | No | 29 | 24 | 21 | No | No | No Impact | 16 | No | No | No Impact |
| A-90-W | Callery pear | 24-29' | - | Yes | 25% | 24 | 4 | 21 | No | Yes | Prune | 16 | No | Yes | Prune |
| A-91-W | Sweetgum | 24-29' | - | Yes | 25% | 24 | 4 | 21 | No | Yes | Prune | 16 | No | Yes | Prune |
| A-92-W | Sweetgum | 24-29' | - | Yes | 25% | 24 | 4 | 21 | No | Yes | Prune | 16 | No | Yes | Prune |

Tree Inventory Analysis with Revised ESZ Estimates for FEIR and Mitigation Test Areas

| Tree ID | Common Name | Trunk to Rail | Canopy to Rail | DEIR Impact | DEIR Remove | Min. Distance T:R | Min. Dist. C:R | FEIR ESZ | FEIR Removal | FEIR Prune | FEIR Cat | Mitigated ESZ | Mitigated Removal | Mitigated Prune | Mitigated Cat |
|---------|-------------------|---------------|----------------|-------------|-------------|-------------------|----------------|----------|--------------|------------|------------|---------------|-------------------|-----------------|---------------|
| A-93-W | Valley oak | - | 19-24' | Yes | No | 29 | 21 | 21 | No | 50% | 50% Prune | 16 | No | No | No Impact |
| A-94-W | Coast Live Oak | - | 19-24' | Yes | No | 29 | 21 | 21 | No | 50% | 50% Prune | 16 | No | No | No Impact |
| A-95-W | Coast Live Oak | - | 19-24' | Yes | No | 29 | 21 | 21 | No | 50% | 50% Prune | 16 | No | No | No Impact |
| A-96-W | Coast Live Oak | - | 19-24' | Yes | No | 29 | 21 | 21 | No | 50% | 50% Prune | 16 | No | No | No Impact |
| A-97-W | Coast Live Oak | - | 14-18' | Yes | No | 29 | 16 | 21 | No | Yes | Prune | 16 | No | 50% | 50% Prune |
| A-98-W | Glossy privet | - | 19-24' | Yes | No | 29 | 21 | 21 | No | 50% | 50% Prune | 16 | No | No | No Impact |
| A-99-W | Glossy privet | - | 19-24' | Yes | No | 29 | 21 | 21 | No | 50% | 50% Prune | 16 | No | No | No Impact |
| A-100-W | Glossy privet | - | 19-24' | Yes | No | 29 | 21 | 21 | No | 50% | 50% Prune | 16 | No | No | No Impact |
| A-101-W | Glossy privet | - | 24-29' | No | No | 29 | 24 | 21 | No | No | No Impact | 16 | No | No | No Impact |
| A-102-W | Glossy privet | - | 19-24' | Yes | No | 29 | 21 | 21 | No | 50% | 50% Prune | 16 | No | No | No Impact |
| A-103-W | Glossy privet | - | 19-24' | Yes | No | 29 | 21 | 21 | No | 50% | 50% Prune | 16 | No | No | No Impact |
| A-104-W | Glossy privet | - | 24-29' | No | No | 29 | 24 | 21 | No | No | No Impact | 16 | No | No | No Impact |
| A-105-W | Glossy privet | - | 19-24' | Yes | No | 29 | 21 | 21 | No | 50% | 50% Prune | 16 | No | No | No Impact |
| A-106-W | Glossy privet | - | 24-29' | No | No | 29 | 24 | 21 | No | No | No Impact | 16 | No | No | No Impact |
| A-107-W | Glossy privet | - | 24-29' | No | No | 29 | 24 | 21 | No | No | No Impact | 16 | No | No | No Impact |
| A-108-W | Coast Live Oak | - | 19-24' | Yes | No | 29 | 21 | 21 | No | 50% | 50% Prune | 16 | No | No | No Impact |
| A-109-W | Glossy privet | - | 19-24' | Yes | No | 29 | 21 | 21 | No | 50% | 50% Prune | 16 | No | No | No Impact |
| A-110-W | Glossy privet | - | 24-29' | No | No | 29 | 24 | 21 | No | No | No Impact | 16 | No | No | No Impact |
| A-111-W | Glossy privet | - | 24-29' | No | No | 29 | 24 | 21 | No | No | No Impact | 16 | No | No | No Impact |
| A-112-W | Idaho locust | - | 24-29' | No | No | 29 | 24 | 21 | No | No | No Impact | 16 | No | No | No Impact |
| A-113-W | Glossy privet | - | 24-29' | No | No | 29 | 24 | 21 | No | No | No Impact | 16 | No | No | No Impact |
| A-114-W | Valley oak | - | 19-24' | Yes | No | 29 | 21 | 21 | No | 50% | 50% Prune | 16 | No | No | No Impact |
| A-115-W | Siberian elm | - | 24-29' | No | No | 29 | 24 | 21 | No | No | No Impact | 16 | No | No | No Impact |
| A-116-W | Coast Live Oak | - | 24-29' | No | No | 29 | 24 | 21 | No | No | No Impact | 16 | No | No | No Impact |
| B-1-E | Blackwood acacia | 24-29' | - | Yes | 25% | 24 | 4 | 21 | No | Yes | Prune | 21 | No | Yes | Prune |
| B-2-E | Blackwood acacia | 24-29' | - | Yes | 25% | 24 | 4 | 21 | No | Yes | Prune | 21 | No | Yes | Prune |
| B-3-E | Silver dollar gum | - | 14-18' | Yes | No | 29 | 16 | 21 | No | Yes | Prune | 21 | No | Yes | Prune |
| B-4-E | Blackwood acacia | - | 19-24' | Yes | No | 29 | 21 | 21 | No | 50% | 50% Prune | 21 | No | 50% | 50% Prune |
| B-5-E | Blue gum | 24-29' | - | Yes | 25% | 24 | 4 | 21 | No | Yes | Prune | 21 | No | Yes | Prune |
| B-6-E | Blue gum | - | 24-29' | No | No | 29 | 24 | 21 | No | No | No Impact | 21 | No | No | No Impact |
| B-7-E | Blue gum | - | 24-29' | No | No | 29 | 24 | 21 | No | No | No Impact | 21 | No | No | No Impact |
| B-8-E | Blue gum | - | 14-18' | Yes | No | 29 | 16 | 21 | No | Yes | Prune | 21 | No | Yes | Prune |
| B-9-E | Blue gum | - | 24-29' | No | No | 29 | 24 | 21 | No | No | No Impact | 21 | No | No | No Impact |
| B-10-E | Blue gum | - | 24-29' | No | No | 29 | 24 | 21 | No | No | No Impact | 21 | No | No | No Impact |
| B-11-E | Blue gum | - | 24-29' | No | No | 29 | 24 | 21 | No | No | No Impact | 21 | No | No | No Impact |
| B-12-E | Blue gum | - | 24-29' | No | No | 29 | 24 | 21 | No | No | No Impact | 21 | No | No | No Impact |
| B-13-E | Blue gum | - | 24-29' | No | No | 29 | 24 | 21 | No | No | No Impact | 21 | No | No | No Impact |
| B-14-E | Coast Redwood | - | 24-29' | No | No | 29 | 24 | 21 | No | No | No Impact | 21 | No | No | No Impact |
| B-15-E | Coast Redwood | - | 24-29' | No | No | 29 | 24 | 21 | No | No | No Impact | 21 | No | No | No Impact |
| B-16-E | Coast Redwood | - | 24-29' | No | No | 29 | 24 | 21 | No | No | No Impact | 21 | No | No | No Impact |
| B-17-E | Coast Redwood | - | 24-29' | No | No | 29 | 24 | 21 | No | No | No Impact | 21 | No | No | No Impact |
| B-18-E | Coast Live Oak | - | 19-24' | Yes | No | 29 | 21 | 21 | No | 50% | 50% Prune | 21 | No | 50% | 50% Prune |
| B-19-E | Coast Redwood | - | 19-24' | Yes | No | 29 | 21 | 21 | No | 50% | 50% Prune | 21 | No | 50% | 50% Prune |
| B-20-E | Coast Live Oak | - | 19-24' | Yes | No | 29 | 21 | 21 | No | 50% | 50% Prune | 21 | No | 50% | 50% Prune |
| B-21-E | Coast Redwood | 24-29' | - | Yes | 25% | 24 | 4 | 21 | No | Yes | Prune | 21 | No | Yes | Prune |
| B-22-E | Coast Redwood | 24-29' | - | Yes | 25% | 24 | 4 | 21 | No | Yes | Prune | 21 | No | Yes | Prune |
| B-23-E | Coast Live Oak | 24-29' | - | Yes | 25% | 24 | 4 | 21 | No | Yes | Prune | 21 | No | Yes | Prune |
| B-24-E | Coast Live Oak | 24-29' | - | Yes | 25% | 24 | 4 | 21 | No | Yes | Prune | 21 | No | Yes | Prune |
| B-25-E | Coast Live Oak | 24-29' | - | Yes | 25% | 24 | 4 | 21 | No | Yes | Prune | 21 | No | Yes | Prune |
| B-26-E | Coast Live Oak | 24-29' | - | Yes | 25% | 24 | 4 | 21 | No | Yes | Prune | 21 | No | Yes | Prune |
| B-27-E | Coast Redwood | 24-29' | - | Yes | 25% | 24 | 4 | 21 | No | Yes | Prune | 21 | No | Yes | Prune |
| B-28-E | Juniper sp. | 24-29' | - | Yes | 25% | 24 | 4 | 21 | No | Yes | Prune | 21 | No | Yes | Prune |
| B-29-E | Coast Live Oak | 19-24' | - | Yes | Yes | 21 | 4 | 21 | 50% | No | 50% Remove | 21 | 50% | No | 50% Remove |
| B-30-E | Coast Redwood | 24-29' | - | Yes | 25% | 24 | 4 | 21 | No | Yes | Prune | 21 | No | Yes | Prune |

Tree Inventory Analysis with Revised ESZ Estimates for FEIR and Mitigation Test Areas

| Tree ID | Common Name | Trunk to Rail | Canopy to Rail | DEIR Impact | DEIR Remove | Min. Distance T:R | Min. Dist. C:R | FEIR ESZ | FEIR Removal | FEIR Prune | FEIR Cat | Mitigated ESZ | Mitigated Removal | Mitigated Prune | Mitigated Cat |
|---------|------------------|---------------|----------------|-------------|-------------|-------------------|----------------|----------|--------------|------------|------------|---------------|-------------------|-----------------|---------------|
| B-31-E | Tawhiwhi | - | 24-29' | No | No | 29 | 24 | 21 | No | No | No Impact | 21 | No | No | No Impact |
| B-32-E | Coast Redwood | 24-29' | - | Yes | 25% | 24 | 4 | 21 | No | Yes | Prune | 21 | No | Yes | Prune |
| B-33-E | Tarata | 24-29' | - | Yes | 25% | 24 | 4 | 21 | No | Yes | Prune | 21 | No | Yes | Prune |
| B-34-E | Coast Redwood | 24-29' | - | Yes | 25% | 24 | 4 | 21 | No | Yes | Prune | 21 | No | Yes | Prune |
| B-35-E | Blackwood acacia | 19-24' | - | Yes | Yes | 21 | 4 | 21 | 50% | No | 50% Remove | 21 | 50% | No | 50% Remove |
| B-36-E | Blackwood acacia | 19-24' | - | Yes | Yes | 21 | 4 | 21 | 50% | No | 50% Remove | 21 | 50% | No | 50% Remove |
| B-37-E | Blackwood acacia | 19-24' | - | Yes | Yes | 21 | 4 | 21 | 50% | No | 50% Remove | 21 | 50% | No | 50% Remove |
| B-38-E | Coast Redwood | - | 19-24' | Yes | No | 29 | 21 | 21 | No | 50% | 50% Prune | 21 | No | 50% | 50% Prune |
| B-39-E | Coast Live Oak | 24-29' | - | Yes | 25% | 24 | 4 | 21 | No | Yes | Prune | 21 | No | Yes | Prune |
| B-40-E | Blue gum | 19-24' | - | Yes | Yes | 21 | 4 | 21 | 50% | No | 50% Remove | 21 | 50% | No | 50% Remove |
| B-41-E | Coast Redwood | 24-29' | - | Yes | 25% | 24 | 4 | 21 | No | Yes | Prune | 21 | No | Yes | Prune |
| B-42-E | Blackwood acacia | 24-29' | - | Yes | 25% | 24 | 4 | 21 | No | Yes | Prune | 21 | No | Yes | Prune |
| B-43-E | Coast Redwood | 24-29' | - | Yes | 25% | 24 | 4 | 21 | No | Yes | Prune | 21 | No | Yes | Prune |
| B-44-E | Coast Live Oak | - | 19-24' | Yes | No | 29 | 21 | 21 | No | 50% | 50% Prune | 21 | No | 50% | 50% Prune |
| B-45-E | Coast Redwood | 24-29' | - | Yes | 25% | 24 | 4 | 21 | No | Yes | Prune | 21 | No | Yes | Prune |
| B-46-E | Coast Redwood | - | 19-24' | Yes | No | 29 | 21 | 21 | No | 50% | 50% Prune | 21 | No | 50% | 50% Prune |
| B-47-E | Coast Live Oak | - | 14-18' | Yes | No | 29 | 16 | 21 | No | Yes | Prune | 21 | No | Yes | Prune |
| B-48-E | Coast Redwood | - | 19-24' | Yes | No | 29 | 21 | 21 | No | 50% | 50% Prune | 21 | No | 50% | 50% Prune |
| B-49-E | Blackwood acacia | - | 24-29' | No | No | 29 | 24 | 21 | No | No | No Impact | 21 | No | No | No Impact |
| B-1-W | Evergreen pear | 19-24' | - | Yes | Yes | 21 | 4 | 21 | 50% | No | 50% Remove | 21 | 50% | No | 50% Remove |
| B-2-W | Evergreen pear | 19-24' | - | Yes | Yes | 21 | 4 | 21 | 50% | No | 50% Remove | 21 | 50% | No | 50% Remove |
| B-3-W | Evergreen pear | 19-24' | - | Yes | Yes | 21 | 4 | 21 | 50% | No | 50% Remove | 21 | 50% | No | 50% Remove |
| B-4-W | Evergreen pear | 19-24' | - | Yes | Yes | 21 | 4 | 21 | 50% | No | 50% Remove | 21 | 50% | No | 50% Remove |
| B-5-W | Evergreen pear | 19-24' | - | Yes | Yes | 21 | 4 | 21 | 50% | No | 50% Remove | 21 | 50% | No | 50% Remove |
| B-6-W | Evergreen pear | 19-24' | - | Yes | Yes | 21 | 4 | 21 | 50% | No | 50% Remove | 21 | 50% | No | 50% Remove |
| B-7-W | Evergreen pear | 19-24' | - | Yes | Yes | 21 | 4 | 21 | 50% | No | 50% Remove | 21 | 50% | No | 50% Remove |
| B-8-W | Evergreen pear | 19-24' | - | Yes | Yes | 21 | 4 | 21 | 50% | No | 50% Remove | 21 | 50% | No | 50% Remove |
| B-9-W | Evergreen pear | 19-24' | - | Yes | Yes | 21 | 4 | 21 | 50% | No | 50% Remove | 21 | 50% | No | 50% Remove |
| B-10-W | Evergreen pear | 19-24' | - | Yes | Yes | 21 | 4 | 21 | 50% | No | 50% Remove | 21 | 50% | No | 50% Remove |
| B-11-W | Evergreen pear | 19-24' | - | Yes | Yes | 21 | 4 | 21 | 50% | No | 50% Remove | 21 | 50% | No | 50% Remove |
| B-12-W | Evergreen pear | 19-24' | - | Yes | Yes | 21 | 4 | 21 | 50% | No | 50% Remove | 21 | 50% | No | 50% Remove |
| B-13-W | Coast Live Oak | 19-24' | - | Yes | Yes | 21 | 4 | 21 | 50% | No | 50% Remove | 21 | 50% | No | 50% Remove |
| B-14-W | Coast Live Oak | 19-24' | - | Yes | Yes | 21 | 4 | 21 | 50% | No | 50% Remove | 21 | 50% | No | 50% Remove |
| B-15-W | Bailey acacia | 19-24' | - | Yes | Yes | 21 | 4 | 21 | 50% | No | 50% Remove | 21 | 50% | No | 50% Remove |
| B-16-W | Bailey acacia | 19-24' | - | Yes | Yes | 21 | 4 | 21 | 50% | No | 50% Remove | 21 | 50% | No | 50% Remove |
| B-17-W | Bailey acacia | 19-24' | - | Yes | Yes | 21 | 4 | 21 | 50% | No | 50% Remove | 21 | 50% | No | 50% Remove |
| B-18-W | Coast Live Oak | 24-29' | - | Yes | 25% | 24 | 4 | 21 | No | Yes | Prune | 21 | No | Yes | Prune |
| B-19-W | Bailey acacia | 24-29' | - | Yes | 25% | 24 | 4 | 21 | No | Yes | Prune | 21 | No | Yes | Prune |
| B-20-W | Blackwood acacia | 14-18' | - | Yes | Yes | 16 | 4 | 21 | Yes | No | Remove | 21 | Yes | No | Remove |
| B-21-W | Bailey acacia | - | 24-29' | No | No | 29 | 24 | 21 | No | No | No Impact | 21 | No | No | No Impact |
| B-22-W | Blackwood acacia | 14-18' | - | Yes | Yes | 16 | 4 | 21 | Yes | No | Remove | 21 | Yes | No | Remove |
| B-23-W | Blackwood acacia | 14-18' | - | Yes | Yes | 16 | 4 | 21 | Yes | No | Remove | 21 | Yes | No | Remove |
| B-24-W | Bailey acacia | 24-29' | - | Yes | 25% | 24 | 4 | 21 | No | Yes | Prune | 21 | No | Yes | Prune |
| B-25-W | Bailey acacia | 24-29' | - | Yes | 25% | 24 | 4 | 21 | No | Yes | Prune | 21 | No | Yes | Prune |
| B-26-W | Bailey acacia | 24-29' | - | Yes | 25% | 24 | 4 | 21 | No | Yes | Prune | 21 | No | Yes | Prune |
| B-27-W | Bailey acacia | 19-24' | - | Yes | Yes | 21 | 4 | 21 | 50% | No | 50% Remove | 21 | 50% | No | 50% Remove |
| B-28-W | Coast Live Oak | 24-29' | - | Yes | 25% | 24 | 4 | 21 | No | Yes | Prune | 21 | No | Yes | Prune |
| B-29-W | Bailey acacia | 24-29' | - | Yes | 25% | 24 | 4 | 21 | No | Yes | Prune | 21 | No | Yes | Prune |
| B-30-W | Bailey acacia | 24-29' | - | Yes | 25% | 24 | 4 | 21 | No | Yes | Prune | 21 | No | Yes | Prune |
| B-31-W | Bailey acacia | 19-24' | - | Yes | Yes | 21 | 4 | 21 | 50% | No | 50% Remove | 21 | 50% | No | 50% Remove |
| B-32-W | Bailey acacia | 24-29' | - | Yes | 25% | 24 | 4 | 21 | No | Yes | Prune | 21 | No | Yes | Prune |
| B-33-W | Bailey acacia | 24-29' | - | Yes | 25% | 24 | 4 | 21 | No | Yes | Prune | 21 | No | Yes | Prune |
| B-34-W | Bailey acacia | 24-29' | - | Yes | 25% | 24 | 4 | 21 | No | Yes | Prune | 21 | No | Yes | Prune |
| B-35-W | Bailey acacia | 24-29' | - | Yes | 25% | 24 | 4 | 21 | No | Yes | Prune | 21 | No | Yes | Prune |

Tree Inventory Analysis with Revised ESZ Estimates for FEIR and Mitigation Test Areas

| Tree ID | Common Name | Trunk to Rail | Canopy to Rail | DEIR Impact | DEIR Remove | Min. Distance T:R | Min. Dist. C:R | FEIR ESZ | FEIR Removal | FEIR Prune | FEIR Cat | Mitigated ESZ | Mitigated Removal | Mitigated Prune | Mitigated Cat |
|---------|------------------|---------------|----------------|-------------|-------------|-------------------|----------------|----------|--------------|------------|------------|---------------|-------------------|-----------------|---------------|
| B-36-W | Bailey acacia | 24-29' | - | Yes | 25% | 24 | 4 | 21 | No | Yes | Prune | 21 | No | Yes | Prune |
| B-37-W | Coast Redwood | 14-18' | - | Yes | Yes | 16 | 4 | 21 | Yes | No | Remove | 21 | Yes | No | Remove |
| B-38-W | Coast Live Oak | 24-29' | - | Yes | 25% | 24 | 4 | 21 | No | Yes | Prune | 21 | No | Yes | Prune |
| B-39-W | Blackwood acacia | 24-29' | - | Yes | 25% | 24 | 4 | 21 | No | Yes | Prune | 21 | No | Yes | Prune |
| B-40-W | Blackwood acacia | 24-29' | - | Yes | 25% | 24 | 4 | 21 | No | Yes | Prune | 21 | No | Yes | Prune |
| B-41-W | Blackwood acacia | 24-29' | - | Yes | 25% | 24 | 4 | 21 | No | Yes | Prune | 21 | No | Yes | Prune |
| B-42-W | Blackwood acacia | 14-18' | - | Yes | Yes | 16 | 4 | 21 | Yes | No | Remove | 21 | Yes | No | Remove |
| B-43-W | Blackwood acacia | 19-24' | - | Yes | Yes | 21 | 4 | 21 | 50% | No | 50% Remove | 21 | 50% | No | 50% Remove |
| B-44-W | Blackwood acacia | 19-24' | - | Yes | Yes | 21 | 4 | 21 | 50% | No | 50% Remove | 21 | 50% | No | 50% Remove |
| B-45-W | Blackwood acacia | 24-29' | - | Yes | 25% | 24 | 4 | 21 | No | Yes | Prune | 21 | No | Yes | Prune |
| B-46-W | Bailey acacia | - | 24-29' | No | No | 29 | 24 | 21 | No | No | No Impact | 21 | No | No | No Impact |
| B-47-W | Coast Live Oak | 14-18' | - | Yes | Yes | 16 | 4 | 21 | Yes | No | Remove | 21 | Yes | No | Remove |
| B-48-W | Coast Live Oak | 14-18' | - | Yes | Yes | 16 | 4 | 21 | Yes | No | Remove | 21 | Yes | No | Remove |
| B-49-W | Bailey acacia | 24-29' | - | Yes | 25% | 24 | 4 | 21 | No | Yes | Prune | 21 | No | Yes | Prune |
| B-50-W | Coast Live Oak | 19-24' | - | Yes | Yes | 21 | 4 | 21 | 50% | No | 50% Remove | 21 | 50% | No | 50% Remove |
| B-51-W | Coast Live Oak | 19-24' | - | Yes | Yes | 21 | 4 | 21 | 50% | No | 50% Remove | 21 | 50% | No | 50% Remove |
| B-52-W | Bailey acacia | 19-24' | - | Yes | Yes | 21 | 4 | 21 | 50% | No | 50% Remove | 21 | 50% | No | 50% Remove |
| B-53-W | Bailey acacia | 24-29' | - | Yes | 25% | 24 | 4 | 21 | No | Yes | Prune | 21 | No | Yes | Prune |
| B-54-W | Bailey acacia | 24-29' | - | Yes | 25% | 24 | 4 | 21 | No | Yes | Prune | 21 | No | Yes | Prune |
| B-55-W | Bailey acacia | 24-29' | - | Yes | 25% | 24 | 4 | 21 | No | Yes | Prune | 21 | No | Yes | Prune |
| B-56-W | Bailey acacia | 24-29' | - | Yes | 25% | 24 | 4 | 21 | No | Yes | Prune | 21 | No | Yes | Prune |
| B-57-W | Bailey acacia | 24-29' | - | Yes | 25% | 24 | 4 | 21 | No | Yes | Prune | 21 | No | Yes | Prune |
| B-58-W | Bailey acacia | 24-29' | - | Yes | 25% | 24 | 4 | 21 | No | Yes | Prune | 21 | No | Yes | Prune |
| B-59-W | Bailey acacia | 24-29' | - | Yes | 25% | 24 | 4 | 21 | No | Yes | Prune | 21 | No | Yes | Prune |
| B-60-W | Coast Live Oak | 24-29' | - | Yes | 25% | 24 | 4 | 21 | No | Yes | Prune | 21 | No | Yes | Prune |
| B-61-W | Bailey acacia | 24-29' | - | Yes | 25% | 24 | 4 | 21 | No | Yes | Prune | 21 | No | Yes | Prune |
| B-62-W | Coast Live Oak | 24-29' | - | Yes | 25% | 24 | 4 | 21 | No | Yes | Prune | 21 | No | Yes | Prune |
| B-63-W | Bailey acacia | 24-29' | - | Yes | 25% | 24 | 4 | 21 | No | Yes | Prune | 21 | No | Yes | Prune |
| B-64-W | Coast Live Oak | 24-29' | - | Yes | 25% | 24 | 4 | 21 | No | Yes | Prune | 21 | No | Yes | Prune |
| B-65-W | Coast Live Oak | 24-29' | - | Yes | 25% | 24 | 4 | 21 | No | Yes | Prune | 21 | No | Yes | Prune |
| B-66-W | Bailey acacia | 24-29' | - | Yes | 25% | 24 | 4 | 21 | No | Yes | Prune | 21 | No | Yes | Prune |
| B-67-W | Coast Live Oak | 24-29' | - | Yes | 25% | 24 | 4 | 21 | No | Yes | Prune | 21 | No | Yes | Prune |
| B-68-W | Coast Live Oak | 24-29' | - | Yes | 25% | 24 | 4 | 21 | No | Yes | Prune | 21 | No | Yes | Prune |
| B-69-W | Coast Live Oak | 24-29' | - | Yes | 25% | 24 | 4 | 21 | No | Yes | Prune | 21 | No | Yes | Prune |
| B-70-W | Coast Live Oak | 24-29' | - | Yes | 25% | 24 | 4 | 21 | No | Yes | Prune | 21 | No | Yes | Prune |
| B-71-W | Coast Live Oak | 24-29' | - | Yes | 25% | 24 | 4 | 21 | No | Yes | Prune | 21 | No | Yes | Prune |
| B-72-W | Bailey acacia | - | 19-24' | Yes | No | 29 | 21 | 21 | No | 50% | 50% Prune | 21 | No | 50% | 50% Prune |
| B-73-W | Coast Live Oak | 24-29' | - | Yes | 25% | 24 | 4 | 21 | No | Yes | Prune | 21 | No | Yes | Prune |
| B-74-W | Coast Live Oak | - | 19-24' | Yes | No | 29 | 21 | 21 | No | 50% | 50% Prune | 21 | No | 50% | 50% Prune |
| B-75-W | Coast Live Oak | 24-29' | - | Yes | 25% | 24 | 4 | 21 | No | Yes | Prune | 21 | No | Yes | Prune |
| B-76-W | Coast Redwood | - | 14-18' | Yes | No | 29 | 16 | 21 | No | Yes | Prune | 21 | No | Yes | Prune |
| B-77-W | Coast Live Oak | - | 19-24' | Yes | No | 29 | 21 | 21 | No | 50% | 50% Prune | 21 | No | 50% | 50% Prune |
| B-78-W | Coast Live Oak | 24-29' | - | Yes | 25% | 24 | 4 | 21 | No | Yes | Prune | 21 | No | Yes | Prune |
| B-79-W | Blue gum | - | 24-29' | No | No | 29 | 24 | 21 | No | No | No Impact | 21 | No | No | No Impact |
| B-80-W | Blue gum | - | 24-29' | No | No | 29 | 24 | 21 | No | No | No Impact | 21 | No | No | No Impact |
| B-81-W | Blue gum | - | 19-24' | Yes | No | 29 | 21 | 21 | No | 50% | 50% Prune | 21 | No | 50% | 50% Prune |
| B-82-W | Blue gum | - | 19-24' | Yes | No | 29 | 21 | 21 | No | 50% | 50% Prune | 21 | No | 50% | 50% Prune |
| B-83-W | Blue gum | - | 19-24' | Yes | No | 29 | 21 | 21 | No | 50% | 50% Prune | 21 | No | 50% | 50% Prune |
| B-84-W | Blue gum | - | 19-24' | Yes | No | 29 | 21 | 21 | No | 50% | 50% Prune | 21 | No | 50% | 50% Prune |
| B-85-W | Blue gum | - | 24-29' | No | No | 29 | 24 | 21 | No | No | No Impact | 21 | No | No | No Impact |
| B-86-W | Blue gum | - | 24-29' | No | No | 29 | 24 | 21 | No | No | No Impact | 21 | No | No | No Impact |
| B-87-W | Blue gum | - | 24-29' | No | No | 29 | 24 | 21 | No | No | No Impact | 21 | No | No | No Impact |
| B-88-W | Blue gum | - | 24-29' | No | No | 29 | 24 | 21 | No | No | No Impact | 21 | No | No | No Impact |
| B-89-W | Blue gum | - | 24-29' | No | No | 29 | 24 | 21 | No | No | No Impact | 21 | No | No | No Impact |

Tree Inventory Analysis with Revised ESZ Estimates for FEIR and Mitigation Test Areas

| Tree ID | Common Name | Trunk to Rail | Canopy to Rail | DEIR Impact | DEIR Remove | Min. Distance T:R | Min. Dist. C:R | FEIR ESZ | FEIR Removal | FEIR Prune | FEIR Cat | Mitigated ESZ | Mitigated Removal | Mitigated Prune | Mitigated Cat |
|---------|------------------|---------------|----------------|-------------|-------------|-------------------|----------------|----------|--------------|------------|-----------|---------------|-------------------|-----------------|---------------|
| B-144-W | Blue gum | - | 24-29' | No | No | 29 | 24 | 21 | No | No | No Impact | 21 | No | No | No Impact |
| B-145-W | Blue gum | - | 24-29' | No | No | 29 | 24 | 21 | No | No | No Impact | 21 | No | No | No Impact |
| B-146-W | Blue gum | - | 24-29' | No | No | 29 | 24 | 21 | No | No | No Impact | 21 | No | No | No Impact |
| B-147-W | Blue gum | - | 24-29' | No | No | 29 | 24 | 21 | No | No | No Impact | 21 | No | No | No Impact |
| B-148-W | Blue gum | - | 24-29' | No | No | 29 | 24 | 21 | No | No | No Impact | 21 | No | No | No Impact |
| B-149-W | Blue gum | - | 24-29' | No | No | 29 | 24 | 21 | No | No | No Impact | 21 | No | No | No Impact |
| B-150-W | Blue gum | - | 24-29' | No | No | 29 | 24 | 21 | No | No | No Impact | 21 | No | No | No Impact |
| B-151-W | Blue gum | - | 24-29' | No | No | 29 | 24 | 21 | No | No | No Impact | 21 | No | No | No Impact |
| B-152-W | Blue gum | - | 24-29' | No | No | 29 | 24 | 21 | No | No | No Impact | 21 | No | No | No Impact |
| B-153-W | Blue gum | - | 24-29' | No | No | 29 | 24 | 21 | No | No | No Impact | 21 | No | No | No Impact |
| B-154-W | Blue gum | - | 24-29' | No | No | 29 | 24 | 21 | No | No | No Impact | 21 | No | No | No Impact |
| B-155-W | Blue gum | - | 24-29' | No | No | 29 | 24 | 21 | No | No | No Impact | 21 | No | No | No Impact |
| B-156-W | Blue gum | - | 24-29' | No | No | 29 | 24 | 21 | No | No | No Impact | 21 | No | No | No Impact |
| B-157-W | Blackwood acacia | 24-29' | - | Yes | 25% | 24 | 4 | 21 | No | Yes | Prune | 21 | No | Yes | Prune |
| B-158-W | Blue gum | 24-29' | - | Yes | 25% | 24 | 4 | 21 | No | Yes | Prune | 21 | No | Yes | Prune |
| B-159-W | Blue gum | - | 24-29' | No | No | 29 | 24 | 21 | No | No | No Impact | 21 | No | No | No Impact |
| B-160-W | Blue gum | - | 19-24' | Yes | No | 29 | 21 | 21 | No | 50% | 50% Prune | 21 | No | 50% | 50% Prune |
| B-161-W | Blue gum | - | 19-24' | Yes | No | 29 | 21 | 21 | No | 50% | 50% Prune | 21 | No | 50% | 50% Prune |
| B-162-W | Blue gum | - | 19-24' | Yes | No | 29 | 21 | 21 | No | 50% | 50% Prune | 21 | No | 50% | 50% Prune |
| B-163-W | Blue gum | - | 24-29' | No | No | 29 | 24 | 21 | No | No | No Impact | 21 | No | No | No Impact |
| B-164-W | Blue gum | - | 24-29' | No | No | 29 | 24 | 21 | No | No | No Impact | 21 | No | No | No Impact |
| B-165-W | Blue gum | - | 19-24' | Yes | No | 29 | 21 | 21 | No | 50% | 50% Prune | 21 | No | 50% | 50% Prune |
| B-166-W | Blue gum | - | 24-29' | No | No | 29 | 24 | 21 | No | No | No Impact | 21 | No | No | No Impact |
| B-167-W | Blue gum | - | 24-29' | No | No | 29 | 24 | 21 | No | No | No Impact | 21 | No | No | No Impact |
| B-168-W | Blue gum | - | 24-29' | No | No | 29 | 24 | 21 | No | No | No Impact | 21 | No | No | No Impact |
| B-169-W | Blue gum | - | 24-29' | No | No | 29 | 24 | 21 | No | No | No Impact | 21 | No | No | No Impact |
| B-170-W | Blue gum | - | 24-29' | No | No | 29 | 24 | 21 | No | No | No Impact | 21 | No | No | No Impact |
| B-171-W | Blue gum | - | 19-24' | Yes | No | 29 | 21 | 21 | No | 50% | 50% Prune | 21 | No | 50% | 50% Prune |
| B-172-W | Blue gum | - | 24-29' | No | No | 29 | 24 | 21 | No | No | No Impact | 21 | No | No | No Impact |
| B-173-W | Blue gum | - | 19-24' | Yes | No | 29 | 21 | 21 | No | 50% | 50% Prune | 21 | No | 50% | 50% Prune |
| B-174-W | Blue gum | - | 24-29' | No | No | 29 | 24 | 21 | No | No | No Impact | 21 | No | No | No Impact |
| B-175-W | Blue gum | - | 24-29' | No | No | 29 | 24 | 21 | No | No | No Impact | 21 | No | No | No Impact |
| B-176-W | Blue gum | - | 24-29' | No | No | 29 | 24 | 21 | No | No | No Impact | 21 | No | No | No Impact |
| B-177-W | Blue gum | - | 19-24' | Yes | No | 29 | 21 | 21 | No | 50% | 50% Prune | 21 | No | 50% | 50% Prune |
| B-178-W | Blue gum | - | 24-29' | No | No | 29 | 24 | 21 | No | No | No Impact | 21 | No | No | No Impact |
| B-179-W | Blue gum | - | 19-24' | Yes | No | 29 | 21 | 21 | No | 50% | 50% Prune | 21 | No | 50% | 50% Prune |
| B-180-W | Blue gum | - | 24-29' | No | No | 29 | 24 | 21 | No | No | No Impact | 21 | No | No | No Impact |
| B-181-W | Blue gum | - | 24-29' | No | No | 29 | 24 | 21 | No | No | No Impact | 21 | No | No | No Impact |
| B-182-W | Blue gum | - | 24-29' | No | No | 29 | 24 | 21 | No | No | No Impact | 21 | No | No | No Impact |
| B-183-W | Blue gum | - | 24-29' | No | No | 29 | 24 | 21 | No | No | No Impact | 21 | No | No | No Impact |
| B-184-W | Blue gum | - | 24-29' | No | No | 29 | 24 | 21 | No | No | No Impact | 21 | No | No | No Impact |
| B-185-W | Blue gum | - | 19-24' | Yes | No | 29 | 21 | 21 | No | 50% | 50% Prune | 21 | No | 50% | 50% Prune |
| B-186-W | Blue gum | - | 24-29' | No | No | 29 | 24 | 21 | No | No | No Impact | 21 | No | No | No Impact |
| B-187-W | Blue gum | - | 19-24' | Yes | No | 29 | 21 | 21 | No | 50% | 50% Prune | 21 | No | 50% | 50% Prune |
| B-188-W | Blue gum | - | 19-24' | Yes | No | 29 | 21 | 21 | No | 50% | 50% Prune | 21 | No | 50% | 50% Prune |
| B-189-W | Blue gum | - | 24-29' | No | No | 29 | 24 | 21 | No | No | No Impact | 21 | No | No | No Impact |
| B-190-W | Blue gum | - | 24-29' | No | No | 29 | 24 | 21 | No | No | No Impact | 21 | No | No | No Impact |
| B-191-W | Blue gum | - | 24-29' | No | No | 29 | 24 | 21 | No | No | No Impact | 21 | No | No | No Impact |
| B-192-W | Blue gum | - | 24-29' | No | No | 29 | 24 | 21 | No | No | No Impact | 21 | No | No | No Impact |
| B-193-W | Blue gum | - | 24-29' | No | No | 29 | 24 | 21 | No | No | No Impact | 21 | No | No | No Impact |
| B-194-W | Blue gum | - | 24-29' | No | No | 29 | 24 | 21 | No | No | No Impact | 21 | No | No | No Impact |
| B-195-W | Blue gum | - | 24-29' | No | No | 29 | 24 | 21 | No | No | No Impact | 21 | No | No | No Impact |
| B-196-W | Blue gum | - | 24-29' | No | No | 29 | 24 | 21 | No | No | No Impact | 21 | No | No | No Impact |
| B-197-W | Blue gum | - | 24-29' | No | No | 29 | 24 | 21 | No | No | No Impact | 21 | No | No | No Impact |

Tree Inventory Analysis with Revised ESZ Estimates for FEIR and Mitigation Test Areas

| Tree ID | Common Name | Trunk to Rail | Canopy to Rail | DEIR Impact | DEIR Remove | Min. Distance T:R | Min. Dist. C:R | FEIR ESZ | FEIR Removal | FEIR Prune | FEIR Cat | Mitigated ESZ | Mitigated Removal | Mitigated Prune | Mitigated Cat |
|---------|-------------------------|---------------|----------------|-------------|-------------|-------------------|----------------|----------|--------------|------------|------------|---------------|-------------------|-----------------|---------------|
| B-252-W | Blue gum | - | 24-29' | No | No | 29 | 24 | 21 | No | No | No Impact | 21 | No | No | No Impact |
| B-253-W | Blue gum | - | 24-29' | No | No | 29 | 24 | 21 | No | No | No Impact | 21 | No | No | No Impact |
| B-254-W | Blue gum | - | 19-24' | Yes | No | 29 | 21 | 21 | No | 50% | 50% Prune | 21 | No | 50% | 50% Prune |
| B-255-W | Blue gum | - | 24-29' | No | No | 29 | 24 | 21 | No | No | No Impact | 21 | No | No | No Impact |
| B-256-W | Blue gum | - | 19-24' | Yes | No | 29 | 21 | 21 | No | 50% | 50% Prune | 21 | No | 50% | 50% Prune |
| B-257-W | Blue gum | - | 19-24' | Yes | No | 29 | 21 | 21 | No | 50% | 50% Prune | 21 | No | 50% | 50% Prune |
| B-258-W | Blue gum | - | 24-29' | No | No | 29 | 24 | 21 | No | No | No Impact | 21 | No | No | No Impact |
| B-259-W | Blue gum | - | 24-29' | No | No | 29 | 24 | 21 | No | No | No Impact | 21 | No | No | No Impact |
| B-260-W | Blue gum | - | 24-29' | No | No | 29 | 24 | 21 | No | No | No Impact | 21 | No | No | No Impact |
| B-261-W | Blue gum | - | 24-29' | No | No | 29 | 24 | 21 | No | No | No Impact | 21 | No | No | No Impact |
| B-262-W | Blue gum | - | 24-29' | No | No | 29 | 24 | 21 | No | No | No Impact | 21 | No | No | No Impact |
| B-263-W | Blue gum | - | 24-29' | No | No | 29 | 24 | 21 | No | No | No Impact | 21 | No | No | No Impact |
| B-264-W | Blue gum | - | 24-29' | No | No | 29 | 24 | 21 | No | No | No Impact | 21 | No | No | No Impact |
| B-265-W | Blue gum | - | 24-29' | No | No | 29 | 24 | 21 | No | No | No Impact | 21 | No | No | No Impact |
| B-266-W | Blue gum | - | 24-29' | No | No | 29 | 24 | 21 | No | No | No Impact | 21 | No | No | No Impact |
| B-267-W | Blue gum | - | 24-29' | No | No | 29 | 24 | 21 | No | No | No Impact | 21 | No | No | No Impact |
| B-268-W | Blue gum | - | 24-29' | No | No | 29 | 24 | 21 | No | No | No Impact | 21 | No | No | No Impact |
| B-269-W | Blue gum | - | 24-29' | No | No | 29 | 24 | 21 | No | No | No Impact | 21 | No | No | No Impact |
| B-270-W | Blue gum | - | 24-29' | No | No | 29 | 24 | 21 | No | No | No Impact | 21 | No | No | No Impact |
| B-271-W | Blue gum | - | 24-29' | No | No | 29 | 24 | 21 | No | No | No Impact | 21 | No | No | No Impact |
| B-272-W | Blue gum | - | 19-24' | Yes | No | 29 | 21 | 21 | No | 50% | 50% Prune | 21 | No | 50% | 50% Prune |
| B-273-W | Blue gum | - | 24-29' | No | No | 29 | 24 | 21 | No | No | No Impact | 21 | No | No | No Impact |
| B-274-W | Blue gum | - | 24-29' | No | No | 29 | 24 | 21 | No | No | No Impact | 21 | No | No | No Impact |
| B-275-W | Blue gum | - | 24-29' | No | No | 29 | 24 | 21 | No | No | No Impact | 21 | No | No | No Impact |
| B-276-W | Blue gum | - | 24-29' | No | No | 29 | 24 | 21 | No | No | No Impact | 21 | No | No | No Impact |
| B-277-W | Blue gum | - | 24-29' | No | No | 29 | 24 | 21 | No | No | No Impact | 21 | No | No | No Impact |
| B-278-W | Blue gum | - | 24-29' | No | No | 29 | 24 | 21 | No | No | No Impact | 21 | No | No | No Impact |
| B-279-W | Blue gum | - | 24-29' | No | No | 29 | 24 | 21 | No | No | No Impact | 21 | No | No | No Impact |
| B-280-W | Blue gum | - | 24-29' | No | No | 29 | 24 | 21 | No | No | No Impact | 21 | No | No | No Impact |
| MP-1-E | Coast Live Oak | 19-24' | - | Yes | Yes | 21 | 4 | 21 | 50% | No | 50% Remove | 18 | No | Yes | Prune |
| MP-2-E | Coast Live Oak | 19-24' | - | Yes | Yes | 21 | 4 | 21 | 50% | No | 50% Remove | 18 | No | Yes | Prune |
| MP-3-E | Coast Live Oak | 19-24' | - | Yes | Yes | 21 | 4 | 21 | 50% | No | 50% Remove | 18 | No | Yes | Prune |
| MP-4-E | Monterey pine | - | 09-13' | Yes | No | 29 | 9 | 21 | No | Yes | Prune | 18 | No | Yes | Prune |
| MP-5-E | Coast Live Oak | - | 24-29' | No | No | 29 | 24 | 21 | No | No | No Impact | 18 | No | No | No Impact |
| MP-6-E | Coast Live Oak | - | 24-29' | No | No | 29 | 24 | 21 | No | No | No Impact | 18 | No | No | No Impact |
| MP-7-E | American elm | 14-18' | - | Yes | Yes | 16 | 4 | 21 | Yes | No | Remove | 18 | 25% | No | 25% Remove |
| MP-8-E | Coast Redwood | - | 19-24' | Yes | No | 29 | 21 | 21 | No | 50% | 50% Prune | 18 | No | No | No Impact |
| MP-9-E | Coast Redwood | 24-29' | - | Yes | 25% | 24 | 4 | 21 | No | Yes | Prune | 18 | No | Yes | Prune |
| MP-10-E | Coast Live Oak | 19-24' | - | Yes | Yes | 21 | 4 | 21 | 50% | No | 50% Remove | 18 | No | Yes | Prune |
| MP-11-E | Coast Redwood | 24-29' | - | Yes | 25% | 24 | 4 | 21 | No | Yes | Prune | 18 | No | Yes | Prune |
| MP-12-E | California bay | 24-29' | - | Yes | 25% | 24 | 4 | 21 | No | Yes | Prune | 18 | No | Yes | Prune |
| MP-13-E | Coast Redwood | 19-24' | - | Yes | Yes | 21 | 4 | 21 | 50% | No | 50% Remove | 18 | No | Yes | Prune |
| MP-14-E | Coast Live Oak | 14-18' | - | Yes | Yes | 16 | 4 | 21 | Yes | No | Remove | 18 | 25% | No | 25% Remove |
| MP-15-E | Coast Redwood | 24-29' | - | Yes | 25% | 24 | 4 | 21 | No | Yes | Prune | 18 | No | Yes | Prune |
| MP-16-E | Coast Redwood | 24-29' | - | Yes | 25% | 24 | 4 | 21 | No | Yes | Prune | 18 | No | Yes | Prune |
| MP-17-E | Coast Live Oak | 14-18' | - | Yes | Yes | 16 | 4 | 21 | Yes | No | Remove | 18 | 25% | No | 25% Remove |
| MP-18-E | California black walnut | - | 24-29' | No | No | 29 | 24 | 21 | No | No | No Impact | 18 | No | No | No Impact |
| MP-19-E | Coast Live Oak | 14-18' | - | Yes | Yes | 16 | 4 | 21 | Yes | No | Remove | 18 | 25% | No | 25% Remove |
| MP-20-E | Coast Redwood | - | 24-29' | No | No | 29 | 24 | 21 | No | No | No Impact | 18 | No | No | No Impact |
| MP-21-E | Coast Redwood | 24-29' | - | Yes | 25% | 24 | 4 | 21 | No | Yes | Prune | 18 | No | Yes | Prune |
| MP-22-E | Coast Redwood | 24-29' | - | Yes | 25% | 24 | 4 | 21 | No | Yes | Prune | 18 | No | Yes | Prune |
| MP-23-E | Coast Redwood | 24-29' | - | Yes | 25% | 24 | 4 | 21 | No | Yes | Prune | 18 | No | Yes | Prune |
| MP-24-E | Coast Redwood | - | 19-24' | Yes | No | 29 | 21 | 21 | No | 50% | 50% Prune | 18 | No | No | No Impact |

Tree Inventory Analysis with Revised ESZ Estimates for FEIR and Mitigation Test Areas

| Tree ID | Common Name | Trunk to Rail | Canopy to Rail | DEIR Impact | DEIR Remove | Min. Distance T:R | Min. Dist. C:R | FEIR ESZ | FEIR Removal | FEIR Prune | FEIR Cat | Mitigated ESZ | Mitigated Removal | Mitigated Prune | Mitigated Cat |
|---------|-------------------|---------------|----------------|-------------|-------------|-------------------|----------------|----------|--------------|------------|------------|---------------|-------------------|-----------------|---------------|
| MP-25-E | Coast Redwood | 24-29' | - | Yes | 25% | 24 | 4 | 21 | No | Yes | Prune | 18 | No | Yes | Prune |
| MP-26-E | Coast Live Oak | 19-24' | - | Yes | Yes | 21 | 4 | 21 | 50% | No | 50% Remove | 18 | No | Yes | Prune |
| MP-27-E | Pittosporum sp. | - | 14-18' | Yes | No | 29 | 16 | 21 | No | Yes | Prune | 18 | No | 25% | 25% Prune |
| MP-28-E | Pittosporum sp. | - | 14-18' | Yes | No | 29 | 16 | 21 | No | Yes | Prune | 18 | No | 25% | 25% Prune |
| MP-29-E | Coast Live Oak | - | 04-08' | Yes | No | 29 | 4 | 21 | No | Yes | Prune | 18 | No | Yes | Prune |
| MP-30-E | Portuguese laurel | 19-24' | - | Yes | Yes | 21 | 4 | 21 | 50% | No | 50% Remove | 18 | No | Yes | Prune |
| MP-31-E | California bay | 24-29' | - | Yes | 25% | 24 | 4 | 21 | No | Yes | Prune | 18 | No | Yes | Prune |
| MP-32-E | California bay | 24-29' | - | Yes | 25% | 24 | 4 | 21 | No | Yes | Prune | 18 | No | Yes | Prune |
| MP-33-E | Silk oak | - | 24-29' | No | No | 29 | 24 | 21 | No | No | No Impact | 18 | No | No | No Impact |
| MP-34-E | Myoporum | - | 19-24' | Yes | No | 29 | 21 | 21 | No | 50% | 50% Prune | 18 | No | No | No Impact |
| MP-35-E | Myoporum | - | 19-24' | Yes | No | 29 | 21 | 21 | No | 50% | 50% Prune | 18 | No | No | No Impact |
| MP-36-E | Coast Live Oak | - | 04-08' | Yes | No | 29 | 4 | 21 | No | Yes | Prune | 18 | No | Yes | Prune |
| MP-37-E | Monterey pine | - | 19-24' | Yes | No | 29 | 21 | 21 | No | 50% | 50% Prune | 18 | No | No | No Impact |
| MP-38-E | Coast Live Oak | - | 09-13' | Yes | No | 29 | 9 | 21 | No | Yes | Prune | 18 | No | Yes | Prune |
| MP-39-E | Valley oak | - | 24-29' | No | No | 29 | 24 | 21 | No | No | No Impact | 18 | No | No | No Impact |
| MP-40-E | Coast Live Oak | 19-24' | - | Yes | Yes | 21 | 4 | 21 | 50% | No | 50% Remove | 18 | No | Yes | Prune |
| MP-41-E | Coast Live Oak | 19-24' | - | Yes | Yes | 21 | 4 | 21 | 50% | No | 50% Remove | 18 | No | Yes | Prune |
| MP-42-E | Coast Live Oak | 24-29' | - | Yes | 25% | 24 | 4 | 21 | No | Yes | Prune | 18 | No | Yes | Prune |
| MP-43-E | Coast Live Oak | 24-29' | - | Yes | 25% | 24 | 4 | 21 | No | Yes | Prune | 18 | No | Yes | Prune |
| MP-44-E | Coast Live Oak | 24-29' | - | Yes | 25% | 24 | 4 | 21 | No | Yes | Prune | 18 | No | Yes | Prune |
| MP-45-E | Coast Redwood | - | 24-29' | No | No | 29 | 24 | 21 | No | No | No Impact | 18 | No | No | No Impact |
| MP-46-E | Pittosporum sp. | - | 19-24' | Yes | No | 29 | 21 | 21 | No | 50% | 50% Prune | 18 | No | No | No Impact |
| MP-47-E | Coast Live Oak | - | 04-08' | Yes | No | 29 | 4 | 21 | No | Yes | Prune | 18 | No | Yes | Prune |
| MP-48-E | Coast Live Oak | - | 14-18' | Yes | No | 29 | 16 | 21 | No | Yes | Prune | 18 | No | 25% | 25% Prune |
| MP-49-E | Coast Live Oak | 24-29' | - | Yes | 25% | 24 | 4 | 21 | No | Yes | Prune | 18 | No | Yes | Prune |
| MP-50-E | Coast Live Oak | 24-29' | - | Yes | 25% | 24 | 4 | 21 | No | Yes | Prune | 18 | No | Yes | Prune |
| MP-51-E | Coast Live Oak | 24-29' | - | Yes | 25% | 24 | 4 | 21 | No | Yes | Prune | 18 | No | Yes | Prune |
| MP-52-E | Coast Live Oak | 24-29' | - | Yes | 25% | 24 | 4 | 21 | No | Yes | Prune | 18 | No | Yes | Prune |
| MP-53-E | Blackwood acacia | 24-29' | - | Yes | 25% | 24 | 4 | 21 | No | Yes | Prune | 18 | No | Yes | Prune |
| MP-54-E | Coast Live Oak | 24-29' | - | Yes | 25% | 24 | 4 | 21 | No | Yes | Prune | 18 | No | Yes | Prune |
| MP-55-E | Coast Live Oak | 24-29' | - | Yes | 25% | 24 | 4 | 21 | No | Yes | Prune | 18 | No | Yes | Prune |
| MP-56-E | Coast Live Oak | 24-29' | - | Yes | 25% | 24 | 4 | 21 | No | Yes | Prune | 18 | No | Yes | Prune |
| MP-57-E | Red iron bark | - | 09-13' | Yes | No | 29 | 9 | 21 | No | Yes | Prune | 18 | No | Yes | Prune |
| MP-58-E | Blackwood acacia | - | 14-18' | Yes | No | 29 | 16 | 21 | No | Yes | Prune | 18 | No | 25% | 25% Prune |
| MP-59-E | Coast Live Oak | - | 24-29' | No | No | 29 | 24 | 21 | No | No | No Impact | 18 | No | No | No Impact |
| MP-60-E | Coast Live Oak | - | 04-08' | Yes | No | 29 | 4 | 21 | No | Yes | Prune | 18 | No | Yes | Prune |
| MP-61-E | Coast Live Oak | - | 04-08' | Yes | No | 29 | 4 | 21 | No | Yes | Prune | 18 | No | Yes | Prune |
| MP-62-E | Silver dollar gum | - | 09-13' | Yes | No | 29 | 9 | 21 | No | Yes | Prune | 18 | No | Yes | Prune |
| MP-63-E | Silver dollar gum | - | 19-24' | Yes | No | 29 | 21 | 21 | No | 50% | 50% Prune | 18 | No | No | No Impact |
| MP-64-E | Silver dollar gum | - | 19-24' | Yes | No | 29 | 21 | 21 | No | 50% | 50% Prune | 18 | No | No | No Impact |
| MP-65-E | Silver dollar gum | - | 19-24' | Yes | No | 29 | 21 | 21 | No | 50% | 50% Prune | 18 | No | No | No Impact |
| MP-66-E | Silver dollar gum | - | 14-18' | Yes | No | 29 | 16 | 21 | No | Yes | Prune | 18 | No | 25% | 25% Prune |
| MP-67-E | Valley oak | - | 04-08' | Yes | No | 29 | 4 | 21 | No | Yes | Prune | 18 | No | Yes | Prune |
| MP-68-E | Coast Redwood | - | 19-24' | Yes | No | 29 | 21 | 21 | No | 50% | 50% Prune | 18 | No | No | No Impact |
| MP-69-E | Tree of Heaven | - | 14-18' | Yes | No | 29 | 16 | 21 | No | Yes | Prune | 18 | No | 25% | 25% Prune |
| MP-70-E | Monterey pine | 24-29' | - | Yes | 25% | 24 | 4 | 21 | No | Yes | Prune | 18 | No | Yes | Prune |
| MP-71-E | Pittosporum sp. | - | 24-29' | No | No | 29 | 24 | 21 | No | No | No Impact | 18 | No | No | No Impact |
| MP-72-E | Monterey pine | 24-29' | - | Yes | 25% | 24 | 4 | 21 | No | Yes | Prune | 18 | No | Yes | Prune |
| MP-73-E | Coast Live Oak | - | 09-13' | Yes | No | 29 | 9 | 21 | No | Yes | Prune | 18 | No | Yes | Prune |
| MP-74-E | Coast Live Oak | 24-29' | - | Yes | 25% | 24 | 4 | 21 | No | Yes | Prune | 18 | No | Yes | Prune |
| MP-75-E | Coast Live Oak | 24-29' | - | Yes | 25% | 24 | 4 | 21 | No | Yes | Prune | 18 | No | Yes | Prune |
| MP-76-E | Monterey pine | 24-29' | - | Yes | 25% | 24 | 4 | 21 | No | Yes | Prune | 18 | No | Yes | Prune |
| MP-77-E | Coast Live Oak | 24-29' | - | Yes | 25% | 24 | 4 | 21 | No | Yes | Prune | 18 | No | Yes | Prune |
| MP-78-E | Coast Live Oak | 24-29' | - | Yes | 25% | 24 | 4 | 21 | No | Yes | Prune | 18 | No | Yes | Prune |

Tree Inventory Analysis with Revised ESZ Estimates for FEIR and Mitigation Test Areas

| Tree ID | Common Name | Trunk to Rail | Canopy to Rail | DEIR Impact | DEIR Remove | Min. Distance T:R | Min. Dist. C:R | FEIR ESZ | FEIR Removal | FEIR Prune | FEIR Cat | Mitigated ESZ | Mitigated Removal | Mitigated Prune | Mitigated Cat |
|----------|-------------------|---------------|----------------|-------------|-------------|-------------------|----------------|----------|--------------|------------|------------|---------------|-------------------|-----------------|---------------|
| MP-79-E | Coast Live Oak | 24-29' | - | Yes | 25% | 24 | 4 | 21 | No | Yes | Prune | 18 | No | Yes | Prune |
| MP-80-E | Coast Live Oak | 24-29' | - | Yes | 25% | 24 | 4 | 21 | No | Yes | Prune | 18 | No | Yes | Prune |
| MP-81-E | California bay | - | 19-24' | Yes | No | 29 | 21 | 21 | No | 50% | 50% Prune | 18 | No | No | No Impact |
| MP-82-E | Coast Live Oak | - | 14-18' | Yes | No | 29 | 16 | 21 | No | Yes | Prune | 18 | No | 25% | 25% Prune |
| MP-83-E | Coast Live Oak | - | 14-18' | Yes | No | 29 | 16 | 21 | No | Yes | Prune | 18 | No | 25% | 25% Prune |
| MP-84-E | Coast Live Oak | 24-29' | - | Yes | 25% | 24 | 4 | 21 | No | Yes | Prune | 18 | No | Yes | Prune |
| MP-85-E | Coast Live Oak | 24-29' | - | Yes | 25% | 24 | 4 | 21 | No | Yes | Prune | 18 | No | Yes | Prune |
| MP-86-E | Coast Live Oak | 24-29' | - | Yes | 25% | 24 | 4 | 21 | No | Yes | Prune | 18 | No | Yes | Prune |
| MP-87-E | Coast Live Oak | - | 24-29' | No | No | 29 | 24 | 21 | No | No | No Impact | 18 | No | No | No Impact |
| MP-88-E | Coast Live Oak | 24-29' | - | Yes | 25% | 24 | 4 | 21 | No | Yes | Prune | 18 | No | Yes | Prune |
| MP-89-E | Tree of Heaven | 24-29' | - | Yes | 25% | 24 | 4 | 21 | No | Yes | Prune | 18 | No | Yes | Prune |
| MP-90-E | Tree of Heaven | 24-29' | - | Yes | 25% | 24 | 4 | 21 | No | Yes | Prune | 18 | No | Yes | Prune |
| MP-91-E | Coast Live Oak | - | 24-29' | No | No | 29 | 24 | 21 | No | No | No Impact | 18 | No | No | No Impact |
| MP-92-E | Blue gum | 24-29' | - | Yes | 25% | 24 | 4 | 21 | No | Yes | Prune | 18 | No | Yes | Prune |
| MP-93-E | Pittosporum sp. | - | 19-24' | Yes | No | 29 | 21 | 21 | No | 50% | 50% Prune | 18 | No | No | No Impact |
| MP-94-E | Coast Live Oak | - | 14-18' | Yes | No | 29 | 16 | 21 | No | Yes | Prune | 18 | No | 25% | 25% Prune |
| MP-95-E | Coast Live Oak | 24-29' | - | Yes | 25% | 24 | 4 | 21 | No | Yes | Prune | 18 | No | Yes | Prune |
| MP-96-E | Coast Live Oak | 24-29' | - | Yes | 25% | 24 | 4 | 21 | No | Yes | Prune | 18 | No | Yes | Prune |
| MP-97-E | Coast Live Oak | 24-29' | - | Yes | 25% | 24 | 4 | 21 | No | Yes | Prune | 18 | No | Yes | Prune |
| MP-98-E | Coast Live Oak | 19-24' | - | Yes | Yes | 21 | 4 | 21 | 50% | No | 50% Remove | 18 | No | Yes | Prune |
| MP-99-E | Coast Live Oak | 24-29' | - | Yes | 25% | 24 | 4 | 21 | No | Yes | Prune | 18 | No | Yes | Prune |
| MP-100-E | Coast Live Oak | 24-29' | - | Yes | 25% | 24 | 4 | 21 | No | Yes | Prune | 18 | No | Yes | Prune |
| MP-101-E | Coast Live Oak | 24-29' | - | Yes | 25% | 24 | 4 | 21 | No | Yes | Prune | 18 | No | Yes | Prune |
| MP-102-E | Coast Live Oak | 24-29' | - | Yes | 25% | 24 | 4 | 21 | No | Yes | Prune | 18 | No | Yes | Prune |
| MP-103-E | Purple leaf plum | - | 24-29' | No | No | 29 | 24 | 21 | No | No | No Impact | 18 | No | No | No Impact |
| MP-104-E | Coast Live Oak | 24-29' | - | Yes | 25% | 24 | 4 | 21 | No | Yes | Prune | 18 | No | Yes | Prune |
| MP-105-E | Coast Live Oak | 24-29' | - | Yes | 25% | 24 | 4 | 21 | No | Yes | Prune | 18 | No | Yes | Prune |
| MP-106-E | Coast Live Oak | - | 19-24' | Yes | No | 29 | 21 | 21 | No | 50% | 50% Prune | 18 | No | No | No Impact |
| MP-107-E | Persimmon | - | 19-24' | Yes | No | 29 | 21 | 21 | No | 50% | 50% Prune | 18 | No | No | No Impact |
| MP-108-E | chestnut | - | 19-24' | Yes | No | 29 | 21 | 21 | No | 50% | 50% Prune | 18 | No | No | No Impact |
| MP-109-E | Coast Live Oak | - | 14-18' | Yes | No | 29 | 16 | 21 | No | Yes | Prune | 18 | No | 25% | 25% Prune |
| MP-110-E | Avocado | - | 24-29' | No | No | 29 | 24 | 21 | No | No | No Impact | 18 | No | No | No Impact |
| MP-111-E | Avocado | - | 14-18' | Yes | No | 29 | 16 | 21 | No | Yes | Prune | 18 | No | 25% | 25% Prune |
| MP-112-E | Chinese elm | - | 24-29' | No | No | 29 | 24 | 21 | No | No | No Impact | 18 | No | No | No Impact |
| MP-113-E | Silver dollar gum | - | 04-08' | Yes | No | 29 | 4 | 21 | No | Yes | Prune | 18 | No | Yes | Prune |
| MP-114-E | Chinese elm | - | 19-24' | Yes | No | 29 | 21 | 21 | No | 50% | 50% Prune | 18 | No | No | No Impact |
| MP-115-E | Chinese elm | - | 14-18' | Yes | No | 29 | 16 | 21 | No | Yes | Prune | 18 | No | 25% | 25% Prune |
| MP-116-E | Chinese elm | - | 24-29' | No | No | 29 | 24 | 21 | No | No | No Impact | 18 | No | No | No Impact |
| MP-117-E | Coast Live Oak | 24-29' | - | Yes | 25% | 24 | 4 | 21 | No | Yes | Prune | 18 | No | Yes | Prune |
| MP-118-E | Tree of Heaven | 24-29' | - | Yes | 25% | 24 | 4 | 21 | No | Yes | Prune | 18 | No | Yes | Prune |
| MP-119-E | Tree of Heaven | 24-29' | - | Yes | 25% | 24 | 4 | 21 | No | Yes | Prune | 18 | No | Yes | Prune |
| MP-120-E | Coast Live Oak | 24-29' | - | Yes | 25% | 24 | 4 | 21 | No | Yes | Prune | 18 | No | Yes | Prune |
| MP-121-E | Coast Live Oak | 24-29' | - | Yes | 25% | 24 | 4 | 21 | No | Yes | Prune | 18 | No | Yes | Prune |
| MP-122-E | Coast Live Oak | 24-29' | - | Yes | 25% | 24 | 4 | 21 | No | Yes | Prune | 18 | No | Yes | Prune |
| MP-123-E | Monterey pine | - | 14-18' | Yes | No | 29 | 16 | 21 | No | Yes | Prune | 18 | No | 25% | 25% Prune |
| MP-124-E | Monterey pine | - | 09-13' | Yes | No | 29 | 9 | 21 | No | Yes | Prune | 18 | No | Yes | Prune |
| MP-125-E | Monterey pine | - | 09-13' | Yes | No | 29 | 9 | 21 | No | Yes | Prune | 18 | No | Yes | Prune |
| MP-126-E | Monterey pine | - | 19-24' | Yes | No | 29 | 21 | 21 | No | 50% | 50% Prune | 18 | No | No | No Impact |
| MP-127-E | Monterey pine | 24-29' | - | Yes | 25% | 24 | 4 | 21 | No | Yes | Prune | 18 | No | Yes | Prune |
| MP-128-E | Monterey pine | 24-29' | - | Yes | 25% | 24 | 4 | 21 | No | Yes | Prune | 18 | No | Yes | Prune |
| MP-129-E | Monterey pine | 24-29' | - | Yes | 25% | 24 | 4 | 21 | No | Yes | Prune | 18 | No | Yes | Prune |
| MP-130-E | Monterey pine | 24-29' | - | Yes | 25% | 24 | 4 | 21 | No | Yes | Prune | 18 | No | Yes | Prune |
| MP-131-E | Tree of Heaven | 24-29' | - | Yes | 25% | 24 | 4 | 21 | No | Yes | Prune | 18 | No | Yes | Prune |
| MP-132-E | Tree of Heaven | 24-29' | - | Yes | 25% | 24 | 4 | 21 | No | Yes | Prune | 18 | No | Yes | Prune |

Tree Inventory Analysis with Revised ESZ Estimates for FEIR and Mitigation Test Areas

| Tree ID | Common Name | Trunk to Rail | Canopy to Rail | DEIR Impact | DEIR Remove | Min. Distance T:R | Min. Dist. C:R | FEIR ESZ | FEIR Removal | FEIR Prune | FEIR Cat | Mitigated ESZ | Mitigated Removal | Mitigated Prune | Mitigated Cat |
|----------|--------------------|---------------|----------------|-------------|-------------|-------------------|----------------|----------|--------------|------------|------------|---------------|-------------------|-----------------|---------------|
| MP-133-E | Tree of Heaven | 24-29' | - | Yes | 25% | 24 | 4 | 21 | No | Yes | Prune | 18 | No | Yes | Prune |
| MP-134-E | Tree of Heaven | 24-29' | - | Yes | 25% | 24 | 4 | 21 | No | Yes | Prune | 18 | No | Yes | Prune |
| MP-135-E | California bay | 19-24' | - | Yes | Yes | 21 | 4 | 21 | 50% | No | 50% Remove | 18 | No | Yes | Prune |
| MP-136-E | Callery pear | - | 24-29' | No | No | 29 | 24 | 21 | No | No | No Impact | 18 | No | No | No Impact |
| MP-137-E | Tree of Heaven | 19-24' | - | Yes | Yes | 21 | 4 | 21 | 50% | No | 50% Remove | 18 | No | Yes | Prune |
| MP-138-E | Tree of Heaven | 19-24' | - | Yes | Yes | 21 | 4 | 21 | 50% | No | 50% Remove | 18 | No | Yes | Prune |
| MP-139-E | Tree of Heaven | 19-24' | - | Yes | Yes | 21 | 4 | 21 | 50% | No | 50% Remove | 18 | No | Yes | Prune |
| MP-140-E | Tree of Heaven | 19-24' | - | Yes | Yes | 21 | 4 | 21 | 50% | No | 50% Remove | 18 | No | Yes | Prune |
| MP-141-E | Coast Live Oak | 19-24' | - | Yes | Yes | 21 | 4 | 21 | 50% | No | 50% Remove | 18 | No | Yes | Prune |
| MP-142-E | Tree of Heaven | 24-29' | - | Yes | 25% | 24 | 4 | 21 | No | Yes | Prune | 18 | No | Yes | Prune |
| MP-143-E | Tree of Heaven | 24-29' | - | Yes | 25% | 24 | 4 | 21 | No | Yes | Prune | 18 | No | Yes | Prune |
| MP-144-E | Tree of Heaven | 24-29' | - | Yes | 25% | 24 | 4 | 21 | No | Yes | Prune | 18 | No | Yes | Prune |
| MP-145-E | Arizona cypress | 24-29' | - | Yes | 25% | 24 | 4 | 21 | No | Yes | Prune | 18 | No | Yes | Prune |
| MP-146-E | Tree of Heaven | 24-29' | - | Yes | 25% | 24 | 4 | 21 | No | Yes | Prune | 18 | No | Yes | Prune |
| MP-147-E | Arizona cypress | 24-29' | - | Yes | 25% | 24 | 4 | 21 | No | Yes | Prune | 18 | No | Yes | Prune |
| MP-148-E | Tree of Heaven | 24-29' | - | Yes | 25% | 24 | 4 | 21 | No | Yes | Prune | 18 | No | Yes | Prune |
| MP-149-E | Windmill palm | 24-29' | - | Yes | 25% | 24 | 4 | 21 | No | Yes | Prune | 18 | No | Yes | Prune |
| MP-150-E | Coast Live Oak | 24-29' | - | Yes | 25% | 24 | 4 | 21 | No | Yes | Prune | 18 | No | Yes | Prune |
| MP-151-E | Coast Live Oak | 19-24' | - | Yes | Yes | 21 | 4 | 21 | 50% | No | 50% Remove | 18 | No | Yes | Prune |
| MP-152-E | Coast Live Oak | 24-29' | - | Yes | 25% | 24 | 4 | 21 | No | Yes | Prune | 18 | No | Yes | Prune |
| MP-153-E | Tree of Heaven | 24-29' | - | Yes | 25% | 24 | 4 | 21 | No | Yes | Prune | 18 | No | Yes | Prune |
| MP-154-E | Arizona cypress | 24-29' | - | Yes | 25% | 24 | 4 | 21 | No | Yes | Prune | 18 | No | Yes | Prune |
| MP-155-E | Tree of Heaven | 24-29' | - | Yes | 25% | 24 | 4 | 21 | No | Yes | Prune | 18 | No | Yes | Prune |
| MP-156-E | Arizona cypress | 24-29' | - | Yes | 25% | 24 | 4 | 21 | No | Yes | Prune | 18 | No | Yes | Prune |
| MP-157-E | Tree of Heaven | 24-29' | - | Yes | 25% | 24 | 4 | 21 | No | Yes | Prune | 18 | No | Yes | Prune |
| MP-158-E | Windmill palm | 24-29' | - | Yes | 25% | 24 | 4 | 21 | No | Yes | Prune | 18 | No | Yes | Prune |
| MP-159-E | Tree of Heaven | 24-29' | - | Yes | 25% | 24 | 4 | 21 | No | Yes | Prune | 18 | No | Yes | Prune |
| MP-160-E | Windmill palm | 24-29' | - | Yes | 25% | 24 | 4 | 21 | No | Yes | Prune | 18 | No | Yes | Prune |
| MP-161-E | Windmill palm | 24-29' | - | Yes | 25% | 24 | 4 | 21 | No | Yes | Prune | 18 | No | Yes | Prune |
| MP-162-E | Tree of Heaven | 24-29' | - | Yes | 25% | 24 | 4 | 21 | No | Yes | Prune | 18 | No | Yes | Prune |
| MP-163-E | Tree of Heaven | 24-29' | - | Yes | 25% | 24 | 4 | 21 | No | Yes | Prune | 18 | No | Yes | Prune |
| MP-164-E | Valley oak | - | 24-29' | No | No | 29 | 24 | 21 | No | No | No Impact | 18 | No | No | No Impact |
| MP-165-E | Coast live oak | 24-29' | - | Yes | 25% | 24 | 4 | 21 | No | Yes | Prune | 18 | No | Yes | Prune |
| MP-166-E | Canary Island palm | 24-29' | - | Yes | 25% | 24 | 4 | 21 | No | Yes | Prune | 18 | No | Yes | Prune |
| MP-167-E | Coast live oak | 24-29' | - | Yes | 25% | 24 | 4 | 21 | No | Yes | Prune | 18 | No | Yes | Prune |
| MP-168-E | Canary Island palm | 24-29' | - | Yes | 25% | 24 | 4 | 21 | No | Yes | Prune | 18 | No | Yes | Prune |
| MP-169-E | Canary Island palm | 24-29' | - | Yes | 25% | 24 | 4 | 21 | No | Yes | Prune | 18 | No | Yes | Prune |
| MP-170-E | Coast live oak | 24-29' | - | Yes | 25% | 24 | 4 | 21 | No | Yes | Prune | 18 | No | Yes | Prune |
| MP-171-E | Canary Island palm | 19-24' | - | Yes | Yes | 21 | 4 | 21 | 50% | No | 50% Remove | 18 | No | Yes | Prune |
| MP-172-E | Coast live oak | 24-29' | - | Yes | 25% | 24 | 4 | 21 | No | Yes | Prune | 18 | No | Yes | Prune |
| MP-173-E | Canary Island palm | 24-29' | - | Yes | 25% | 24 | 4 | 21 | No | Yes | Prune | 18 | No | Yes | Prune |
| MP-174-E | Canary Island palm | 24-29' | - | Yes | 25% | 24 | 4 | 21 | No | Yes | Prune | 18 | No | Yes | Prune |
| MP-175-E | Coast live oak | 24-29' | - | Yes | 25% | 24 | 4 | 21 | No | Yes | Prune | 18 | No | Yes | Prune |
| MP-176-E | Coast live oak | 24-29' | - | Yes | 25% | 24 | 4 | 21 | No | Yes | Prune | 18 | No | Yes | Prune |
| MP-177-E | Coast live oak | 24-29' | - | Yes | 25% | 24 | 4 | 21 | No | Yes | Prune | 18 | No | Yes | Prune |
| MP-178-E | Coast live oak | 24-29' | - | Yes | 25% | 24 | 4 | 21 | No | Yes | Prune | 18 | No | Yes | Prune |
| MP-179-E | Coast live oak | 24-29' | - | Yes | 25% | 24 | 4 | 21 | No | Yes | Prune | 18 | No | Yes | Prune |
| MP-180-E | Coast live oak | 24-29' | - | Yes | 25% | 24 | 4 | 21 | No | Yes | Prune | 18 | No | Yes | Prune |
| MP-181-E | London plane | 19-24' | - | Yes | Yes | 21 | 4 | 21 | 50% | No | 50% Remove | 18 | No | Yes | Prune |
| MP-182-E | Coast live oak | 24-29' | - | Yes | 25% | 24 | 4 | 21 | No | Yes | Prune | 18 | No | Yes | Prune |
| MP-183-E | Tree of heaven | 19-24' | - | Yes | Yes | 21 | 4 | 21 | 50% | No | 50% Remove | 18 | No | Yes | Prune |
| MP-184-E | Valley oak | - | 19-24' | Yes | No | 29 | 21 | 21 | No | 50% | 50% Prune | 18 | No | No | No Impact |
| MP-185-E | Coast live oak | - | 09-13' | Yes | No | 29 | 9 | 21 | No | Yes | Prune | 18 | No | Yes | Prune |
| MP-186-E | Tree of Heaven | - | 14-18' | Yes | No | 29 | 16 | 21 | No | Yes | Prune | 18 | No | 25% | 25% Prune |

Tree Inventory Analysis with Revised ESZ Estimates for FEIR and Mitigation Test Areas

| Tree ID | Common Name | Trunk to Rail | Canopy to Rail | DEIR Impact | DEIR Remove | Min. Distance T:R | Min. Dist. C:R | FEIR ESZ | FEIR Removal | FEIR Prune | FEIR Cat | Mitigated ESZ | Mitigated Removal | Mitigated Prune | Mitigated Cat |
|----------|--------------------|---------------|----------------|-------------|-------------|-------------------|----------------|----------|--------------|------------|-----------|---------------|-------------------|-----------------|---------------|
| MP-187-E | Chinese pistache | 24-29' | - | Yes | 25% | 24 | 4 | 21 | No | Yes | Prune | 18 | No | Yes | Prune |
| MP-188-E | Chinese pistache | 24-29' | - | Yes | 25% | 24 | 4 | 21 | No | Yes | Prune | 18 | No | Yes | Prune |
| MP-189-E | Chinese pistache | 24-29' | - | Yes | 25% | 24 | 4 | 21 | No | Yes | Prune | 18 | No | Yes | Prune |
| MP-190-E | Tree of Heaven | - | 09-13' | Yes | No | 29 | 9 | 21 | No | Yes | Prune | 18 | No | Yes | Prune |
| MP-191-E | Chinese pistache | 24-29' | - | Yes | 25% | 24 | 4 | 21 | No | Yes | Prune | 18 | No | Yes | Prune |
| MP-192-E | Coast live oak | - | 19-24' | Yes | No | 29 | 21 | 21 | No | 50% | 50% Prune | 18 | No | No | No Impact |
| MP-193-E | Italian stone pine | - | 24-29' | No | No | 29 | 24 | 21 | No | No | No Impact | 18 | No | No | No Impact |
| MP-194-E | Blackwood acacia | 24-29' | - | Yes | 25% | 24 | 4 | 21 | No | Yes | Prune | 18 | No | Yes | Prune |
| MP-195-E | Coast live oak | 24-29' | - | Yes | 25% | 24 | 4 | 21 | No | Yes | Prune | 18 | No | Yes | Prune |
| MP-196-E | Sweetgum | - | 24-29' | No | No | 29 | 24 | 21 | No | No | No Impact | 18 | No | No | No Impact |
| MP-197-E | Coast live oak | - | 14-18' | Yes | No | 29 | 16 | 21 | No | Yes | Prune | 18 | No | 25% | 25% Prune |
| MP-198-E | Chinese pistache | - | 24-29' | No | No | 29 | 24 | 21 | No | No | No Impact | 18 | No | No | No Impact |
| MP-199-E | Chinese pistache | - | 19-24' | Yes | No | 29 | 21 | 21 | No | 50% | 50% Prune | 18 | No | No | No Impact |
| MP-200-E | Chinese pistache | - | 19-24' | Yes | No | 29 | 21 | 21 | No | 50% | 50% Prune | 18 | No | No | No Impact |
| MP-201-E | Chinese pistache | - | 19-24' | Yes | No | 29 | 21 | 21 | No | 50% | 50% Prune | 18 | No | No | No Impact |
| MP-202-E | Chinese pistache | - | 19-24' | Yes | No | 29 | 21 | 21 | No | 50% | 50% Prune | 18 | No | No | No Impact |
| MP-203-E | Chinese pistache | - | 19-24' | Yes | No | 29 | 21 | 21 | No | 50% | 50% Prune | 18 | No | No | No Impact |
| MP-204-E | Coast live oak | 24-29' | - | Yes | 25% | 24 | 4 | 21 | No | Yes | Prune | 18 | No | Yes | Prune |
| MP-205-E | Chinese pistache | - | 24-29' | No | No | 29 | 24 | 21 | No | No | No Impact | 18 | No | No | No Impact |
| MP-206-E | Coast redwood | 24-29' | - | Yes | 25% | 24 | 4 | 21 | No | Yes | Prune | 18 | No | Yes | Prune |
| MP-207-E | Coast redwood | 24-29' | - | Yes | 25% | 24 | 4 | 21 | No | Yes | Prune | 18 | No | Yes | Prune |
| MP-208-E | Coast redwood | 24-29' | - | Yes | 25% | 24 | 4 | 21 | No | Yes | Prune | 18 | No | Yes | Prune |
| MP-209-E | Coast redwood | 24-29' | - | Yes | 25% | 24 | 4 | 21 | No | Yes | Prune | 18 | No | Yes | Prune |
| MP-210-E | Coast redwood | - | 19-24' | Yes | No | 29 | 21 | 21 | No | 50% | 50% Prune | 18 | No | No | No Impact |
| MP-211-E | Coast redwood | - | 24-29' | No | No | 29 | 24 | 21 | No | No | No Impact | 18 | No | No | No Impact |
| MP-212-E | Coast redwood | - | 24-29' | No | No | 29 | 24 | 21 | No | No | No Impact | 18 | No | No | No Impact |
| MP-213-E | Coast redwood | - | 19-24' | Yes | No | 29 | 21 | 21 | No | 50% | 50% Prune | 18 | No | No | No Impact |
| MP-214-E | Coast redwood | - | 19-24' | Yes | No | 29 | 21 | 21 | No | 50% | 50% Prune | 18 | No | No | No Impact |
| MP-215-E | Tree of heaven | - | 19-24' | Yes | No | 29 | 21 | 21 | No | 50% | 50% Prune | 18 | No | No | No Impact |
| MP-216-E | Coast redwood | 24-29' | - | Yes | 25% | 24 | 4 | 21 | No | Yes | Prune | 18 | No | Yes | Prune |
| MP-217-E | Coast redwood | 24-29' | - | Yes | 25% | 24 | 4 | 21 | No | Yes | Prune | 18 | No | Yes | Prune |
| MP-218-E | Coast redwood | 24-29' | - | Yes | 25% | 24 | 4 | 21 | No | Yes | Prune | 18 | No | Yes | Prune |
| MP-219-E | Coast redwood | 24-29' | - | Yes | 25% | 24 | 4 | 21 | No | Yes | Prune | 18 | No | Yes | Prune |
| MP-220-E | Coast redwood | 24-29' | - | Yes | 25% | 24 | 4 | 21 | No | Yes | Prune | 18 | No | Yes | Prune |
| MP-221-E | Coast redwood | 24-29' | - | Yes | 25% | 24 | 4 | 21 | No | Yes | Prune | 18 | No | Yes | Prune |
| MP-222-E | Coast redwood | - | 19-24' | Yes | No | 29 | 21 | 21 | No | 50% | 50% Prune | 18 | No | No | No Impact |
| MP-223-E | Chinese pistache | 24-29' | - | Yes | 25% | 24 | 4 | 21 | No | Yes | Prune | 18 | No | Yes | Prune |
| MP-224-E | Chinese pistache | 24-29' | - | Yes | 25% | 24 | 4 | 21 | No | Yes | Prune | 18 | No | Yes | Prune |
| MP-225-E | Almond | 24-29' | - | Yes | 25% | 24 | 4 | 21 | No | Yes | Prune | 18 | No | Yes | Prune |
| MP-226-E | Coast redwood | 24-29' | - | Yes | 25% | 24 | 4 | 21 | No | Yes | Prune | 18 | No | Yes | Prune |
| MP-227-E | Coast redwood | - | 24-29' | No | No | 29 | 24 | 21 | No | No | No Impact | 18 | No | No | No Impact |
| MP-228-E | Tree of heaven | 24-29' | - | Yes | 25% | 24 | 4 | 21 | No | Yes | Prune | 18 | No | Yes | Prune |
| MP-229-E | Coast live oak | 24-29' | - | Yes | 25% | 24 | 4 | 21 | No | Yes | Prune | 18 | No | Yes | Prune |
| MP-230-E | Coast live oak | 24-29' | - | Yes | 25% | 24 | 4 | 21 | No | Yes | Prune | 18 | No | Yes | Prune |
| MP-231-E | Coast redwood | - | 24-29' | No | No | 29 | 24 | 21 | No | No | No Impact | 18 | No | No | No Impact |
| MP-232-E | Coast live oak | - | 24-29' | No | No | 29 | 24 | 21 | No | No | No Impact | 18 | No | No | No Impact |
| MP-233-E | Coast redwood | - | 24-29' | No | No | 29 | 24 | 21 | No | No | No Impact | 18 | No | No | No Impact |
| MP-234-E | Coast redwood | - | 24-29' | No | No | 29 | 24 | 21 | No | No | No Impact | 18 | No | No | No Impact |
| MP-235-E | Coast live oak | - | 19-24' | Yes | No | 29 | 21 | 21 | No | 50% | 50% Prune | 18 | No | No | No Impact |
| MP-236-E | Italian stone pine | 24-29' | - | Yes | 25% | 24 | 4 | 21 | No | Yes | Prune | 18 | No | Yes | Prune |
| MP-237-E | Italian stone pine | 24-29' | - | Yes | 25% | 24 | 4 | 21 | No | Yes | Prune | 18 | No | Yes | Prune |
| MP-238-E | Italian stone pine | - | 19-24' | Yes | No | 29 | 21 | 21 | No | 50% | 50% Prune | 18 | No | No | No Impact |
| MP-239-E | Italian stone pine | 24-29' | - | Yes | 25% | 24 | 4 | 21 | No | Yes | Prune | 18 | No | Yes | Prune |
| MP-240-E | Italian stone pine | 24-29' | - | Yes | 25% | 24 | 4 | 21 | No | Yes | Prune | 18 | No | Yes | Prune |

Tree Inventory Analysis with Revised ESZ Estimates for FEIR and Mitigation Test Areas

| Tree ID | Common Name | Trunk to Rail | Canopy to Rail | DEIR Impact | DEIR Remove | Min. Distance T:R | Min. Dist. C:R | FEIR ESZ | FEIR Removal | FEIR Prune | FEIR Cat | Mitigated ESZ | Mitigated Removal | Mitigated Prune | Mitigated Cat |
|----------|--------------------|---------------|----------------|-------------|-------------|-------------------|----------------|----------|--------------|------------|------------|---------------|-------------------|-----------------|---------------|
| MP-241-E | Italian stone pine | - | 24-29' | No | No | 29 | 24 | 21 | No | No | No Impact | 18 | No | No | No Impact |
| MP-242-E | Chinese pistache | - | 19-24' | Yes | No | 29 | 21 | 21 | No | 50% | 50% Prune | 18 | No | No | No Impact |
| MP-243-E | Coast live oak | 24-29' | - | Yes | 25% | 24 | 4 | 21 | No | Yes | Prune | 18 | No | Yes | Prune |
| MP-244-E | Chinese pistache | 24-29' | - | Yes | 25% | 24 | 4 | 21 | No | Yes | Prune | 18 | No | Yes | Prune |
| MP-245-E | Coast live oak | 14-18' | - | Yes | Yes | 16 | 4 | 21 | Yes | No | Remove | 18 | Yes | No | Remove |
| MP-246-E | Chinese pistache | - | 19-24' | Yes | No | 29 | 21 | 21 | No | 50% | 50% Prune | 18 | No | No | No Impact |
| MP-247-E | Chinese pistache | - | 19-24' | Yes | No | 29 | 21 | 21 | No | 50% | 50% Prune | 18 | No | No | No Impact |
| MP-248-E | Coast live oak | 24-29' | - | Yes | 25% | 24 | 4 | 21 | No | Yes | Prune | 18 | No | Yes | Prune |
| MP-249-E | Coast live oak | 24-29' | - | Yes | 25% | 24 | 4 | 21 | No | Yes | Prune | 18 | No | Yes | Prune |
| MP-250-E | Chinese pistache | - | 19-24' | Yes | No | 29 | 21 | 21 | No | 50% | 50% Prune | 18 | No | No | No Impact |
| MP-251-E | Coast live oak | 19-24' | - | Yes | Yes | 21 | 4 | 21 | 50% | No | 50% Remove | 18 | No | Yes | Prune |
| MP-252-E | Coast live oak | 24-29' | - | Yes | 25% | 24 | 4 | 21 | No | Yes | Prune | 18 | No | Yes | Prune |
| MP-253-E | Coast live oak | - | 14-18' | Yes | No | 29 | 16 | 21 | No | Yes | Prune | 18 | No | 25% | 25% Prune |
| MP-254-E | Coast live oak | 24-29' | - | Yes | 25% | 24 | 4 | 21 | No | Yes | Prune | 18 | No | Yes | Prune |
| MP-255-E | Tree of heaven | 24-29' | - | Yes | 25% | 24 | 4 | 21 | No | Yes | Prune | 18 | No | Yes | Prune |
| MP-256-E | Coast live oak | 14-18' | - | Yes | Yes | 16 | 4 | 21 | Yes | No | Remove | 18 | 25% | No | 25% Remove |
| MP-257-E | Coast live oak | 14-18' | - | Yes | Yes | 16 | 4 | 21 | Yes | No | Remove | 18 | 25% | No | 25% Remove |
| MP-258-E | Coast live oak | - | 24-29' | No | No | 29 | 24 | 21 | No | No | No Impact | 18 | No | No | No Impact |
| MP-259-E | Coast live oak | - | 14-18' | Yes | No | 29 | 16 | 21 | No | Yes | Prune | 18 | No | 25% | 25% Prune |
| MP-260-E | Coast live oak | 14-18' | - | Yes | Yes | 16 | 4 | 21 | Yes | No | Remove | 18 | 25% | No | 25% Remove |
| MP-261-E | Camphor | - | 24-29' | No | No | 29 | 24 | 21 | No | No | No Impact | 18 | No | No | No Impact |
| MP-262-E | Coast live oak | 24-29' | - | Yes | 25% | 24 | 4 | 21 | No | Yes | Prune | 18 | No | Yes | Prune |
| MP-263-E | Camphor | - | 19-24' | Yes | No | 29 | 21 | 21 | No | 50% | 50% Prune | 18 | No | No | No Impact |
| MP-264-E | Coast live oak | 14-18' | - | Yes | Yes | 16 | 4 | 21 | Yes | No | Remove | 18 | 25% | No | 25% Remove |
| MP-265-E | Coast live oak | 14-18' | - | Yes | Yes | 16 | 4 | 21 | Yes | No | Remove | 18 | 25% | No | 25% Remove |
| MP-266-E | Coast live oak | 14-18' | - | Yes | Yes | 16 | 4 | 21 | Yes | No | Remove | 18 | 25% | No | 25% Remove |
| MP-267-E | Coast live oak | 14-18' | - | Yes | Yes | 16 | 4 | 21 | Yes | No | Remove | 18 | 25% | No | 25% Remove |
| MP-268-E | Coast live oak | 14-18' | - | Yes | Yes | 16 | 4 | 21 | Yes | No | Remove | 18 | 25% | No | 25% Remove |
| MP-269-E | Coast live oak | 14-18' | - | Yes | Yes | 16 | 4 | 21 | Yes | No | Remove | 18 | 25% | No | 25% Remove |
| MP-270-E | Coast live oak | 14-18' | - | Yes | Yes | 16 | 4 | 21 | Yes | No | Remove | 18 | 25% | No | 25% Remove |
| MP-271-E | Coast live oak | 19-24' | - | Yes | Yes | 21 | 4 | 21 | 50% | No | 50% Remove | 18 | No | Yes | Prune |
| MP-272-E | Coast live oak | 24-29' | - | Yes | 25% | 24 | 4 | 21 | No | Yes | Prune | 18 | No | Yes | Prune |
| MP-273-E | Coast live oak | 24-29' | - | Yes | 25% | 24 | 4 | 21 | No | Yes | Prune | 18 | No | Yes | Prune |
| MP-274-E | Coast live oak | 24-29' | - | Yes | 25% | 24 | 4 | 21 | No | Yes | Prune | 18 | No | Yes | Prune |
| MP-275-E | Coast live oak | 24-29' | - | Yes | 25% | 24 | 4 | 21 | No | Yes | Prune | 18 | No | Yes | Prune |
| MP-276-E | Coast live oak | 24-29' | - | Yes | 25% | 24 | 4 | 21 | No | Yes | Prune | 18 | No | Yes | Prune |
| MP-277-E | Coast live oak | 24-29' | - | Yes | 25% | 24 | 4 | 21 | No | Yes | Prune | 18 | No | Yes | Prune |
| MP-278-E | Chinese pistache | - | 24-29' | No | No | 29 | 24 | 21 | No | No | No Impact | 18 | No | No | No Impact |
| MP-279-E | Coast live oak | 24-29' | - | Yes | 25% | 24 | 4 | 21 | No | Yes | Prune | 18 | No | Yes | Prune |
| MP-280-E | Coast live oak | 24-29' | - | Yes | 25% | 24 | 4 | 21 | No | Yes | Prune | 18 | No | Yes | Prune |
| MP-281-E | Coast live oak | 24-29' | - | Yes | 25% | 24 | 4 | 21 | No | Yes | Prune | 18 | No | Yes | Prune |
| MP-282-E | Coast live oak | 24-29' | - | Yes | 25% | 24 | 4 | 21 | No | Yes | Prune | 18 | No | Yes | Prune |
| MP-283-E | Coast live oak | 24-29' | - | Yes | 25% | 24 | 4 | 21 | No | Yes | Prune | 18 | No | Yes | Prune |
| MP-284-E | Coast live oak | 24-29' | - | Yes | 25% | 24 | 4 | 21 | No | Yes | Prune | 18 | No | Yes | Prune |
| MP-285-E | Coast live oak | 19-24' | - | Yes | Yes | 21 | 4 | 21 | 50% | No | 50% Remove | 18 | No | Yes | Prune |
| MP-286-E | Coast live oak | 24-29' | - | Yes | 25% | 24 | 4 | 21 | No | Yes | Prune | 18 | No | Yes | Prune |
| MP-287-E | Coast live oak | 19-24' | - | Yes | Yes | 21 | 4 | 21 | 50% | No | 50% Remove | 18 | No | Yes | Prune |
| MP-288-E | Coast live oak | 19-24' | - | Yes | Yes | 21 | 4 | 21 | 50% | No | 50% Remove | 18 | No | Yes | Prune |
| MP-289-E | Coast live oak | 24-29' | - | Yes | 25% | 24 | 4 | 21 | No | Yes | Prune | 18 | No | Yes | Prune |
| MP-290-E | Coast live oak | 24-29' | - | Yes | 25% | 24 | 4 | 21 | No | Yes | Prune | 18 | No | Yes | Prune |
| MP-291-E | Coast live oak | 24-29' | - | Yes | 25% | 24 | 4 | 21 | No | Yes | Prune | 18 | No | Yes | Prune |
| MP-292-E | Coast live oak | 24-29' | - | Yes | 25% | 24 | 4 | 21 | No | Yes | Prune | 18 | No | Yes | Prune |
| MP-293-E | Coast live oak | 24-29' | - | Yes | 25% | 24 | 4 | 21 | No | Yes | Prune | 18 | No | Yes | Prune |
| MP-294-E | Coast live oak | 19-24' | - | Yes | Yes | 21 | 4 | 21 | 50% | No | 50% Remove | 18 | No | Yes | Prune |

Tree Inventory Analysis with Revised ESZ Estimates for FEIR and Mitigation Test Areas

| Tree ID | Common Name | Trunk to Rail | Canopy to Rail | DEIR Impact | DEIR Remove | Min. Distance T:R | Min. Dist. C:R | FEIR ESZ | FEIR Removal | FEIR Prune | FEIR Cat | Mitigated ESZ | Mitigated Removal | Mitigated Prune | Mitigated Cat |
|----------|------------------|---------------|----------------|-------------|-------------|-------------------|----------------|----------|--------------|------------|------------|---------------|-------------------|-----------------|---------------|
| MP-295-E | Coast live oak | 24-29' | - | Yes | 25% | 24 | 4 | 21 | No | Yes | Prune | 18 | No | Yes | Prune |
| MP-296-E | Coast live oak | 24-29' | - | Yes | 25% | 24 | 4 | 21 | No | Yes | Prune | 18 | No | Yes | Prune |
| MP-297-E | Coast live oak | 19-24' | - | Yes | Yes | 21 | 4 | 21 | 50% | No | 50% Remove | 18 | No | Yes | Prune |
| MP-298-E | Coast live oak | 19-24' | - | Yes | Yes | 21 | 4 | 21 | 50% | No | 50% Remove | 18 | No | Yes | Prune |
| MP-299-E | Coast live oak | 24-29' | - | Yes | 25% | 24 | 4 | 21 | No | Yes | Prune | 18 | No | Yes | Prune |
| MP-300-E | Coast live oak | 19-24' | - | Yes | Yes | 21 | 4 | 21 | 50% | No | 50% Remove | 18 | No | Yes | Prune |
| MP-301-E | Coast live oak | 24-29' | - | Yes | 25% | 24 | 4 | 21 | No | Yes | Prune | 18 | No | Yes | Prune |
| MP-302-E | Coast live oak | - | 19-24' | Yes | No | 29 | 21 | 21 | No | 50% | 50% Prune | 18 | No | No | No Impact |
| MP-303-E | Holly oak | 24-29' | - | Yes | 25% | 24 | 4 | 21 | No | Yes | Prune | 18 | No | Yes | Prune |
| MP-304-E | Coast live oak | 24-29' | - | Yes | 25% | 24 | 4 | 21 | No | Yes | Prune | 18 | No | Yes | Prune |
| MP-305-E | Coast live oak | 24-29' | - | Yes | 25% | 24 | 4 | 21 | No | Yes | Prune | 18 | No | Yes | Prune |
| MP-306-E | Coast live oak | 24-29' | - | Yes | 25% | 24 | 4 | 21 | No | Yes | Prune | 18 | No | Yes | Prune |
| MP-307-E | Coast live oak | 24-29' | - | Yes | 25% | 24 | 4 | 21 | No | Yes | Prune | 18 | No | Yes | Prune |
| MP-308-E | Holly oak | - | 19-24' | Yes | No | 29 | 21 | 21 | No | 50% | 50% Prune | 18 | No | No | No Impact |
| MP-309-E | Coast live oak | 19-24' | - | Yes | Yes | 21 | 4 | 21 | 50% | No | 50% Remove | 18 | No | Yes | Prune |
| MP-310-E | Coast live oak | 19-24' | - | Yes | Yes | 21 | 4 | 21 | 50% | No | 50% Remove | 18 | No | Yes | Prune |
| MP-311-E | Coast live oak | 19-24' | - | Yes | Yes | 21 | 4 | 21 | 50% | No | 50% Remove | 18 | No | Yes | Prune |
| MP-312-E | Coast live oak | 24-29' | - | Yes | 25% | 24 | 4 | 21 | No | Yes | Prune | 18 | No | Yes | Prune |
| MP-313-E | Coast live oak | 24-29' | - | Yes | 25% | 24 | 4 | 21 | No | Yes | Prune | 18 | No | Yes | Prune |
| MP-314-E | Coast live oak | 24-29' | - | Yes | 25% | 24 | 4 | 21 | No | Yes | Prune | 18 | No | Yes | Prune |
| MP-315-E | Coast live oak | - | 24-29' | No | No | 29 | 24 | 21 | No | No | No Impact | 18 | No | No | No Impact |
| MP-316-E | Coast live oak | - | 24-29' | No | No | 29 | 24 | 21 | No | No | No Impact | 18 | No | No | No Impact |
| MP-317-E | Coast live oak | 24-29' | - | Yes | 25% | 24 | 4 | 21 | No | Yes | Prune | 18 | No | Yes | Prune |
| MP-318-E | Holly oak | 24-29' | - | Yes | 25% | 24 | 4 | 21 | No | Yes | Prune | 18 | No | Yes | Prune |
| MP-319-E | Coast live oak | 24-29' | - | Yes | 25% | 24 | 4 | 21 | No | Yes | Prune | 18 | No | Yes | Prune |
| MP-320-E | Coast live oak | 24-29' | - | Yes | 25% | 24 | 4 | 21 | No | Yes | Prune | 18 | No | Yes | Prune |
| MP-321-E | Holly oak | 24-29' | - | Yes | 25% | 24 | 4 | 21 | No | Yes | Prune | 18 | No | Yes | Prune |
| MP-322-E | California bay | 19-24' | - | Yes | Yes | 21 | 4 | 21 | 50% | No | 50% Remove | 18 | No | Yes | Prune |
| MP-323-E | Blackwood acacia | - | 19-24' | Yes | No | 29 | 21 | 21 | No | 50% | 50% Prune | 18 | No | No | No Impact |
| MP-324-E | Coast live oak | - | 24-29' | No | No | 29 | 24 | 21 | No | No | No Impact | 18 | No | No | No Impact |
| MP-325-E | Chinese pistache | - | 24-29' | No | No | 29 | 24 | 21 | No | No | No Impact | 18 | No | No | No Impact |
| MP-326-E | Coast live oak | - | 19-24' | Yes | No | 29 | 21 | 21 | No | 50% | 50% Prune | 18 | No | No | No Impact |
| MP-327-E | Holly oak | - | 19-24' | Yes | No | 29 | 21 | 21 | No | 50% | 50% Prune | 18 | No | No | No Impact |
| MP-328-E | Coast live oak | - | 19-24' | Yes | No | 29 | 21 | 21 | No | 50% | 50% Prune | 18 | No | No | No Impact |
| MP-329-E | Coast live oak | - | 19-24' | Yes | No | 29 | 21 | 21 | No | 50% | 50% Prune | 18 | No | No | No Impact |
| MP-330-E | Coast live oak | - | 24-29' | No | No | 29 | 24 | 21 | No | No | No Impact | 18 | No | No | No Impact |
| MP-331-E | Coast live oak | - | 14-18' | Yes | No | 29 | 16 | 21 | No | Yes | Prune | 18 | No | 25% | 25% Prune |
| MP-332-E | Coast live oak | - | 14-18' | Yes | No | 29 | 16 | 21 | No | Yes | Prune | 18 | No | 25% | 25% Prune |
| MP-333-E | Coast live oak | - | 09-13' | Yes | No | 29 | 9 | 21 | No | Yes | Prune | 18 | No | Yes | Prune |
| MP-334-E | Coast live oak | - | 14-18' | Yes | No | 29 | 16 | 21 | No | Yes | Prune | 18 | No | 25% | 25% Prune |
| MP-335-E | Coast live oak | - | 19-24' | Yes | No | 29 | 21 | 21 | No | 50% | 50% Prune | 18 | No | No | No Impact |
| MP-336-E | Coast live oak | - | 24-29' | No | No | 29 | 24 | 21 | No | No | No Impact | 18 | No | No | No Impact |
| MP-337-E | Coast live oak | - | 24-29' | No | No | 29 | 24 | 21 | No | No | No Impact | 18 | No | No | No Impact |
| MP-338-E | Coast live oak | - | 24-29' | No | No | 29 | 24 | 21 | No | No | No Impact | 18 | No | No | No Impact |
| MP-339-E | Coast live oak | - | 24-29' | No | No | 29 | 24 | 21 | No | No | No Impact | 18 | No | No | No Impact |
| MP-340-E | Coast live oak | - | 14-18' | Yes | No | 29 | 16 | 21 | No | Yes | Prune | 18 | No | 25% | 25% Prune |
| MP-341-E | Coast live oak | - | 19-24' | Yes | No | 29 | 21 | 21 | No | 50% | 50% Prune | 18 | No | No | No Impact |
| MP-342-E | Coast live oak | - | 24-29' | No | No | 29 | 24 | 21 | No | No | No Impact | 18 | No | No | No Impact |
| MP-343-E | Chinese pistache | - | 24-29' | No | No | 29 | 24 | 21 | No | No | No Impact | 18 | No | No | No Impact |
| MP-344-E | Coast live oak | 24-29' | - | Yes | 25% | 24 | 4 | 21 | No | Yes | Prune | 18 | No | Yes | Prune |
| MP-345-E | Valley oak | - | 24-29' | No | No | 29 | 24 | 21 | No | No | No Impact | 18 | No | No | No Impact |
| MP-346-E | Coast live oak | 24-29' | - | Yes | 25% | 24 | 4 | 21 | No | Yes | Prune | 18 | No | Yes | Prune |
| MP-347-E | Coast live oak | 24-29' | - | Yes | 25% | 24 | 4 | 21 | No | Yes | Prune | 18 | No | Yes | Prune |
| MP-348-E | Coast live oak | 19-24' | - | Yes | Yes | 21 | 4 | 21 | 50% | No | 50% Remove | 18 | No | Yes | Prune |

Tree Inventory Analysis with Revised ESZ Estimates for FEIR and Mitigation Test Areas

| Tree ID | Common Name | Trunk to Rail | Canopy to Rail | DEIR Impact | DEIR Remove | Min. Distance T:R | Min. Dist. C:R | FEIR ESZ | FEIR Removal | FEIR Prune | FEIR Cat | Mitigated ESZ | Mitigated Removal | Mitigated Prune | Mitigated Cat |
|----------|-------------------------|---------------|----------------|-------------|-------------|-------------------|----------------|----------|--------------|------------|------------|---------------|-------------------|-----------------|---------------|
| MP-349-E | Coast live oak | 24-29' | - | Yes | 25% | 24 | 4 | 21 | No | Yes | Prune | 18 | No | Yes | Prune |
| MP-350-E | Coast live oak | 24-29' | - | Yes | 25% | 24 | 4 | 21 | No | Yes | Prune | 18 | No | Yes | Prune |
| MP-351-E | Coast live oak | 24-29' | - | Yes | 25% | 24 | 4 | 21 | No | Yes | Prune | 18 | No | Yes | Prune |
| MP-352-E | Coast live oak | 24-29' | - | Yes | 25% | 24 | 4 | 21 | No | Yes | Prune | 18 | No | Yes | Prune |
| MP-353-E | Coast live oak | 24-29' | - | Yes | 25% | 24 | 4 | 21 | No | Yes | Prune | 18 | No | Yes | Prune |
| MP-354-E | Coast live oak | 24-29' | - | Yes | 25% | 24 | 4 | 21 | No | Yes | Prune | 18 | No | Yes | Prune |
| MP-355-E | Tree of heaven | - | 24-29' | No | No | 29 | 24 | 21 | No | No | No Impact | 18 | No | No | No Impact |
| MP-356-E | Coast live oak | - | 24-29' | No | No | 29 | 24 | 21 | No | No | No Impact | 18 | No | No | No Impact |
| MP-357-E | Chinese pistache | - | 24-29' | No | No | 29 | 24 | 21 | No | No | No Impact | 18 | No | No | No Impact |
| MP-358-E | Willow | - | 19-24' | Yes | No | 29 | 21 | 21 | No | 50% | 50% Prune | 18 | No | No | No Impact |
| MP-359-E | Coast live oak | 24-29' | - | Yes | 25% | 24 | 4 | 21 | No | Yes | Prune | 18 | No | Yes | Prune |
| MP-360-E | Coast live oak | - | 19-24' | Yes | No | 29 | 21 | 21 | No | 50% | 50% Prune | 18 | No | No | No Impact |
| MP-361-E | Coast live oak | 24-29' | - | Yes | 25% | 24 | 4 | 21 | No | Yes | Prune | 18 | No | Yes | Prune |
| MP-362-E | Coast live oak | 24-29' | - | Yes | 25% | 24 | 4 | 21 | No | Yes | Prune | 18 | No | Yes | Prune |
| MP-363-E | Coast live oak | - | 14-18' | Yes | No | 29 | 16 | 21 | No | Yes | Prune | 18 | No | 25% | 25% Prune |
| MP-364-E | Blackwood acacia | - | 19-24' | Yes | No | 29 | 21 | 21 | No | 50% | 50% Prune | 18 | No | No | No Impact |
| MP-365-E | Blackwood acacia | 24-29' | - | Yes | 25% | 24 | 4 | 21 | No | Yes | Prune | 18 | No | Yes | Prune |
| MP-366-E | Coast live oak | - | 24-29' | No | No | 29 | 24 | 21 | No | No | No Impact | 18 | No | No | No Impact |
| MP-367-E | Coast live oak | 24-29' | - | Yes | 25% | 24 | 4 | 21 | No | Yes | Prune | 18 | No | Yes | Prune |
| MP-368-E | Coast live oak | 24-29' | - | Yes | 25% | 24 | 4 | 21 | No | Yes | Prune | 18 | No | Yes | Prune |
| MP-369-E | Coast live oak | 24-29' | - | Yes | 25% | 24 | 4 | 21 | No | Yes | Prune | 18 | No | Yes | Prune |
| MP-370-E | Coast live oak | 24-29' | - | Yes | 25% | 24 | 4 | 21 | No | Yes | Prune | 18 | No | Yes | Prune |
| MP-371-E | Coast live oak | 24-29' | - | Yes | 25% | 24 | 4 | 21 | No | Yes | Prune | 18 | No | Yes | Prune |
| MP-372-E | Coast live oak | 24-29' | - | Yes | 25% | 24 | 4 | 21 | No | Yes | Prune | 18 | No | Yes | Prune |
| MP-373-E | Coast live oak | 24-29' | - | Yes | 25% | 24 | 4 | 21 | No | Yes | Prune | 18 | No | Yes | Prune |
| MP-374-E | Coast live oak | 24-29' | - | Yes | 25% | 24 | 4 | 21 | No | Yes | Prune | 18 | No | Yes | Prune |
| MP-375-E | Coast live oak | 19-24' | - | Yes | Yes | 21 | 4 | 21 | 50% | No | 50% Remove | 18 | No | Yes | Prune |
| MP-376-E | California bay | 24-29' | - | Yes | 25% | 24 | 4 | 21 | No | Yes | Prune | 18 | No | Yes | Prune |
| MP-377-E | Coast live oak | 19-24' | - | Yes | Yes | 21 | 4 | 21 | 50% | No | 50% Remove | 18 | No | Yes | Prune |
| MP-378-E | Coast live oak | 24-29' | - | Yes | 25% | 24 | 4 | 21 | No | Yes | Prune | 18 | No | Yes | Prune |
| MP-379-E | Coast live oak | 24-29' | - | Yes | 25% | 24 | 4 | 21 | No | Yes | Prune | 18 | No | Yes | Prune |
| MP-380-E | Coast live oak | 19-24' | - | Yes | Yes | 21 | 4 | 21 | 50% | No | 50% Remove | 18 | No | Yes | Prune |
| MP-381-E | Coast live oak | 24-29' | - | Yes | 25% | 24 | 4 | 21 | No | Yes | Prune | 18 | No | Yes | Prune |
| MP-382-E | Coast live oak | 24-29' | - | Yes | 25% | 24 | 4 | 21 | No | Yes | Prune | 18 | No | Yes | Prune |
| MP-383-E | Coast live oak | 19-24' | - | Yes | Yes | 21 | 4 | 21 | 50% | No | 50% Remove | 18 | No | Yes | Prune |
| MP-384-E | California black walnut | 24-29' | - | Yes | 25% | 24 | 4 | 21 | No | Yes | Prune | 18 | No | Yes | Prune |
| MP-385-E | Coast live oak | 14-18' | - | Yes | Yes | 16 | 4 | 21 | Yes | No | Remove | 18 | 25% | No | 25% Remove |
| MP-386-E | Coast live oak | 24-29' | - | Yes | 25% | 24 | 4 | 21 | No | Yes | Prune | 18 | No | Yes | Prune |
| MP-387-E | Coast live oak | 19-24' | - | Yes | Yes | 21 | 4 | 21 | 50% | No | 50% Remove | 18 | No | Yes | Prune |
| MP-388-E | Coast live oak | 19-24' | - | Yes | Yes | 21 | 4 | 21 | 50% | No | 50% Remove | 18 | No | Yes | Prune |
| MP-389-E | English walnut | 19-24' | - | Yes | Yes | 21 | 4 | 21 | 50% | No | 50% Remove | 18 | No | Yes | Prune |
| MP-390-E | Coast live oak | 19-24' | - | Yes | Yes | 21 | 4 | 21 | 50% | No | 50% Remove | 18 | No | Yes | Prune |
| MP-391-E | Coast live oak | 19-24' | - | Yes | Yes | 21 | 4 | 21 | 50% | No | 50% Remove | 18 | No | Yes | Prune |
| MP-392-E | Coast live oak | - | 14-18' | Yes | No | 29 | 16 | 21 | No | Yes | Prune | 18 | No | 25% | 25% Prune |
| MP-393-E | Plum | 24-29' | - | Yes | 25% | 24 | 4 | 21 | No | Yes | Prune | 18 | No | Yes | Prune |
| MP-394-E | Coast live oak | 24-29' | - | Yes | 25% | 24 | 4 | 21 | No | Yes | Prune | 18 | No | Yes | Prune |
| MP-395-E | English walnut | 24-29' | - | Yes | 25% | 24 | 4 | 21 | No | Yes | Prune | 18 | No | Yes | Prune |
| MP-396-E | Coast live oak | 19-24' | - | Yes | Yes | 21 | 4 | 21 | 50% | No | 50% Remove | 18 | No | Yes | Prune |
| MP-397-E | Coast live oak | 19-24' | - | Yes | Yes | 21 | 4 | 21 | 50% | No | 50% Remove | 18 | No | Yes | Prune |
| MP-398-E | English walnut | 24-29' | - | Yes | 25% | 24 | 4 | 21 | No | Yes | Prune | 18 | No | Yes | Prune |
| MP-399-E | Coast live oak | 24-29' | - | Yes | 25% | 24 | 4 | 21 | No | Yes | Prune | 18 | No | Yes | Prune |
| MP-400-E | Coast live oak | 24-29' | - | Yes | 25% | 24 | 4 | 21 | No | Yes | Prune | 18 | No | Yes | Prune |
| MP-401-E | Willow | - | 19-24' | Yes | No | 29 | 21 | 21 | No | 50% | 50% Prune | 18 | No | No | No Impact |

Tree Inventory Analysis with Revised ESZ Estimates for FEIR and Mitigation Test Areas

| Tree ID | Common Name | Trunk to Rail | Canopy to Rail | DEIR Impact | DEIR Remove | Min. Distance T:R | Min. Dist. C:R | FEIR ESZ | FEIR Removal | FEIR Prune | FEIR Cat | Mitigated ESZ | Mitigated Removal | Mitigated Prune | Mitigated Cat |
|---------|-------------------------|---------------|----------------|-------------|-------------|-------------------|----------------|----------|--------------|------------|------------|---------------|-------------------|-----------------|---------------|
| MP-1-W | American elm | - | 19-24' | Yes | No | 29 | 21 | 21 | No | 50% | 50% Prune | 18 | No | No | No Impact |
| MP-2-W | Valley oak | - | 14-18' | Yes | No | 29 | 16 | 21 | No | Yes | Prune | 18 | No | 25% | 25% Prune |
| MP-3-W | Coast Redwood | - | 24-29' | No | No | 29 | 24 | 21 | No | No | No Impact | 18 | No | No | No Impact |
| MP-4-W | Coast Redwood | - | 24-29' | No | No | 29 | 24 | 21 | No | No | No Impact | 18 | No | No | No Impact |
| MP-5-W | Coast Redwood | - | 24-29' | No | No | 29 | 24 | 21 | No | No | No Impact | 18 | No | No | No Impact |
| MP-6-W | Coast Redwood | - | 24-29' | No | No | 29 | 24 | 21 | No | No | No Impact | 18 | No | No | No Impact |
| MP-7-W | Coast Redwood | - | 24-29' | No | No | 29 | 24 | 21 | No | No | No Impact | 18 | No | No | No Impact |
| MP-8-W | Coast Redwood | - | 24-29' | No | No | 29 | 24 | 21 | No | No | No Impact | 18 | No | No | No Impact |
| MP-9-W | Coast Redwood | - | 24-29' | No | No | 29 | 24 | 21 | No | No | No Impact | 18 | No | No | No Impact |
| MP-10-W | Coast Redwood | - | 24-29' | No | No | 29 | 24 | 21 | No | No | No Impact | 18 | No | No | No Impact |
| MP-11-W | Coast Redwood | - | 24-29' | No | No | 29 | 24 | 21 | No | No | No Impact | 18 | No | No | No Impact |
| MP-12-W | Coast Redwood | - | 24-29' | No | No | 29 | 24 | 21 | No | No | No Impact | 18 | No | No | No Impact |
| MP-13-W | American elm | - | 19-24' | Yes | No | 29 | 21 | 21 | No | 50% | 50% Prune | 18 | No | No | No Impact |
| MP-14-W | American elm | - | 09-13' | Yes | No | 29 | 9 | 21 | No | Yes | Prune | 18 | No | Yes | Prune |
| MP-15-W | Valley oak | - | 19-24' | Yes | No | 29 | 21 | 21 | No | 50% | 50% Prune | 18 | No | No | No Impact |
| MP-16-W | Blackwood acacia | - | 19-24' | Yes | No | 29 | 21 | 21 | No | 50% | 50% Prune | 18 | No | No | No Impact |
| MP-17-W | Japanese maple | - | 19-24' | Yes | No | 29 | 21 | 21 | No | 50% | 50% Prune | 18 | No | No | No Impact |
| MP-18-W | California black walnut | - | 19-24' | Yes | No | 29 | 21 | 21 | No | 50% | 50% Prune | 18 | No | No | No Impact |
| MP-19-W | Coast Live Oak | 24-29' | - | Yes | 25% | 24 | 4 | 21 | No | Yes | Prune | 18 | No | Yes | Prune |
| MP-20-W | Coast Live Oak | 24-29' | - | Yes | 25% | 24 | 4 | 21 | No | Yes | Prune | 18 | No | Yes | Prune |
| MP-21-W | Valley oak | - | 24-29' | No | No | 29 | 24 | 21 | No | No | No Impact | 18 | No | No | No Impact |
| MP-22-W | Coast Live Oak | 24-29' | - | Yes | 25% | 24 | 4 | 21 | No | Yes | Prune | 18 | No | Yes | Prune |
| MP-23-W | Coast Live Oak | 24-29' | - | Yes | 25% | 24 | 4 | 21 | No | Yes | Prune | 18 | No | Yes | Prune |
| MP-24-W | American elm | - | 19-24' | Yes | No | 29 | 21 | 21 | No | 50% | 50% Prune | 18 | No | No | No Impact |
| MP-25-W | American elm | - | 14-18' | Yes | No | 29 | 16 | 21 | No | Yes | Prune | 18 | No | 25% | 25% Prune |
| MP-26-W | American elm | - | 14-18' | Yes | No | 29 | 16 | 21 | No | Yes | Prune | 18 | No | 25% | 25% Prune |
| MP-27-W | American elm | - | 14-18' | Yes | No | 29 | 16 | 21 | No | Yes | Prune | 18 | No | 25% | 25% Prune |
| MP-28-W | Coast Live Oak | - | 14-18' | Yes | No | 29 | 16 | 21 | No | Yes | Prune | 18 | No | 25% | 25% Prune |
| MP-29-W | Coast Live Oak | - | 14-18' | Yes | No | 29 | 16 | 21 | No | Yes | Prune | 18 | No | 25% | 25% Prune |
| MP-30-W | Silver dollar gum | - | 14-18' | Yes | No | 29 | 16 | 21 | No | Yes | Prune | 18 | No | 25% | 25% Prune |
| MP-31-W | Coast Live Oak | 24-29' | - | Yes | 25% | 24 | 4 | 21 | No | Yes | Prune | 18 | No | Yes | Prune |
| MP-32-W | Silver dollar gum | - | 24-29' | No | No | 29 | 24 | 21 | No | No | No Impact | 18 | No | No | No Impact |
| MP-33-W | Silver dollar gum | - | 19-24' | Yes | No | 29 | 21 | 21 | No | 50% | 50% Prune | 18 | No | No | No Impact |
| MP-34-W | Silver dollar gum | - | 24-29' | No | No | 29 | 24 | 21 | No | No | No Impact | 18 | No | No | No Impact |
| MP-35-W | Hollywood juniper | - | 19-24' | Yes | No | 29 | 21 | 21 | No | 50% | 50% Prune | 18 | No | No | No Impact |
| MP-36-W | Silver dollar gum | - | 24-29' | No | No | 29 | 24 | 21 | No | No | No Impact | 18 | No | No | No Impact |
| MP-37-W | Coast Live Oak | 19-24' | - | Yes | Yes | 21 | 4 | 21 | 50% | No | 50% Remove | 18 | No | Yes | Prune |
| MP-38-W | Idaho locust | - | 19-24' | Yes | No | 29 | 21 | 21 | No | 50% | 50% Prune | 18 | No | No | No Impact |
| MP-39-W | Silver dollar gum | - | 19-24' | Yes | No | 29 | 21 | 21 | No | 50% | 50% Prune | 18 | No | No | No Impact |
| MP-40-W | Silver dollar gum | - | 19-24' | Yes | No | 29 | 21 | 21 | No | 50% | 50% Prune | 18 | No | No | No Impact |
| MP-41-W | Silver dollar gum | - | 19-24' | Yes | No | 29 | 21 | 21 | No | 50% | 50% Prune | 18 | No | No | No Impact |
| MP-42-W | Silver dollar gum | - | 19-24' | Yes | No | 29 | 21 | 21 | No | 50% | 50% Prune | 18 | No | No | No Impact |
| MP-43-W | Silver dollar gum | - | 19-24' | Yes | No | 29 | 21 | 21 | No | 50% | 50% Prune | 18 | No | No | No Impact |
| MP-44-W | Silver dollar gum | - | 14-18' | Yes | No | 29 | 16 | 21 | No | Yes | Prune | 18 | No | 25% | 25% Prune |
| MP-45-W | Silver dollar gum | - | 14-18' | Yes | No | 29 | 16 | 21 | No | Yes | Prune | 18 | No | 25% | 25% Prune |
| MP-46-W | Coast Live Oak | 24-29' | - | Yes | 25% | 24 | 4 | 21 | No | Yes | Prune | 18 | No | Yes | Prune |
| MP-47-W | Silver dollar gum | - | 24-29' | No | No | 29 | 24 | 21 | No | No | No Impact | 18 | No | No | No Impact |
| MP-48-W | Silver dollar gum | - | 19-24' | Yes | No | 29 | 21 | 21 | No | 50% | 50% Prune | 18 | No | No | No Impact |
| MP-49-W | Silver dollar gum | - | 19-24' | Yes | No | 29 | 21 | 21 | No | 50% | 50% Prune | 18 | No | No | No Impact |
| MP-50-W | Silver dollar gum | - | 24-29' | No | No | 29 | 24 | 21 | No | No | No Impact | 18 | No | No | No Impact |
| MP-51-W | Silver dollar gum | - | 19-24' | Yes | No | 29 | 21 | 21 | No | 50% | 50% Prune | 18 | No | No | No Impact |
| MP-52-W | Silver dollar gum | - | 19-24' | Yes | No | 29 | 21 | 21 | No | 50% | 50% Prune | 18 | No | No | No Impact |
| MP-53-W | Silver dollar gum | - | 14-18' | Yes | No | 29 | 16 | 21 | No | Yes | Prune | 18 | No | 25% | 25% Prune |

Tree Inventory Analysis with Revised ESZ Estimates for FEIR and Mitigation Test Areas

| Tree ID | Common Name | Trunk to Rail | Canopy to Rail | DEIR Impact | DEIR Remove | Min. Distance T:R | Min. Dist. C:R | FEIR ESZ | FEIR Removal | FEIR Prune | FEIR Cat | Mitigated ESZ | Mitigated Removal | Mitigated Prune | Mitigated Cat |
|----------|--------------------|---------------|----------------|-------------|-------------|-------------------|----------------|----------|--------------|------------|------------|---------------|-------------------|-----------------|---------------|
| MP-54-W | Silver dollar gum | - | 24-29' | No | No | 29 | 24 | 21 | No | No | No Impact | 18 | No | No | No Impact |
| MP-55-W | Silver dollar gum | - | 19-24' | Yes | No | 29 | 21 | 21 | No | 50% | 50% Prune | 18 | No | No | No Impact |
| MP-56-W | Silver dollar gum | - | 14-18' | Yes | No | 29 | 16 | 21 | No | Yes | Prune | 18 | No | 25% | 25% Prune |
| MP-57-W | Silver dollar gum | - | 19-24' | Yes | No | 29 | 21 | 21 | No | 50% | 50% Prune | 18 | No | No | No Impact |
| MP-58-W | Coast Live Oak | 24-29' | - | Yes | 25% | 24 | 4 | 21 | No | Yes | Prune | 18 | No | Yes | Prune |
| MP-59-W | Cork screw willow | - | 19-24' | Yes | No | 29 | 21 | 21 | No | 50% | 50% Prune | 18 | No | No | No Impact |
| MP-60-W | Coast Live Oak | 24-29' | - | Yes | 25% | 24 | 4 | 21 | No | Yes | Prune | 18 | No | Yes | Prune |
| MP-61-W | Coast Live Oak | 24-29' | - | Yes | 25% | 24 | 4 | 21 | No | Yes | Prune | 18 | No | Yes | Prune |
| MP-62-W | Coast Live Oak | 24-29' | - | Yes | 25% | 24 | 4 | 21 | No | Yes | Prune | 18 | No | Yes | Prune |
| MP-63-W | Coast Live Oak | - | 04-08' | Yes | No | 29 | 4 | 21 | No | Yes | Prune | 18 | No | Yes | Prune |
| MP-64-W | Portuguese laurel | - | 24-29' | No | No | 29 | 24 | 21 | No | No | No Impact | 18 | No | No | No Impact |
| MP-65-W | Monterey pine | - | 09-13' | Yes | No | 29 | 9 | 21 | No | Yes | Prune | 18 | No | Yes | Prune |
| MP-66-W | Monterey pine | - | 09-13' | Yes | No | 29 | 9 | 21 | No | Yes | Prune | 18 | No | Yes | Prune |
| MP-67-W | Monterey pine | - | 04-08' | Yes | No | 29 | 4 | 21 | No | Yes | Prune | 18 | No | Yes | Prune |
| MP-68-W | Monterey pine | - | 19-24' | Yes | No | 29 | 21 | 21 | No | 50% | 50% Prune | 18 | No | No | No Impact |
| MP-69-W | Monterey pine | - | 19-24' | Yes | No | 29 | 21 | 21 | No | 50% | 50% Prune | 18 | No | No | No Impact |
| MP-70-W | Monterey pine | - | 19-24' | Yes | No | 29 | 21 | 21 | No | 50% | 50% Prune | 18 | No | No | No Impact |
| MP-71-W | Monterey pine | - | 19-24' | Yes | No | 29 | 21 | 21 | No | 50% | 50% Prune | 18 | No | No | No Impact |
| MP-72-W | Coast Live Oak | - | 04-08' | Yes | No | 29 | 4 | 21 | No | Yes | Prune | 18 | No | Yes | Prune |
| MP-73-W | Monterey pine | - | 24-29' | No | No | 29 | 24 | 21 | No | No | No Impact | 18 | No | No | No Impact |
| MP-74-W | Monterey pine | - | 14-18' | Yes | No | 29 | 16 | 21 | No | Yes | Prune | 18 | No | 25% | 25% Prune |
| MP-75-W | Monterey pine | - | 14-18' | Yes | No | 29 | 16 | 21 | No | Yes | Prune | 18 | No | 25% | 25% Prune |
| MP-76-W | Monterey pine | - | 14-18' | Yes | No | 29 | 16 | 21 | No | Yes | Prune | 18 | No | Yes | Prune |
| MP-77-W | Monterey pine | - | 24-29' | No | No | 29 | 24 | 21 | No | No | No Impact | 18 | No | No | No Impact |
| MP-78-W | Coast Live Oak | - | 14-18' | Yes | No | 29 | 16 | 21 | No | Yes | Prune | 18 | No | 25% | 25% Prune |
| MP-79-W | Monterey pine | - | 24-29' | No | No | 29 | 24 | 21 | No | No | No Impact | 18 | No | No | No Impact |
| MP-80-W | Canary Island palm | 24-29' | - | Yes | 25% | 24 | 4 | 21 | No | Yes | Prune | 18 | No | Yes | Prune |
| MP-81-W | Coast Live Oak | 24-29' | - | Yes | 25% | 24 | 4 | 21 | No | Yes | Prune | 18 | No | Yes | Prune |
| MP-82-W | Coast Live Oak | 24-29' | - | Yes | 25% | 24 | 4 | 21 | No | Yes | Prune | 18 | No | Yes | Prune |
| MP-83-W | Coast Live Oak | 24-29' | - | Yes | 25% | 24 | 4 | 21 | No | Yes | Prune | 18 | No | Yes | Prune |
| MP-84-W | Coast Live Oak | 24-29' | - | Yes | 25% | 24 | 4 | 21 | No | Yes | Prune | 18 | No | Yes | Prune |
| MP-85-W | Coast Live Oak | 24-29' | - | Yes | 25% | 24 | 4 | 21 | No | Yes | Prune | 18 | No | Yes | Prune |
| MP-86-W | Tree of Heaven | 24-29' | - | Yes | 25% | 24 | 4 | 21 | No | Yes | Prune | 18 | No | Yes | Prune |
| MP-87-W | Coast Live Oak | - | 19-24' | Yes | No | 29 | 21 | 21 | No | 50% | 50% Prune | 18 | No | No | No Impact |
| MP-88-W | Coast Live Oak | - | 19-24' | Yes | No | 29 | 21 | 21 | No | 50% | 50% Prune | 18 | No | No | No Impact |
| MP-89-W | Coast Live Oak | - | 14-18' | Yes | No | 29 | 16 | 21 | No | Yes | Prune | 18 | No | 25% | 25% Prune |
| MP-90-W | Coast Live Oak | - | 24-29' | No | No | 29 | 24 | 21 | No | No | No Impact | 18 | No | No | No Impact |
| MP-91-W | Coast Live Oak | - | 24-29' | No | No | 29 | 24 | 21 | No | No | No Impact | 18 | No | No | No Impact |
| MP-92-W | Coast Live Oak | 19-24' | - | Yes | Yes | 21 | 4 | 21 | 50% | No | 50% Remove | 18 | No | Yes | Prune |
| MP-93-W | Tree of Heaven | - | 19-24' | Yes | No | 29 | 21 | 21 | No | 50% | 50% Prune | 18 | No | No | No Impact |
| MP-94-W | Tree of Heaven | - | 19-24' | Yes | No | 29 | 21 | 21 | No | 50% | 50% Prune | 18 | No | No | No Impact |
| MP-95-W | Tree of Heaven | 14-18' | - | Yes | Yes | 16 | 4 | 21 | Yes | No | Remove | 18 | 25% | No | 25% Remove |
| MP-96-W | Valley oak | 19-24' | - | Yes | Yes | 21 | 4 | 21 | 50% | No | 50% Remove | 18 | No | Yes | Prune |
| MP-97-W | Blackwood acacia | 24-29' | - | Yes | 25% | 24 | 4 | 21 | No | Yes | Prune | 18 | No | Yes | Prune |
| MP-98-W | Coast Live Oak | 24-29' | - | Yes | 25% | 24 | 4 | 21 | No | Yes | Prune | 18 | No | Yes | Prune |
| MP-99-W | Valley oak | - | 24-29' | No | No | 29 | 24 | 21 | No | No | No Impact | 18 | No | No | No Impact |
| MP-100-W | Coast Live Oak | 24-29' | - | Yes | 25% | 24 | 4 | 21 | No | Yes | Prune | 18 | No | Yes | Prune |
| MP-101-W | Coast Redwood | 14-18' | - | Yes | Yes | 16 | 4 | 21 | Yes | No | Remove | 18 | 25% | No | 25% Remove |
| MP-102-W | Coast Live Oak | 14-18' | - | Yes | Yes | 16 | 4 | 21 | Yes | No | Remove | 18 | 25% | No | 25% Remove |
| MP-103-W | London Plane | - | 24-29' | No | No | 29 | 24 | 21 | No | No | No Impact | 18 | No | No | No Impact |
| MP-104-W | Callery pear | - | 14-18' | Yes | No | 29 | 16 | 21 | No | Yes | Prune | 18 | No | 25% | 25% Prune |
| MP-105-W | London Plane | 19-24' | - | Yes | Yes | 21 | 4 | 21 | 50% | No | 50% Remove | 18 | No | Yes | Prune |
| MP-106-W | London Plane | 19-24' | - | Yes | Yes | 21 | 4 | 21 | 50% | No | 50% Remove | 18 | No | Yes | Prune |
| MP-107-W | London Plane | 19-24' | - | Yes | Yes | 21 | 4 | 21 | 50% | No | 50% Remove | 18 | No | Yes | Prune |

Tree Inventory Analysis with Revised ESZ Estimates for FEIR and Mitigation Test Areas

| Tree ID | Common Name | Trunk to Rail | Canopy to Rail | DEIR Impact | DEIR Remove | Min. Distance T:R | Min. Dist. C:R | FEIR ESZ | FEIR Removal | FEIR Prune | FEIR Cat | Mitigated ESZ | Mitigated Removal | Mitigated Prune | Mitigated Cat |
|----------|----------------|---------------|----------------|-------------|-------------|-------------------|----------------|----------|--------------|------------|------------|---------------|-------------------|-----------------|---------------|
| MP-108-W | London Plane | 19-24' | - | Yes | Yes | 21 | 4 | 21 | 50% | No | 50% Remove | 18 | No | Yes | Prune |
| MP-109-W | London Plane | 19-24' | - | Yes | Yes | 21 | 4 | 21 | 50% | No | 50% Remove | 18 | No | Yes | Prune |
| MP-110-W | London Plane | 19-24' | - | Yes | Yes | 21 | 4 | 21 | 50% | No | 50% Remove | 18 | No | Yes | Prune |
| MP-111-W | London Plane | 19-24' | - | Yes | Yes | 21 | 4 | 21 | 50% | No | 50% Remove | 18 | No | Yes | Prune |
| MP-112-W | London Plane | 19-24' | - | Yes | Yes | 21 | 4 | 21 | 50% | No | 50% Remove | 18 | No | Yes | Prune |
| MP-113-W | London Plane | 19-24' | - | Yes | Yes | 21 | 4 | 21 | 50% | No | 50% Remove | 18 | No | Yes | Prune |
| MP-114-W | London Plane | 19-24' | - | Yes | Yes | 21 | 4 | 21 | 50% | No | 50% Remove | 18 | No | Yes | Prune |
| MP-115-W | London Plane | 19-24' | - | Yes | Yes | 21 | 4 | 21 | 50% | No | 50% Remove | 18 | No | Yes | Prune |
| MP-116-W | London Plane | 19-24' | - | Yes | Yes | 21 | 4 | 21 | 50% | No | 50% Remove | 18 | No | Yes | Prune |
| MP-117-W | Holly Oak | - | 19-24' | Yes | No | 29 | 21 | 21 | No | 50% | 50% Prune | 18 | No | No | No Impact |
| MP-118-W | Holly Oak | 24-29' | - | Yes | 25% | 24 | 4 | 21 | No | Yes | Prune | 18 | No | Yes | Prune |
| MP-119-W | Aleppo pine | - | 04-08' | Yes | No | 29 | 4 | 21 | No | Yes | Prune | 18 | No | Yes | Prune |
| MP-120-W | Coast live oak | 24-29' | - | Yes | 25% | 24 | 4 | 21 | No | Yes | Prune | 18 | No | Yes | Prune |
| MP-121-W | Coast live oak | 24-29' | - | Yes | 25% | 24 | 4 | 21 | No | Yes | Prune | 18 | No | Yes | Prune |
| MP-122-W | Coast live oak | 24-29' | - | Yes | 25% | 24 | 4 | 21 | No | Yes | Prune | 18 | No | Yes | Prune |
| MP-123-W | London plane | 24-29' | - | Yes | 25% | 24 | 4 | 21 | No | Yes | Prune | 18 | No | Yes | Prune |
| MP-124-W | Coast live oak | 24-29' | - | Yes | 25% | 24 | 4 | 21 | No | Yes | Prune | 18 | No | Yes | Prune |
| MP-125-W | London plane | 24-29' | - | Yes | 25% | 24 | 4 | 21 | No | Yes | Prune | 18 | No | Yes | Prune |
| MP-126-W | London plane | 24-29' | - | Yes | 25% | 24 | 4 | 21 | No | Yes | Prune | 18 | No | Yes | Prune |
| MP-127-W | Coast redwood | 24-29' | - | Yes | 25% | 24 | 4 | 21 | No | Yes | Prune | 18 | No | Yes | Prune |
| MP-128-W | Coast redwood | 24-29' | - | Yes | 25% | 24 | 4 | 21 | No | Yes | Prune | 18 | No | Yes | Prune |
| MP-129-W | Coast redwood | 24-29' | - | Yes | 25% | 24 | 4 | 21 | No | Yes | Prune | 18 | No | Yes | Prune |
| MP-130-W | Coast redwood | 24-29' | - | Yes | 25% | 24 | 4 | 21 | No | Yes | Prune | 18 | No | Yes | Prune |
| MP-131-W | Coast redwood | 24-29' | - | Yes | 25% | 24 | 4 | 21 | No | Yes | Prune | 18 | No | Yes | Prune |
| MP-132-W | Tree of heaven | 24-29' | - | Yes | 25% | 24 | 4 | 21 | No | Yes | Prune | 18 | No | Yes | Prune |
| MP-133-W | London plane | - | 14-18' | Yes | No | 29 | 16 | 21 | No | Yes | Prune | 18 | No | 25% | 25% Prune |
| MP-134-W | London plane | - | 14-18' | Yes | No | 29 | 16 | 21 | No | Yes | Prune | 18 | No | 25% | 25% Prune |
| MP-135-W | London plane | - | 19-24' | Yes | No | 29 | 21 | 21 | No | 50% | 50% Prune | 18 | No | No | No Impact |
| MP-136-W | Tree of heaven | 24-29' | - | Yes | 25% | 24 | 4 | 21 | No | Yes | Prune | 18 | No | Yes | Prune |
| MP-137-W | London plane | - | 19-24' | Yes | No | 29 | 21 | 21 | No | 50% | 50% Prune | 18 | No | No | No Impact |
| MP-138-W | London plane | - | 24-29' | No | No | 29 | 24 | 21 | No | No | No Impact | 18 | No | No | No Impact |
| MP-139-W | London plane | 24-29' | - | Yes | 25% | 24 | 4 | 21 | No | Yes | Prune | 18 | No | Yes | Prune |
| MP-140-W | Coast live oak | 24-29' | - | Yes | 25% | 24 | 4 | 21 | No | Yes | Prune | 18 | No | Yes | Prune |
| MP-141-W | London plane | 24-29' | - | Yes | 25% | 24 | 4 | 21 | No | Yes | Prune | 18 | No | Yes | Prune |
| MP-142-W | Coast redwood | 24-29' | - | Yes | 25% | 24 | 4 | 21 | No | Yes | Prune | 18 | No | Yes | Prune |
| MP-143-W | Coast redwood | 24-29' | - | Yes | 25% | 24 | 4 | 21 | No | Yes | Prune | 18 | No | Yes | Prune |
| MP-144-W | Coast redwood | 24-29' | - | Yes | 25% | 24 | 4 | 21 | No | Yes | Prune | 18 | No | Yes | Prune |
| MP-145-W | Coast redwood | 24-29' | - | Yes | 25% | 24 | 4 | 21 | No | Yes | Prune | 18 | No | Yes | Prune |
| MP-146-W | Coast redwood | 24-29' | - | Yes | 25% | 24 | 4 | 21 | No | Yes | Prune | 18 | No | Yes | Prune |
| MP-147-W | London plane | 24-29' | - | Yes | 25% | 24 | 4 | 21 | No | Yes | Prune | 18 | No | Yes | Prune |
| MP-148-W | London plane | - | 24-29' | No | No | 29 | 24 | 21 | No | No | No Impact | 18 | No | No | No Impact |
| MP-149-W | London plane | - | 24-29' | No | No | 29 | 24 | 21 | No | No | No Impact | 18 | No | No | No Impact |
| MP-150-W | London plane | - | 24-29' | No | No | 29 | 24 | 21 | No | No | No Impact | 18 | No | No | No Impact |
| MP-151-W | London plane | - | 24-29' | No | No | 29 | 24 | 21 | No | No | No Impact | 18 | No | No | No Impact |
| MP-152-W | Coast live oak | 24-29' | - | Yes | 25% | 24 | 4 | 21 | No | Yes | Prune | 18 | No | Yes | Prune |
| MP-153-W | Coast redwood | 24-29' | - | Yes | 25% | 24 | 4 | 21 | No | Yes | Prune | 18 | No | Yes | Prune |
| MP-154-W | Coast redwood | 24-29' | - | Yes | 25% | 24 | 4 | 21 | No | Yes | Prune | 18 | No | Yes | Prune |
| MP-155-W | Coast redwood | 24-29' | - | Yes | 25% | 24 | 4 | 21 | No | Yes | Prune | 18 | No | Yes | Prune |
| MP-156-W | Coast redwood | 24-29' | - | Yes | 25% | 24 | 4 | 21 | No | Yes | Prune | 18 | No | Yes | Prune |
| MP-157-W | London plane | 24-29' | - | Yes | 25% | 24 | 4 | 21 | No | Yes | Prune | 18 | No | Yes | Prune |
| MP-158-W | Coast live oak | 24-29' | - | Yes | 25% | 24 | 4 | 21 | No | Yes | Prune | 18 | No | Yes | Prune |
| MP-159-W | Coast live oak | 24-29' | - | Yes | 25% | 24 | 4 | 21 | No | Yes | Prune | 18 | No | Yes | Prune |
| MP-160-W | Evergreen pear | - | 24-29' | No | No | 29 | 24 | 21 | No | No | No Impact | 18 | No | No | No Impact |
| MP-161-W | Coast redwood | 24-29' | - | Yes | 25% | 24 | 4 | 21 | No | Yes | Prune | 18 | No | Yes | Prune |

Tree Inventory Analysis with Revised ESZ Estimates for FEIR and Mitigation Test Areas

| Tree ID | Common Name | Trunk to Rail | Canopy to Rail | DEIR Impact | DEIR Remove | Min. Distance T:R | Min. Dist. C:R | FEIR ESZ | FEIR Removal | FEIR Prune | FEIR Cat | Mitigated ESZ | Mitigated Removal | Mitigated Prune | Mitigated Cat |
|----------|--------------------|---------------|----------------|-------------|-------------|-------------------|----------------|----------|--------------|------------|-----------|---------------|-------------------|-----------------|---------------|
| MP-162-W | Coast redwood | 24-29' | - | Yes | 25% | 24 | 4 | 21 | No | Yes | Prune | 18 | No | Yes | Prune |
| MP-163-W | Coast redwood | 24-29' | - | Yes | 25% | 24 | 4 | 21 | No | Yes | Prune | 18 | No | Yes | Prune |
| MP-164-W | Coast redwood | 24-29' | - | Yes | 25% | 24 | 4 | 21 | No | Yes | Prune | 18 | No | Yes | Prune |
| MP-165-W | Coast redwood | 24-29' | - | Yes | 25% | 24 | 4 | 21 | No | Yes | Prune | 18 | No | Yes | Prune |
| MP-166-W | Evergreen pear | - | 24-29' | No | No | 29 | 24 | 21 | No | No | No Impact | 18 | No | No | No Impact |
| MP-167-W | Italian stone pine | 24-29' | - | Yes | 25% | 24 | 4 | 21 | No | Yes | Prune | 18 | No | Yes | Prune |
| MP-168-W | Coast live oak | 24-29' | - | Yes | 25% | 24 | 4 | 21 | No | Yes | Prune | 18 | No | Yes | Prune |
| MP-169-W | Coast redwood | 24-29' | - | Yes | 25% | 24 | 4 | 21 | No | Yes | Prune | 18 | No | Yes | Prune |
| MP-170-W | Coast redwood | 24-29' | - | Yes | 25% | 24 | 4 | 21 | No | Yes | Prune | 18 | No | Yes | Prune |
| MP-171-W | Coast redwood | 24-29' | - | Yes | 25% | 24 | 4 | 21 | No | Yes | Prune | 18 | No | Yes | Prune |
| MP-172-W | Italian stone pine | 24-29' | - | Yes | 25% | 24 | 4 | 21 | No | Yes | Prune | 18 | No | Yes | Prune |
| MP-173-W | Italian stone pine | 24-29' | - | Yes | 25% | 24 | 4 | 21 | No | Yes | Prune | 18 | No | Yes | Prune |
| MP-174-W | Coast redwood | 24-29' | - | Yes | 25% | 24 | 4 | 21 | No | Yes | Prune | 18 | No | Yes | Prune |
| MP-175-W | Coast redwood | 24-29' | - | Yes | 25% | 24 | 4 | 21 | No | Yes | Prune | 18 | No | Yes | Prune |
| MP-176-W | Coast redwood | 24-29' | - | Yes | 25% | 24 | 4 | 21 | No | Yes | Prune | 18 | No | Yes | Prune |
| MP-177-W | Coast redwood | 24-29' | - | Yes | 25% | 24 | 4 | 21 | No | Yes | Prune | 18 | No | Yes | Prune |
| MP-178-W | Coast redwood | 24-29' | - | Yes | 25% | 24 | 4 | 21 | No | Yes | Prune | 18 | No | Yes | Prune |
| MP-179-W | Coast redwood | 24-29' | - | Yes | 25% | 24 | 4 | 21 | No | Yes | Prune | 18 | No | Yes | Prune |
| MP-180-W | Coast redwood | 24-29' | - | Yes | 25% | 24 | 4 | 21 | No | Yes | Prune | 18 | No | Yes | Prune |
| MP-181-W | Coast live oak | 24-29' | - | Yes | 25% | 24 | 4 | 21 | No | Yes | Prune | 18 | No | Yes | Prune |
| MP-182-W | London plane | - | 19-24' | Yes | No | 29 | 21 | 21 | No | 50% | 50% Prune | 18 | No | No | No Impact |
| MP-183-W | Coast live oak | 24-29' | - | Yes | 25% | 24 | 4 | 21 | No | Yes | Prune | 18 | No | Yes | Prune |
| MP-184-W | London plane | 24-29' | - | Yes | 25% | 24 | 4 | 21 | No | Yes | Prune | 18 | No | Yes | Prune |
| MP-185-W | London plane | 24-29' | - | Yes | 25% | 24 | 4 | 21 | No | Yes | Prune | 18 | No | Yes | Prune |
| MP-186-W | Coast live oak | 24-29' | - | Yes | 25% | 24 | 4 | 21 | No | Yes | Prune | 18 | No | Yes | Prune |
| MP-187-W | Coast live oak | 24-29' | - | Yes | 25% | 24 | 4 | 21 | No | Yes | Prune | 18 | No | Yes | Prune |
| MP-188-W | Coast redwood | 24-29' | - | Yes | 25% | 24 | 4 | 21 | No | Yes | Prune | 18 | No | Yes | Prune |
| MP-189-W | Coast redwood | 24-29' | - | Yes | 25% | 24 | 4 | 21 | No | Yes | Prune | 18 | No | Yes | Prune |
| MP-190-W | Coast redwood | 24-29' | - | Yes | 25% | 24 | 4 | 21 | No | Yes | Prune | 18 | No | Yes | Prune |
| MP-191-W | Coast live oak | 24-29' | - | Yes | 25% | 24 | 4 | 21 | No | Yes | Prune | 18 | No | Yes | Prune |
| MP-192-W | London plane | 24-29' | - | Yes | 25% | 24 | 4 | 21 | No | Yes | Prune | 18 | No | Yes | Prune |
| MP-193-W | Coast live oak | 24-29' | - | Yes | 25% | 24 | 4 | 21 | No | Yes | Prune | 18 | No | Yes | Prune |
| MP-194-W | Coast live oak | 24-29' | - | Yes | 25% | 24 | 4 | 21 | No | Yes | Prune | 18 | No | Yes | Prune |
| MP-195-W | London plane | 24-29' | - | Yes | 25% | 24 | 4 | 21 | No | Yes | Prune | 18 | No | Yes | Prune |
| MP-196-W | London plane | 24-29' | - | Yes | 25% | 24 | 4 | 21 | No | Yes | Prune | 18 | No | Yes | Prune |
| MP-197-W | London plane | 24-29' | - | Yes | 25% | 24 | 4 | 21 | No | Yes | Prune | 18 | No | Yes | Prune |
| MP-198-W | Coast redwood | 24-29' | - | Yes | 25% | 24 | 4 | 21 | No | Yes | Prune | 18 | No | Yes | Prune |
| MP-199-W | Coast redwood | 24-29' | - | Yes | 25% | 24 | 4 | 21 | No | Yes | Prune | 18 | No | Yes | Prune |
| MP-200-W | Coast redwood | 24-29' | - | Yes | 25% | 24 | 4 | 21 | No | Yes | Prune | 18 | No | Yes | Prune |
| MP-201-W | Coast live oak | 24-29' | - | Yes | 25% | 24 | 4 | 21 | No | Yes | Prune | 18 | No | Yes | Prune |
| MP-202-W | Coast live oak | 24-29' | - | Yes | 25% | 24 | 4 | 21 | No | Yes | Prune | 18 | No | Yes | Prune |
| MP-203-W | London plane | 24-29' | - | Yes | 25% | 24 | 4 | 21 | No | Yes | Prune | 18 | No | Yes | Prune |
| MP-204-W | London plane | 24-29' | - | Yes | 25% | 24 | 4 | 21 | No | Yes | Prune | 18 | No | Yes | Prune |
| MP-205-W | London plane | 24-29' | - | Yes | 25% | 24 | 4 | 21 | No | Yes | Prune | 18 | No | Yes | Prune |
| MP-206-W | Coast redwood | 24-29' | - | Yes | 25% | 24 | 4 | 21 | No | Yes | Prune | 18 | No | Yes | Prune |
| MP-207-W | Coast redwood | 24-29' | - | Yes | 25% | 24 | 4 | 21 | No | Yes | Prune | 18 | No | Yes | Prune |
| MP-208-W | London plane | 24-29' | - | Yes | 25% | 24 | 4 | 21 | No | Yes | Prune | 18 | No | Yes | Prune |
| MP-209-W | Coast live oak | 24-29' | - | Yes | 25% | 24 | 4 | 21 | No | Yes | Prune | 18 | No | Yes | Prune |
| MP-210-W | London plane | - | 19-24' | Yes | No | 29 | 21 | 21 | No | 50% | 50% Prune | 18 | No | No | No Impact |
| MP-211-W | Coast live oak | 24-29' | - | Yes | 25% | 24 | 4 | 21 | No | Yes | Prune | 18 | No | Yes | Prune |
| MP-212-W | Coast live oak | 24-29' | - | Yes | 25% | 24 | 4 | 21 | No | Yes | Prune | 18 | No | Yes | Prune |
| MP-213-W | Coast live oak | 24-29' | - | Yes | 25% | 24 | 4 | 21 | No | Yes | Prune | 18 | No | Yes | Prune |
| MP-214-W | Coast live oak | 24-29' | - | Yes | 25% | 24 | 4 | 21 | No | Yes | Prune | 18 | No | Yes | Prune |
| MP-215-W | Coast live oak | 24-29' | - | Yes | 25% | 24 | 4 | 21 | No | Yes | Prune | 18 | No | Yes | Prune |

Tree Inventory Analysis with Revised ESZ Estimates for FEIR and Mitigation Test Areas

| Tree ID | Common Name | Trunk to Rail | Canopy to Rail | DEIR Impact | DEIR Remove | Min. Distance T:R | Min. Dist. C:R | FEIR ESZ | FEIR Removal | FEIR Prune | FEIR Cat | Mitigated ESZ | Mitigated Removal | Mitigated Prune | Mitigated Cat |
|----------|----------------|---------------|----------------|-------------|-------------|-------------------|----------------|----------|--------------|------------|------------|---------------|-------------------|-----------------|---------------|
| MP-216-W | Coast live oak | 24-29' | - | Yes | 25% | 24 | 4 | 21 | No | Yes | Prune | 18 | No | Yes | Prune |
| MP-217-W | Coast live oak | 24-29' | - | Yes | 25% | 24 | 4 | 21 | No | Yes | Prune | 18 | No | Yes | Prune |
| MP-218-W | Coast live oak | 24-29' | - | Yes | 25% | 24 | 4 | 21 | No | Yes | Prune | 18 | No | Yes | Prune |
| MP-219-W | Coast live oak | 24-29' | - | Yes | 25% | 24 | 4 | 21 | No | Yes | Prune | 18 | No | Yes | Prune |
| MP-220-W | Coast live oak | 24-29' | - | Yes | 25% | 24 | 4 | 21 | No | Yes | Prune | 18 | No | Yes | Prune |
| MP-221-W | Coast live oak | 24-29' | - | Yes | 25% | 24 | 4 | 21 | No | Yes | Prune | 18 | No | Yes | Prune |
| MP-222-W | Coast live oak | 24-29' | - | Yes | 25% | 24 | 4 | 21 | No | Yes | Prune | 18 | No | Yes | Prune |
| MP-223-W | Coast live oak | 24-29' | - | Yes | 25% | 24 | 4 | 21 | No | Yes | Prune | 18 | No | Yes | Prune |
| MP-224-W | Coast live oak | 24-29' | - | Yes | 25% | 24 | 4 | 21 | No | Yes | Prune | 18 | No | Yes | Prune |
| MP-225-W | Coast live oak | 24-29' | - | Yes | 25% | 24 | 4 | 21 | No | Yes | Prune | 18 | No | Yes | Prune |
| MP-226-W | Coast live oak | 24-29' | - | Yes | 25% | 24 | 4 | 21 | No | Yes | Prune | 18 | No | Yes | Prune |
| MP-227-W | Coast live oak | 24-29' | - | Yes | 25% | 24 | 4 | 21 | No | Yes | Prune | 18 | No | Yes | Prune |
| MP-228-W | Coast live oak | 24-29' | - | Yes | 25% | 24 | 4 | 21 | No | Yes | Prune | 18 | No | Yes | Prune |
| MP-229-W | Coast live oak | 24-29' | - | Yes | 25% | 24 | 4 | 21 | No | Yes | Prune | 18 | No | Yes | Prune |
| MP-230-W | Coast live oak | 24-29' | - | Yes | 25% | 24 | 4 | 21 | No | Yes | Prune | 18 | No | Yes | Prune |
| MP-231-W | Valley oak | 24-29' | - | Yes | 25% | 24 | 4 | 21 | No | Yes | Prune | 18 | No | Yes | Prune |
| MP-232-W | Coast live oak | 24-29' | - | Yes | 25% | 24 | 4 | 21 | No | Yes | Prune | 18 | No | Yes | Prune |
| MP-233-W | Coast live oak | 24-29' | - | Yes | 25% | 24 | 4 | 21 | No | Yes | Prune | 18 | No | Yes | Prune |
| MP-234-W | Coast live oak | 24-29' | - | Yes | 25% | 24 | 4 | 21 | No | Yes | Prune | 18 | No | Yes | Prune |
| MP-235-W | Coast live oak | 24-29' | - | Yes | 25% | 24 | 4 | 21 | No | Yes | Prune | 18 | No | Yes | Prune |
| MP-236-W | Coast live oak | 24-29' | - | Yes | 25% | 24 | 4 | 21 | No | Yes | Prune | 18 | No | Yes | Prune |
| MP-237-W | Coast live oak | 24-29' | - | Yes | 25% | 24 | 4 | 21 | No | Yes | Prune | 18 | No | Yes | Prune |
| MP-238-W | Coast live oak | 24-29' | - | Yes | 25% | 24 | 4 | 21 | No | Yes | Prune | 18 | No | Yes | Prune |
| MP-239-W | Coast live oak | 24-29' | - | Yes | 25% | 24 | 4 | 21 | No | Yes | Prune | 18 | No | Yes | Prune |
| MP-240-W | Coast live oak | 24-29' | - | Yes | 25% | 24 | 4 | 21 | No | Yes | Prune | 18 | No | Yes | Prune |
| MP-241-W | Coast live oak | 24-29' | - | Yes | 25% | 24 | 4 | 21 | No | Yes | Prune | 18 | No | Yes | Prune |
| MP-242-W | Coast live oak | 24-29' | - | Yes | 25% | 24 | 4 | 21 | No | Yes | Prune | 18 | No | Yes | Prune |
| MP-243-W | Coast live oak | 24-29' | - | Yes | 25% | 24 | 4 | 21 | No | Yes | Prune | 18 | No | Yes | Prune |
| MP-244-W | California bay | 24-29' | - | Yes | 25% | 24 | 4 | 21 | No | Yes | Prune | 18 | No | Yes | Prune |
| MP-245-W | Coast live oak | 24-29' | - | Yes | 25% | 24 | 4 | 21 | No | Yes | Prune | 18 | No | Yes | Prune |
| MP-246-W | Coast Live Oak | 24-29' | - | Yes | 25% | 24 | 4 | 21 | No | Yes | Prune | 18 | No | Yes | Prune |
| MP-247-W | Coast Live Oak | 24-29' | - | Yes | 25% | 24 | 4 | 21 | No | Yes | Prune | 18 | No | Yes | Prune |
| MP-248-W | Coast Live Oak | 24-29' | - | Yes | 25% | 24 | 4 | 21 | No | Yes | Prune | 18 | No | Yes | Prune |
| MP-249-W | Coast Live Oak | 24-29' | - | Yes | 25% | 24 | 4 | 21 | No | Yes | Prune | 18 | No | Yes | Prune |
| MP-250-W | Coast Live Oak | 24-29' | - | Yes | 25% | 24 | 4 | 21 | No | Yes | Prune | 18 | No | Yes | Prune |
| MP-251-W | Coast Live Oak | 19-24' | - | Yes | Yes | 21 | 4 | 21 | 50% | No | 50% Remove | 18 | No | Yes | Prune |
| MP-252-W | Coast Live Oak | 24-29' | - | Yes | 25% | 24 | 4 | 21 | No | Yes | Prune | 18 | No | Yes | Prune |
| MP-253-W | Coast Live Oak | 24-29' | - | Yes | 25% | 24 | 4 | 21 | No | Yes | Prune | 18 | No | Yes | Prune |
| MP-254-W | Coast Live Oak | 24-29' | - | Yes | 25% | 24 | 4 | 21 | No | Yes | Prune | 18 | No | Yes | Prune |
| MP-255-W | Coast Live Oak | 24-29' | - | Yes | 25% | 24 | 4 | 21 | No | Yes | Prune | 18 | No | Yes | Prune |
| MP-256-W | Coast Live Oak | 24-29' | - | Yes | 25% | 24 | 4 | 21 | No | Yes | Prune | 18 | No | Yes | Prune |
| MP-257-W | Coast Live Oak | 24-29' | - | Yes | 25% | 24 | 4 | 21 | No | Yes | Prune | 18 | No | Yes | Prune |
| MP-258-W | Coast Live Oak | 24-29' | - | Yes | 25% | 24 | 4 | 21 | No | Yes | Prune | 18 | No | Yes | Prune |
| MP-259-W | Coast Live Oak | 24-29' | - | Yes | 25% | 24 | 4 | 21 | No | Yes | Prune | 18 | No | Yes | Prune |
| MP-260-W | Coast Live Oak | 24-29' | - | Yes | 25% | 24 | 4 | 21 | No | Yes | Prune | 18 | No | Yes | Prune |
| MP-261-W | Coast Live Oak | 24-29' | - | Yes | 25% | 24 | 4 | 21 | No | Yes | Prune | 18 | No | Yes | Prune |
| MP-262-W | Coast Live Oak | 24-29' | - | Yes | 25% | 24 | 4 | 21 | No | Yes | Prune | 18 | No | Yes | Prune |
| MP-263-W | Coast Live Oak | 14-18' | - | Yes | Yes | 16 | 4 | 21 | Yes | No | Remove | 18 | 25% | No | 25% Remove |
| MP-264-W | Coast Live Oak | 24-29' | - | Yes | 25% | 24 | 4 | 21 | No | Yes | Prune | 18 | No | Yes | Prune |
| MP-265-W | Coast Live Oak | 24-29' | - | Yes | 25% | 24 | 4 | 21 | No | Yes | Prune | 18 | No | Yes | Prune |
| MP-266-W | Coast Live Oak | 24-29' | - | Yes | 25% | 24 | 4 | 21 | No | Yes | Prune | 18 | No | Yes | Prune |
| MP-267-W | Coast Live Oak | 24-29' | - | Yes | 25% | 24 | 4 | 21 | No | Yes | Prune | 18 | No | Yes | Prune |
| MP-268-W | Coast Live Oak | 19-24' | - | Yes | Yes | 21 | 4 | 21 | 50% | No | 50% Remove | 18 | No | Yes | Prune |
| MP-269-W | Coast Live Oak | 19-24' | - | Yes | Yes | 21 | 4 | 21 | 50% | No | 50% Remove | 18 | No | Yes | Prune |

Tree Inventory Analysis with Revised ESZ Estimates for FEIR and Mitigation Test Areas

| Tree ID | Common Name | Trunk to Rail | Canopy to Rail | DEIR Impact | DEIR Remove | Min. Distance T:R | Min. Dist. C:R | FEIR ESZ | FEIR Removal | FEIR Prune | FEIR Cat | Mitigated ESZ | Mitigated Removal | Mitigated Prune | Mitigated Cat |
|----------|--------------------|---------------|----------------|-------------|-------------|-------------------|----------------|----------|--------------|------------|------------|---------------|-------------------|-----------------|---------------|
| MP-270-W | Coast Live Oak | 24-29' | - | Yes | 25% | 24 | 4 | 21 | No | Yes | Prune | 18 | No | Yes | Prune |
| MP-271-W | Coast Live Oak | 24-29' | - | Yes | 25% | 24 | 4 | 21 | No | Yes | Prune | 18 | No | Yes | Prune |
| MP-272-W | Coast Live Oak | 24-29' | - | Yes | 25% | 24 | 4 | 21 | No | Yes | Prune | 18 | No | Yes | Prune |
| MP-273-W | Canary Island palm | 14-18' | - | Yes | Yes | 16 | 4 | 21 | Yes | No | Remove | 18 | 25% | No | 25% Remove |
| MP-274-W | Coast Live Oak | 24-29' | - | Yes | 25% | 24 | 4 | 21 | No | Yes | Prune | 18 | No | Yes | Prune |
| MP-275-W | Coast Live Oak | 24-29' | - | Yes | 25% | 24 | 4 | 21 | No | Yes | Prune | 18 | No | Yes | Prune |
| MP-276-W | Coast Live Oak | 24-29' | - | Yes | 25% | 24 | 4 | 21 | No | Yes | Prune | 18 | No | Yes | Prune |
| MP-277-W | Coast Live Oak | 24-29' | - | Yes | 25% | 24 | 4 | 21 | No | Yes | Prune | 18 | No | Yes | Prune |
| MP-278-W | Coast Live Oak | 24-29' | - | Yes | 25% | 24 | 4 | 21 | No | Yes | Prune | 18 | No | Yes | Prune |
| MP-279-W | Coast Live Oak | 24-29' | - | Yes | 25% | 24 | 4 | 21 | No | Yes | Prune | 18 | No | Yes | Prune |
| MP-280-W | Coast Live Oak | 19-24' | - | Yes | Yes | 21 | 4 | 21 | 50% | No | 50% Remove | 18 | No | Yes | Prune |
| MP-281-W | Coast Live Oak | 24-29' | - | Yes | 25% | 24 | 4 | 21 | No | Yes | Prune | 18 | No | Yes | Prune |
| MP-282-W | Coast Live Oak | 19-24' | - | Yes | Yes | 21 | 4 | 21 | 50% | No | 50% Remove | 18 | No | Yes | Prune |
| MP-283-W | Coast Live Oak | 19-24' | - | Yes | Yes | 21 | 4 | 21 | 50% | No | 50% Remove | 18 | No | Yes | Prune |
| MP-284-W | Coast Live Oak | 24-29' | - | Yes | 25% | 24 | 4 | 21 | No | Yes | Prune | 18 | No | Yes | Prune |
| MP-285-W | Coast Live Oak | 24-29' | - | Yes | 25% | 24 | 4 | 21 | No | Yes | Prune | 18 | No | Yes | Prune |
| MP-286-W | Coast Live Oak | 24-29' | - | Yes | 25% | 24 | 4 | 21 | No | Yes | Prune | 18 | No | Yes | Prune |
| MP-287-W | Coast Live Oak | 24-29' | - | Yes | 25% | 24 | 4 | 21 | No | Yes | Prune | 18 | No | Yes | Prune |
| MP-288-W | Coast Live Oak | 19-24' | - | Yes | Yes | 21 | 4 | 21 | 50% | No | 50% Remove | 18 | No | Yes | Prune |
| MP-289-W | Coast Live Oak | 24-29' | - | Yes | 25% | 24 | 4 | 21 | No | Yes | Prune | 18 | No | Yes | Prune |
| MP-290-W | Coast Live Oak | - | 19-24' | Yes | No | 29 | 21 | 21 | No | 50% | 50% Prune | 18 | No | No | No Impact |
| MP-291-W | Coast Live Oak | - | 19-24' | Yes | No | 29 | 21 | 21 | No | 50% | 50% Prune | 18 | No | No | No Impact |
| MP-292-W | Evergreen ash | 24-29' | - | Yes | 25% | 24 | 4 | 21 | No | Yes | Prune | 18 | No | Yes | Prune |
| MP-293-W | Tree of Heaven | 24-29' | - | Yes | 25% | 24 | 4 | 21 | No | Yes | Prune | 18 | No | Yes | Prune |
| MP-294-W | Tree of Heaven | 14-18' | - | Yes | Yes | 16 | 4 | 21 | Yes | No | Remove | 18 | 25% | No | 25% Remove |
| MP-295-W | Coast Live Oak | - | 14-18' | Yes | No | 29 | 16 | 21 | No | Yes | Prune | 18 | No | 25% | 25% Prune |
| MP-296-W | Coast Live Oak | - | 14-18' | Yes | No | 29 | 16 | 21 | No | Yes | Prune | 18 | No | 25% | 25% Prune |
| MP-297-W | Coast Live Oak | 24-29' | - | Yes | 25% | 24 | 4 | 21 | No | Yes | Prune | 18 | No | Yes | Prune |
| MP-298-W | Coast Live Oak | 24-29' | - | Yes | 25% | 24 | 4 | 21 | No | Yes | Prune | 18 | No | Yes | Prune |
| MP-299-W | Coast Live Oak | 24-29' | - | Yes | 25% | 24 | 4 | 21 | No | Yes | Prune | 18 | No | Yes | Prune |
| MP-300-W | Coast Live Oak | 24-29' | - | Yes | 25% | 24 | 4 | 21 | No | Yes | Prune | 18 | No | Yes | Prune |
| MP-301-W | Coast Live Oak | - | 19-24' | Yes | No | 29 | 21 | 21 | No | 50% | 50% Prune | 18 | No | No | No Impact |
| MP-302-W | Evergreen ash | - | 19-24' | Yes | No | 29 | 21 | 21 | No | 50% | 50% Prune | 18 | No | No | No Impact |
| MP-303-W | Coast Live Oak | - | 19-24' | Yes | No | 29 | 21 | 21 | No | 50% | 50% Prune | 18 | No | No | No Impact |
| MP-304-W | Coast Live Oak | 24-29' | - | Yes | 25% | 24 | 4 | 21 | No | Yes | Prune | 18 | No | Yes | Prune |
| MP-305-W | Blue gum | 09-13' | - | Yes | Yes | 9 | 4 | 21 | Yes | No | Remove | 18 | Yes | No | Remove |
| MP-306-W | Blue gum | 19-24' | - | Yes | Yes | 21 | 4 | 21 | 50% | No | 50% Remove | 18 | No | Yes | Prune |
| MP-307-W | Fremont cottonwood | 19-24' | - | Yes | Yes | 21 | 4 | 21 | 50% | No | 50% Remove | 18 | No | Yes | Prune |
| MP-308-W | Portuguese laurel | 19-24' | - | Yes | Yes | 21 | 4 | 21 | 50% | No | 50% Remove | 18 | No | Yes | Prune |
| PA-1-E | Coast redwood | 24-29' | - | Yes | 25% | 24 | 4 | 21 | No | Yes | Prune | 21 | No | Yes | Prune |
| PA-2-E | Coast redwood | 24-29' | - | Yes | 25% | 24 | 4 | 21 | No | Yes | Prune | 21 | No | Yes | Prune |
| PA-3-E | Coast redwood | - | 19-24' | Yes | No | 29 | 21 | 21 | No | 50% | 50% Prune | 21 | No | 50% | 50% Prune |
| PA-4-E | Coast redwood | - | 24-29' | No | No | 29 | 24 | 21 | No | No | No Impact | 21 | No | No | No Impact |
| PA-5-E | Coast redwood | - | 19-24' | Yes | No | 29 | 21 | 21 | No | 50% | 50% Prune | 21 | No | 50% | 50% Prune |
| PA-6-E | Coast redwood | - | 19-24' | Yes | No | 29 | 21 | 21 | No | 50% | 50% Prune | 21 | No | 50% | 50% Prune |
| PA-7-E | Coast redwood | 24-29' | - | Yes | 25% | 24 | 4 | 21 | No | Yes | Prune | 21 | No | Yes | Prune |
| PA-8-E | Coast redwood | - | 24-29' | No | No | 29 | 24 | 21 | No | No | No Impact | 21 | No | No | No Impact |
| PA-9-E | Coast live oak | - | 24-29' | No | No | 29 | 24 | 21 | No | No | No Impact | 21 | No | No | No Impact |
| PA-10-E | Tree of Heaven | 19-24' | - | Yes | Yes | 21 | 4 | 21 | 50% | No | 50% Remove | 21 | 50% | No | 50% Remove |
| PA-11-E | Coast Redwood | - | 19-24' | Yes | No | 29 | 21 | 21 | No | 50% | 50% Prune | 21 | No | 50% | 50% Prune |
| PA-12-E | Coast Redwood | - | 24-29' | No | No | 29 | 24 | 21 | No | No | No Impact | 21 | No | No | No Impact |
| PA-13-E | Coast Redwood | - | 19-24' | Yes | No | 29 | 21 | 21 | No | 50% | 50% Prune | 21 | No | 50% | 50% Prune |
| PA-14-E | Coast Live Oak | 24-29' | - | Yes | 25% | 24 | 4 | 21 | No | Yes | Prune | 21 | No | Yes | Prune |
| PA-15-E | Coast Redwood | - | 24-29' | No | No | 29 | 24 | 21 | No | No | No Impact | 21 | No | No | No Impact |

Tree Inventory Analysis with Revised ESZ Estimates for FEIR and Mitigation Test Areas

| Tree ID | Common Name | Trunk to Rail | Canopy to Rail | DEIR Impact | DEIR Remove | Min. Distance T:R | Min. Dist. C:R | FEIR ESZ | FEIR Removal | FEIR Prune | FEIR Cat | Mitigated ESZ | Mitigated Removal | Mitigated Prune | Mitigated Cat |
|---------|-------------------|---------------|----------------|-------------|-------------|-------------------|----------------|----------|--------------|------------|------------|---------------|-------------------|-----------------|---------------|
| PA-16-E | Tree of Heaven | 24-29' | - | Yes | 25% | 24 | 4 | 21 | No | Yes | Prune | 21 | No | Yes | Prune |
| PA-17-E | Coast Redwood | - | 24-29' | No | No | 29 | 24 | 21 | No | No | No Impact | 21 | No | No | No Impact |
| PA-18-E | Coast Redwood | - | 24-29' | No | No | 29 | 24 | 21 | No | No | No Impact | 21 | No | No | No Impact |
| PA-19-E | Coast Redwood | - | 24-29' | No | No | 29 | 24 | 21 | No | No | No Impact | 21 | No | No | No Impact |
| PA-20-E | Coast Redwood | - | 24-29' | No | No | 29 | 24 | 21 | No | No | No Impact | 21 | No | No | No Impact |
| PA-21-E | California pepper | - | 24-29' | No | No | 29 | 24 | 21 | No | No | No Impact | 21 | No | No | No Impact |
| PA-22-E | Almond | 24-29' | - | Yes | 25% | 24 | 4 | 21 | No | Yes | Prune | 21 | No | Yes | Prune |
| PA-23-E | Almond | 19-24' | - | Yes | Yes | 21 | 4 | 21 | 50% | No | 50% Remove | 21 | 50% | No | 50% Remove |
| PA-24-E | Coast Live Oak | 24-29' | - | Yes | 25% | 24 | 4 | 21 | No | Yes | Prune | 21 | No | Yes | Prune |
| PA-25-E | Blackwood acacia | 19-24' | - | Yes | Yes | 21 | 4 | 21 | 50% | No | 50% Remove | 21 | 50% | No | 50% Remove |
| PA-26-E | Coast Live Oak | 19-24' | - | Yes | Yes | 21 | 4 | 21 | 50% | No | 50% Remove | 21 | 50% | No | 50% Remove |
| PA-27-E | Coast Live Oak | 19-24' | - | Yes | Yes | 21 | 4 | 21 | 50% | No | 50% Remove | 21 | 50% | No | 50% Remove |
| PA-28-E | Deodar cedar | - | 14-18' | Yes | No | 29 | 16 | 21 | No | Yes | Prune | 21 | No | Yes | Prune |
| PA-29-E | Deodar cedar | - | 19-24' | Yes | No | 29 | 21 | 21 | No | 50% | 50% Prune | 21 | No | 50% | 50% Prune |
| PA-30-E | Deodar cedar | - | 24-29' | No | No | 29 | 24 | 21 | No | No | No Impact | 21 | No | No | No Impact |
| PA-31-E | Coast Live Oak | - | 24-29' | No | No | 29 | 24 | 21 | No | No | No Impact | 21 | No | No | No Impact |
| PA-32-E | Blackwood acacia | - | 24-29' | No | No | 29 | 24 | 21 | No | No | No Impact | 21 | No | No | No Impact |
| PA-33-E | Deodar cedar | - | 24-29' | No | No | 29 | 24 | 21 | No | No | No Impact | 21 | No | No | No Impact |
| PA-34-E | Blackwood acacia | - | 24-29' | No | No | 29 | 24 | 21 | No | No | No Impact | 21 | No | No | No Impact |
| PA-35-E | Coast Live Oak | - | 24-29' | No | No | 29 | 24 | 21 | No | No | No Impact | 21 | No | No | No Impact |
| PA-36-E | Coast Live Oak | 24-29' | - | Yes | 25% | 24 | 4 | 21 | No | Yes | Prune | 21 | No | Yes | Prune |
| PA-37-E | Deodar cedar | 24-29' | - | Yes | 25% | 24 | 4 | 21 | No | Yes | Prune | 21 | No | Yes | Prune |
| PA-38-E | Deodar cedar | - | 24-29' | No | No | 29 | 24 | 21 | No | No | No Impact | 21 | No | No | No Impact |
| PA-39-E | Deodar cedar | - | 19-24' | Yes | No | 29 | 21 | 21 | No | 50% | 50% Prune | 21 | No | 50% | 50% Prune |
| PA-40-E | Deodar cedar | - | 19-24' | Yes | No | 29 | 21 | 21 | No | 50% | 50% Prune | 21 | No | 50% | 50% Prune |
| PA-41-E | Victorian box | 19-24' | - | Yes | Yes | 21 | 4 | 21 | 50% | No | 50% Remove | 21 | 50% | No | 50% Remove |
| PA-42-E | Victorian box | 19-24' | - | Yes | Yes | 21 | 4 | 21 | 50% | No | 50% Remove | 21 | 50% | No | 50% Remove |
| PA-43-E | Deodar cedar | - | 19-24' | Yes | No | 29 | 21 | 21 | No | 50% | 50% Prune | 21 | No | 50% | 50% Prune |
| PA-44-E | Deodar cedar | - | 19-24' | Yes | No | 29 | 21 | 21 | No | 50% | 50% Prune | 21 | No | 50% | 50% Prune |
| PA-45-E | Deodar cedar | 24-29' | - | Yes | 25% | 24 | 4 | 21 | No | Yes | Prune | 21 | No | Yes | Prune |
| PA-46-E | Tree of Heaven | 24-29' | - | Yes | 25% | 24 | 4 | 21 | No | Yes | Prune | 21 | No | Yes | Prune |
| PA-47-E | Tree of Heaven | 24-29' | - | Yes | 25% | 24 | 4 | 21 | No | Yes | Prune | 21 | No | Yes | Prune |
| PA-48-E | Tree of Heaven | 24-29' | - | Yes | 25% | 24 | 4 | 21 | No | Yes | Prune | 21 | No | Yes | Prune |
| PA-49-E | Coast Live Oak | 24-29' | - | Yes | 25% | 24 | 4 | 21 | No | Yes | Prune | 21 | No | Yes | Prune |
| PA-50-E | Tree of Heaven | 24-29' | - | Yes | 25% | 24 | 4 | 21 | No | Yes | Prune | 21 | No | Yes | Prune |
| PA-51-E | Valley oak | 24-29' | - | Yes | 25% | 24 | 4 | 21 | No | Yes | Prune | 21 | No | Yes | Prune |
| PA-52-E | Juniper sp. | 19-24' | - | Yes | Yes | 21 | 4 | 21 | 50% | No | 50% Remove | 21 | 50% | No | 50% Remove |
| PA-53-E | Juniper sp. | 24-29' | - | Yes | 25% | 24 | 4 | 21 | No | Yes | Prune | 21 | No | Yes | Prune |
| PA-54-E | Coast Live Oak | 19-24' | - | Yes | Yes | 21 | 4 | 21 | 50% | No | 50% Remove | 21 | 50% | No | 50% Remove |
| PA-55-E | Tree of Heaven | 19-24' | - | Yes | Yes | 21 | 4 | 21 | 50% | No | 50% Remove | 21 | 50% | No | 50% Remove |
| PA-56-E | Tree of Heaven | 24-29' | - | Yes | 25% | 24 | 4 | 21 | No | Yes | Prune | 21 | No | Yes | Prune |
| PA-57-E | Tree of Heaven | - | 14-18' | Yes | No | 29 | 16 | 21 | No | Yes | Prune | 21 | No | Yes | Prune |
| PA-58-E | Tree of Heaven | - | 14-18' | Yes | No | 29 | 16 | 21 | No | Yes | Prune | 21 | No | Yes | Prune |
| PA-59-E | Tree of Heaven | - | 14-18' | Yes | No | 29 | 16 | 21 | No | Yes | Prune | 21 | No | Yes | Prune |
| PA-60-E | Coast Live Oak | - | 14-18' | Yes | No | 29 | 16 | 21 | No | Yes | Prune | 21 | No | Yes | Prune |
| PA-61-E | Tree of Heaven | 24-29' | - | Yes | 25% | 24 | 4 | 21 | No | Yes | Prune | 21 | No | Yes | Prune |
| PA-62-E | Tree of Heaven | 24-29' | - | Yes | 25% | 24 | 4 | 21 | No | Yes | Prune | 21 | No | Yes | Prune |
| PA-63-E | Tree of Heaven | 24-29' | - | Yes | 25% | 24 | 4 | 21 | No | Yes | Prune | 21 | No | Yes | Prune |
| PA-64-E | Almond | 24-29' | - | Yes | 25% | 24 | 4 | 21 | No | Yes | Prune | 21 | No | Yes | Prune |
| PA-65-E | Tree of Heaven | 24-29' | - | Yes | 25% | 24 | 4 | 21 | No | Yes | Prune | 21 | No | Yes | Prune |
| PA-66-E | Tree of Heaven | 24-29' | - | Yes | 25% | 24 | 4 | 21 | No | Yes | Prune | 21 | No | Yes | Prune |
| PA-67-E | Tree of Heaven | 24-29' | - | Yes | 25% | 24 | 4 | 21 | No | Yes | Prune | 21 | No | Yes | Prune |
| PA-68-E | Tree of Heaven | 24-29' | - | Yes | 25% | 24 | 4 | 21 | No | Yes | Prune | 21 | No | Yes | Prune |
| PA-69-E | Portuguese laurel | 24-29' | - | Yes | 25% | 24 | 4 | 21 | No | Yes | Prune | 21 | No | Yes | Prune |

Tree Inventory Analysis with Revised ESZ Estimates for FEIR and Mitigation Test Areas

| Tree ID | Common Name | Trunk to Rail | Canopy to Rail | DEIR Impact | DEIR Remove | Min. Distance T:R | Min. Dist. C:R | FEIR ESZ | FEIR Removal | FEIR Prune | FEIR Cat | Mitigated ESZ | Mitigated Removal | Mitigated Prune | Mitigated Cat |
|----------|-------------------|---------------|----------------|-------------|-------------|-------------------|----------------|----------|--------------|------------|-----------|---------------|-------------------|-----------------|---------------|
| PA-70-E | Tree of Heaven | 24-29' | - | Yes | 25% | 24 | 4 | 21 | No | Yes | Prune | 21 | No | Yes | Prune |
| PA-71-E | Coast Live Oak | - | 19-24' | Yes | No | 29 | 21 | 21 | No | 50% | 50% Prune | 21 | No | 50% | 50% Prune |
| PA-72-E | Coast Live Oak | - | 24-29' | No | No | 29 | 24 | 21 | No | No | No Impact | 21 | No | No | No Impact |
| PA-73-E | Coast Live Oak | - | 24-29' | No | No | 29 | 24 | 21 | No | No | No Impact | 21 | No | No | No Impact |
| PA-74-E | Coast Live Oak | - | 24-29' | No | No | 29 | 24 | 21 | No | No | No Impact | 21 | No | No | No Impact |
| PA-75-E | Tree of Heaven | - | 19-24' | Yes | No | 29 | 21 | 21 | No | 50% | 50% Prune | 21 | No | 50% | 50% Prune |
| PA-76-E | Coast Live Oak | - | 19-24' | Yes | No | 29 | 21 | 21 | No | 50% | 50% Prune | 21 | No | 50% | 50% Prune |
| PA-77-E | Coast Live Oak | - | 19-24' | Yes | No | 29 | 21 | 21 | No | 50% | 50% Prune | 21 | No | 50% | 50% Prune |
| PA-78-E | Tree of Heaven | - | 24-29' | No | No | 29 | 24 | 21 | No | No | No Impact | 21 | No | No | No Impact |
| PA-79-E | Tree of Heaven | - | 19-24' | Yes | No | 29 | 21 | 21 | No | 50% | 50% Prune | 21 | No | 50% | 50% Prune |
| PA-80-E | Coast Live Oak | - | 24-29' | No | No | 29 | 24 | 21 | No | No | No Impact | 21 | No | No | No Impact |
| PA-81-E | Tree of Heaven | - | 24-29' | No | No | 29 | 24 | 21 | No | No | No Impact | 21 | No | No | No Impact |
| PA-82-E | Coast Live Oak | - | 19-24' | Yes | No | 29 | 21 | 21 | No | 50% | 50% Prune | 21 | No | 50% | 50% Prune |
| PA-83-E | Coast Live Oak | - | 19-24' | Yes | No | 29 | 21 | 21 | No | 50% | 50% Prune | 21 | No | 50% | 50% Prune |
| PA-84-E | Coast Live Oak | - | 24-29' | No | No | 29 | 24 | 21 | No | No | No Impact | 21 | No | No | No Impact |
| PA-85-E | California pepper | - | 19-24' | Yes | No | 29 | 21 | 21 | No | 50% | 50% Prune | 21 | No | 50% | 50% Prune |
| PA-86-E | Coast Live Oak | - | 19-24' | Yes | No | 29 | 21 | 21 | No | 50% | 50% Prune | 21 | No | 50% | 50% Prune |
| PA-87-E | Coast Live Oak | - | 19-24' | Yes | No | 29 | 21 | 21 | No | 50% | 50% Prune | 21 | No | 50% | 50% Prune |
| PA-88-E | Coast Live Oak | - | 14-18' | Yes | No | 29 | 16 | 21 | No | Yes | Prune | 21 | No | Yes | Prune |
| PA-89-E | Coast Live Oak | - | 14-18' | Yes | No | 29 | 16 | 21 | No | Yes | Prune | 21 | No | Yes | Prune |
| PA-90-E | Coast Live Oak | - | 19-24' | Yes | No | 29 | 21 | 21 | No | 50% | 50% Prune | 21 | No | 50% | 50% Prune |
| PA-91-E | Coast Live Oak | - | 19-24' | Yes | No | 29 | 21 | 21 | No | 50% | 50% Prune | 21 | No | 50% | 50% Prune |
| PA-92-E | Coast Live Oak | - | 19-24' | Yes | No | 29 | 21 | 21 | No | 50% | 50% Prune | 21 | No | 50% | 50% Prune |
| PA-93-E | Tree of Heaven | - | 19-24' | Yes | No | 29 | 21 | 21 | No | 50% | 50% Prune | 21 | No | 50% | 50% Prune |
| PA-94-E | Coast Live Oak | 24-29' | - | Yes | 25% | 24 | 4 | 21 | No | Yes | Prune | 21 | No | Yes | Prune |
| PA-95-E | Tree of Heaven | - | 24-29' | No | No | 29 | 24 | 21 | No | No | No Impact | 21 | No | No | No Impact |
| PA-96-E | Coast Live Oak | 24-29' | - | Yes | 25% | 24 | 4 | 21 | No | Yes | Prune | 21 | No | Yes | Prune |
| PA-97-E | Coast Live Oak | - | 19-24' | Yes | No | 29 | 21 | 21 | No | 50% | 50% Prune | 21 | No | 50% | 50% Prune |
| PA-98-E | Coast Live Oak | - | 14-18' | Yes | No | 29 | 16 | 21 | No | Yes | Prune | 21 | No | Yes | Prune |
| PA-99-E | Coast Live Oak | - | 24-29' | No | No | 29 | 24 | 21 | No | No | No Impact | 21 | No | No | No Impact |
| PA-100-E | Coast Live Oak | - | 24-29' | No | No | 29 | 24 | 21 | No | No | No Impact | 21 | No | No | No Impact |
| PA-101-E | Coast Live Oak | - | 24-29' | No | No | 29 | 24 | 21 | No | No | No Impact | 21 | No | No | No Impact |
| PA-102-E | Tree of Heaven | - | 19-24' | Yes | No | 29 | 21 | 21 | No | 50% | 50% Prune | 21 | No | 50% | 50% Prune |
| PA-103-E | Tree of Heaven | - | 19-24' | Yes | No | 29 | 21 | 21 | No | 50% | 50% Prune | 21 | No | 50% | 50% Prune |
| PA-104-E | Tree of Heaven | - | 19-24' | Yes | No | 29 | 21 | 21 | No | 50% | 50% Prune | 21 | No | 50% | 50% Prune |
| PA-105-E | Tree of Heaven | - | 19-24' | Yes | No | 29 | 21 | 21 | No | 50% | 50% Prune | 21 | No | 50% | 50% Prune |
| PA-106-E | Tree of Heaven | - | 19-24' | Yes | No | 29 | 21 | 21 | No | 50% | 50% Prune | 21 | No | 50% | 50% Prune |
| PA-107-E | Tree of Heaven | - | 24-29' | No | No | 29 | 24 | 21 | No | No | No Impact | 21 | No | No | No Impact |
| PA-108-E | Tree of Heaven | 24-29' | - | Yes | 25% | 24 | 4 | 21 | No | Yes | Prune | 21 | No | Yes | Prune |
| PA-109-E | Tree of Heaven | 24-29' | - | Yes | 25% | 24 | 4 | 21 | No | Yes | Prune | 21 | No | Yes | Prune |
| PA-110-E | Tree of Heaven | 24-29' | - | Yes | 25% | 24 | 4 | 21 | No | Yes | Prune | 21 | No | Yes | Prune |
| PA-111-E | Coast Live Oak | - | 19-24' | Yes | No | 29 | 21 | 21 | No | 50% | 50% Prune | 21 | No | 50% | 50% Prune |
| PA-112-E | Tree of Heaven | - | 19-24' | Yes | No | 29 | 21 | 21 | No | 50% | 50% Prune | 21 | No | 50% | 50% Prune |
| PA-113-E | Tree of Heaven | 24-29' | - | Yes | 25% | 24 | 4 | 21 | No | Yes | Prune | 21 | No | Yes | Prune |
| PA-114-E | Tree of Heaven | - | 19-24' | Yes | No | 29 | 21 | 21 | No | 50% | 50% Prune | 21 | No | 50% | 50% Prune |
| PA-115-E | Tree of Heaven | - | 19-24' | Yes | No | 29 | 21 | 21 | No | 50% | 50% Prune | 21 | No | 50% | 50% Prune |
| PA-116-E | Coast Live Oak | 24-29' | - | Yes | 25% | 24 | 4 | 21 | No | Yes | Prune | 21 | No | Yes | Prune |
| PA-117-E | Coast Live Oak | 24-29' | - | Yes | 25% | 24 | 4 | 21 | No | Yes | Prune | 21 | No | Yes | Prune |
| PA-118-E | Tree of Heaven | 24-29' | - | Yes | 25% | 24 | 4 | 21 | No | Yes | Prune | 21 | No | Yes | Prune |
| PA-119-E | Tree of Heaven | 24-29' | - | Yes | 25% | 24 | 4 | 21 | No | Yes | Prune | 21 | No | Yes | Prune |
| PA-120-E | Coast Live Oak | - | 19-24' | Yes | No | 29 | 21 | 21 | No | 50% | 50% Prune | 21 | No | 50% | 50% Prune |
| PA-121-E | Tree of Heaven | 24-29' | - | Yes | 25% | 24 | 4 | 21 | No | Yes | Prune | 21 | No | Yes | Prune |
| PA-122-E | Tree of Heaven | 24-29' | - | Yes | 25% | 24 | 4 | 21 | No | Yes | Prune | 21 | No | Yes | Prune |
| PA-123-E | Tree of Heaven | 24-29' | - | Yes | 25% | 24 | 4 | 21 | No | Yes | Prune | 21 | No | Yes | Prune |

Tree Inventory Analysis with Revised ESZ Estimates for FEIR and Mitigation Test Areas

| Tree ID | Common Name | Trunk to Rail | Canopy to Rail | DEIR Impact | DEIR Remove | Min. Distance T:R | Min. Dist. C:R | FEIR ESZ | FEIR Removal | FEIR Prune | FEIR Cat | Mitigated ESZ | Mitigated Removal | Mitigated Prune | Mitigated Cat |
|----------|-------------------------|---------------|----------------|-------------|-------------|-------------------|----------------|----------|--------------|------------|-----------|---------------|-------------------|-----------------|---------------|
| PA-124-E | Tree of Heaven | - | 24-29' | No | No | 29 | 24 | 21 | No | No | No Impact | 21 | No | No | No Impact |
| PA-125-E | Tree of Heaven | 24-29' | - | Yes | 25% | 24 | 4 | 21 | No | Yes | Prune | 21 | No | Yes | Prune |
| PA-126-E | Coast Live Oak | 24-29' | - | Yes | 25% | 24 | 4 | 21 | No | Yes | Prune | 21 | No | Yes | Prune |
| PA-127-E | Tree of Heaven | - | 24-29' | No | No | 29 | 24 | 21 | No | No | No Impact | 21 | No | No | No Impact |
| PA-128-E | Tree of Heaven | - | 19-24' | Yes | No | 29 | 21 | 21 | No | 50% | 50% Prune | 21 | No | 50% | 50% Prune |
| PA-129-E | Blackwood acacia | - | 24-29' | No | No | 29 | 24 | 21 | No | No | No Impact | 21 | No | No | No Impact |
| PA-130-E | Blackwood acacia | - | 24-29' | No | No | 29 | 24 | 21 | No | No | No Impact | 21 | No | No | No Impact |
| PA-131-E | Coast Live Oak | 24-29' | - | Yes | 25% | 24 | 4 | 21 | No | Yes | Prune | 21 | No | Yes | Prune |
| PA-132-E | Coast Live Oak | - | 19-24' | Yes | No | 29 | 21 | 21 | No | 50% | 50% Prune | 21 | No | 50% | 50% Prune |
| PA-133-E | Blackwood acacia | - | 19-24' | Yes | No | 29 | 21 | 21 | No | 50% | 50% Prune | 21 | No | 50% | 50% Prune |
| PA-134-E | Blackwood acacia | - | 19-24' | Yes | No | 29 | 21 | 21 | No | 50% | 50% Prune | 21 | No | 50% | 50% Prune |
| PA-135-E | Coast Live Oak | - | 19-24' | Yes | No | 29 | 21 | 21 | No | 50% | 50% Prune | 21 | No | 50% | 50% Prune |
| PA-136-E | Blackwood acacia | - | 24-29' | No | No | 29 | 24 | 21 | No | No | No Impact | 21 | No | No | No Impact |
| PA-137-E | Holly leaf cherry | - | 24-29' | No | No | 29 | 24 | 21 | No | No | No Impact | 21 | No | No | No Impact |
| PA-138-E | Coast Live Oak | - | 14-18' | Yes | No | 29 | 16 | 21 | No | Yes | Prune | 21 | No | Yes | Prune |
| PA-139-E | Tree of Heaven | - | 19-24' | Yes | No | 29 | 21 | 21 | No | 50% | 50% Prune | 21 | No | 50% | 50% Prune |
| PA-140-E | Tree of Heaven | - | 19-24' | Yes | No | 29 | 21 | 21 | No | 50% | 50% Prune | 21 | No | 50% | 50% Prune |
| PA-141-E | Tree of Heaven | - | 24-29' | No | No | 29 | 24 | 21 | No | No | No Impact | 21 | No | No | No Impact |
| PA-142-E | Glossy privet | - | 19-24' | Yes | No | 29 | 21 | 21 | No | 50% | 50% Prune | 21 | No | 50% | 50% Prune |
| PA-143-E | Coast Live Oak | - | 14-18' | Yes | No | 29 | 16 | 21 | No | Yes | Prune | 21 | No | Yes | Prune |
| PA-144-E | Tree of Heaven | - | 19-24' | Yes | No | 29 | 21 | 21 | No | 50% | 50% Prune | 21 | No | 50% | 50% Prune |
| PA-145-E | Glossy privet | - | 24-29' | No | No | 29 | 24 | 21 | No | No | No Impact | 21 | No | No | No Impact |
| PA-146-E | California black walnut | - | 24-29' | No | No | 29 | 24 | 21 | No | No | No Impact | 21 | No | No | No Impact |
| PA-147-E | Coast Live Oak | - | 19-24' | Yes | No | 29 | 21 | 21 | No | 50% | 50% Prune | 21 | No | 50% | 50% Prune |
| PA-148-E | California black walnut | - | 24-29' | No | No | 29 | 24 | 21 | No | No | No Impact | 21 | No | No | No Impact |
| PA-149-E | Glossy privet | - | 19-24' | Yes | No | 29 | 21 | 21 | No | 50% | 50% Prune | 21 | No | 50% | 50% Prune |
| PA-150-E | Glossy privet | - | 19-24' | Yes | No | 29 | 21 | 21 | No | 50% | 50% Prune | 21 | No | 50% | 50% Prune |
| PA-151-E | Tree of Heaven | - | 19-24' | Yes | No | 29 | 21 | 21 | No | 50% | 50% Prune | 21 | No | 50% | 50% Prune |
| PA-152-E | Tree of Heaven | - | 19-24' | Yes | No | 29 | 21 | 21 | No | 50% | 50% Prune | 21 | No | 50% | 50% Prune |
| PA-153-E | Tree of Heaven | - | 19-24' | Yes | No | 29 | 21 | 21 | No | 50% | 50% Prune | 21 | No | 50% | 50% Prune |
| PA-154-E | Tree of Heaven | - | 14-18' | Yes | No | 29 | 16 | 21 | No | Yes | Prune | 21 | No | Yes | Prune |
| PA-155-E | Tree of Heaven | - | 14-18' | Yes | No | 29 | 16 | 21 | No | Yes | Prune | 21 | No | Yes | Prune |
| PA-156-E | Holly leaf cherry | - | 24-29' | No | No | 29 | 24 | 21 | No | No | No Impact | 21 | No | No | No Impact |
| PA-157-E | Almond | - | 24-29' | No | No | 29 | 24 | 21 | No | No | No Impact | 21 | No | No | No Impact |
| PA-158-E | California black walnut | - | 24-29' | No | No | 29 | 24 | 21 | No | No | No Impact | 21 | No | No | No Impact |
| PA-159-E | Holly leaf cherry | - | 19-24' | Yes | No | 29 | 21 | 21 | No | 50% | 50% Prune | 21 | No | 50% | 50% Prune |
| PA-160-E | Coast Live Oak | - | 19-24' | Yes | No | 29 | 21 | 21 | No | 50% | 50% Prune | 21 | No | 50% | 50% Prune |
| PA-161-E | Coast Live Oak | 24-29' | - | Yes | 25% | 24 | 4 | 21 | No | Yes | Prune | 21 | No | Yes | Prune |
| PA-162-E | Coast Live Oak | - | 24-29' | No | No | 29 | 24 | 21 | No | No | No Impact | 21 | No | No | No Impact |
| PA-163-E | Coast Live Oak | - | 19-24' | Yes | No | 29 | 21 | 21 | No | 50% | 50% Prune | 21 | No | 50% | 50% Prune |
| PA-164-E | Coast Live Oak | 24-29' | - | Yes | 25% | 24 | 4 | 21 | No | Yes | Prune | 21 | No | Yes | Prune |
| PA-165-E | California black walnut | - | 24-29' | No | No | 29 | 24 | 21 | No | No | No Impact | 21 | No | No | No Impact |
| PA-166-E | California black walnut | - | 19-24' | Yes | No | 29 | 21 | 21 | No | 50% | 50% Prune | 21 | No | 50% | 50% Prune |
| PA-167-E | Tree of Heaven | - | 19-24' | Yes | No | 29 | 21 | 21 | No | 50% | 50% Prune | 21 | No | 50% | 50% Prune |
| PA-168-E | Tree of Heaven | 24-29' | - | Yes | 25% | 24 | 4 | 21 | No | Yes | Prune | 21 | No | Yes | Prune |
| PA-169-E | Holly leaf cherry | - | 19-24' | Yes | No | 29 | 21 | 21 | No | 50% | 50% Prune | 21 | No | 50% | 50% Prune |
| PA-170-E | Blackwood acacia | - | 19-24' | Yes | No | 29 | 21 | 21 | No | 50% | 50% Prune | 21 | No | 50% | 50% Prune |
| PA-171-E | Holly leaf cherry | - | 24-29' | No | No | 29 | 24 | 21 | No | No | No Impact | 21 | No | No | No Impact |
| PA-172-E | Blackwood acacia | - | 14-18' | Yes | No | 29 | 16 | 21 | No | Yes | Prune | 21 | No | Yes | Prune |

Tree Inventory Analysis with Revised ESZ Estimates for FEIR and Mitigation Test Areas

| Tree ID | Common Name | Trunk to Rail | Canopy to Rail | DEIR Impact | DEIR Remove | Min. Distance T:R | Min. Dist. C:R | FEIR ESZ | FEIR Removal | FEIR Prune | FEIR Cat | Mitigated ESZ | Mitigated Removal | Mitigated Prune | Mitigated Cat |
|----------|-------------------------|---------------|----------------|-------------|-------------|-------------------|----------------|----------|--------------|------------|-----------|---------------|-------------------|-----------------|---------------|
| PA-173-E | Blackwood acacia | - | 14-18' | Yes | No | 29 | 16 | 21 | No | Yes | Prune | 21 | No | Yes | Prune |
| PA-174-E | Holly leaf cherry | - | 14-18' | Yes | No | 29 | 16 | 21 | No | Yes | Prune | 21 | No | Yes | Prune |
| PA-175-E | Holly leaf cherry | - | 24-29' | No | No | 29 | 24 | 21 | No | No | No Impact | 21 | No | No | No Impact |
| PA-176-E | Holly leaf cherry | - | 24-29' | No | No | 29 | 24 | 21 | No | No | No Impact | 21 | No | No | No Impact |
| PA-177-E | Holly leaf cherry | - | 19-24' | Yes | No | 29 | 21 | 21 | No | 50% | 50% Prune | 21 | No | 50% | 50% Prune |
| PA-178-E | Coast Live Oak | - | 24-29' | No | No | 29 | 24 | 21 | No | No | No Impact | 21 | No | No | No Impact |
| PA-179-E | Holly leaf cherry | - | 24-29' | No | No | 29 | 24 | 21 | No | No | No Impact | 21 | No | No | No Impact |
| PA-180-E | Coast Live Oak | - | 14-18' | Yes | No | 29 | 16 | 21 | No | Yes | Prune | 21 | No | Yes | Prune |
| PA-181-E | Valley oak | - | 24-29' | No | No | 29 | 24 | 21 | No | No | No Impact | 21 | No | No | No Impact |
| PA-182-E | Coast Live Oak | - | 19-24' | Yes | No | 29 | 21 | 21 | No | 50% | 50% Prune | 21 | No | 50% | 50% Prune |
| PA-183-E | Coast Live Oak | 24-29' | - | Yes | 25% | 24 | 4 | 21 | No | Yes | Prune | 21 | No | Yes | Prune |
| PA-184-E | Coast Live Oak | 24-29' | - | Yes | 25% | 24 | 4 | 21 | No | Yes | Prune | 21 | No | Yes | Prune |
| PA-185-E | Blackwood acacia | - | 19-24' | Yes | No | 29 | 21 | 21 | No | 50% | 50% Prune | 21 | No | 50% | 50% Prune |
| PA-186-E | Blackwood acacia | - | 19-24' | Yes | No | 29 | 21 | 21 | No | 50% | 50% Prune | 21 | No | 50% | 50% Prune |
| PA-187-E | Blackwood acacia | - | 19-24' | Yes | No | 29 | 21 | 21 | No | 50% | 50% Prune | 21 | No | 50% | 50% Prune |
| PA-188-E | Blackwood acacia | - | 19-24' | Yes | No | 29 | 21 | 21 | No | 50% | 50% Prune | 21 | No | 50% | 50% Prune |
| PA-189-E | Blackwood acacia | - | 19-24' | Yes | No | 29 | 21 | 21 | No | 50% | 50% Prune | 21 | No | 50% | 50% Prune |
| PA-190-E | Blackwood acacia | - | 24-29' | No | No | 29 | 24 | 21 | No | No | No Impact | 21 | No | No | No Impact |
| PA-191-E | Blackwood acacia | - | 24-29' | No | No | 29 | 24 | 21 | No | No | No Impact | 21 | No | No | No Impact |
| PA-192-E | Blackwood acacia | - | 24-29' | No | No | 29 | 24 | 21 | No | No | No Impact | 21 | No | No | No Impact |
| PA-193-E | Coast Live Oak | 24-29' | - | Yes | 25% | 24 | 4 | 21 | No | Yes | Prune | 21 | No | Yes | Prune |
| PA-194-E | Coast Live Oak | 24-29' | - | Yes | 25% | 24 | 4 | 21 | No | Yes | Prune | 21 | No | Yes | Prune |
| PA-195-E | Coast Live Oak | 24-29' | - | Yes | 25% | 24 | 4 | 21 | No | Yes | Prune | 21 | No | Yes | Prune |
| PA-196-E | Coast Live Oak | 24-29' | - | Yes | 25% | 24 | 4 | 21 | No | Yes | Prune | 21 | No | Yes | Prune |
| PA-197-E | Coast Live Oak | 24-29' | - | Yes | 25% | 24 | 4 | 21 | No | Yes | Prune | 21 | No | Yes | Prune |
| PA-198-E | Coast Live Oak | 24-29' | - | Yes | 25% | 24 | 4 | 21 | No | Yes | Prune | 21 | No | Yes | Prune |
| PA-199-E | Coast Live Oak | 24-29' | - | Yes | 25% | 24 | 4 | 21 | No | Yes | Prune | 21 | No | Yes | Prune |
| PA-200-E | Coast Live Oak | 24-29' | - | Yes | 25% | 24 | 4 | 21 | No | Yes | Prune | 21 | No | Yes | Prune |
| PA-201-E | Coast Live Oak | - | 14-18' | Yes | No | 29 | 16 | 21 | No | Yes | Prune | 21 | No | Yes | Prune |
| PA-202-E | California black walnut | - | 24-29' | No | No | 29 | 24 | 21 | No | No | No Impact | 21 | No | No | No Impact |
| PA-203-E | Valley oak | - | 19-24' | Yes | No | 29 | 21 | 21 | No | 50% | 50% Prune | 21 | No | 50% | 50% Prune |
| PA-204-E | Valley oak | - | 19-24' | Yes | No | 29 | 21 | 21 | No | 50% | 50% Prune | 21 | No | 50% | 50% Prune |
| PA-205-E | Blackwood acacia | - | 19-24' | Yes | No | 29 | 21 | 21 | No | 50% | 50% Prune | 21 | No | 50% | 50% Prune |
| PA-206-E | Coast Live Oak | 24-29' | - | Yes | 25% | 24 | 4 | 21 | No | Yes | Prune | 21 | No | Yes | Prune |
| PA-207-E | Holly leaf cherry | - | 19-24' | Yes | No | 29 | 21 | 21 | No | 50% | 50% Prune | 21 | No | 50% | 50% Prune |
| PA-208-E | Coast Live Oak | 24-29' | - | Yes | 25% | 24 | 4 | 21 | No | Yes | Prune | 21 | No | Yes | Prune |
| PA-209-E | Coast Live Oak | 24-29' | - | Yes | 25% | 24 | 4 | 21 | No | Yes | Prune | 21 | No | Yes | Prune |
| PA-210-E | Coast Live Oak | 24-29' | - | Yes | 25% | 24 | 4 | 21 | No | Yes | Prune | 21 | No | Yes | Prune |
| PA-211-E | Blackwood acacia | 24-29' | - | Yes | 25% | 24 | 4 | 21 | No | Yes | Prune | 21 | No | Yes | Prune |
| PA-212-E | Coast Live Oak | 24-29' | - | Yes | 25% | 24 | 4 | 21 | No | Yes | Prune | 21 | No | Yes | Prune |
| PA-213-E | Coast Live Oak | - | 19-24' | Yes | No | 29 | 21 | 21 | No | 50% | 50% Prune | 21 | No | 50% | 50% Prune |
| PA-214-E | Coast Live Oak | - | 19-24' | Yes | No | 29 | 21 | 21 | No | 50% | 50% Prune | 21 | No | 50% | 50% Prune |
| PA-215-E | Coast Live Oak | 24-29' | - | Yes | 25% | 24 | 4 | 21 | No | Yes | Prune | 21 | No | Yes | Prune |
| PA-216-E | California black walnut | - | 19-24' | Yes | No | 29 | 21 | 21 | No | 50% | 50% Prune | 21 | No | 50% | 50% Prune |
| PA-217-E | Coast Live Oak | 24-29' | - | Yes | 25% | 24 | 4 | 21 | No | Yes | Prune | 21 | No | Yes | Prune |
| PA-218-E | Holly leaf cherry | - | 24-29' | No | No | 29 | 24 | 21 | No | No | No Impact | 21 | No | No | No Impact |
| PA-219-E | Coast Live Oak | 24-29' | - | Yes | 25% | 24 | 4 | 21 | No | Yes | Prune | 21 | No | Yes | Prune |
| PA-220-E | Coast Live Oak | 24-29' | - | Yes | 25% | 24 | 4 | 21 | No | Yes | Prune | 21 | No | Yes | Prune |
| PA-221-E | Coast Live Oak | - | 19-24' | Yes | No | 29 | 21 | 21 | No | 50% | 50% Prune | 21 | No | 50% | 50% Prune |
| PA-222-E | Coast Live Oak | - | 24-29' | No | No | 29 | 24 | 21 | No | No | No Impact | 21 | No | No | No Impact |
| PA-223-E | Blackwood acacia | 24-29' | - | Yes | 25% | 24 | 4 | 21 | No | Yes | Prune | 21 | No | Yes | Prune |
| PA-224-E | Blackwood acacia | - | 14-18' | Yes | No | 29 | 16 | 21 | No | Yes | Prune | 21 | No | Yes | Prune |

Tree Inventory Analysis with Revised ESZ Estimates for FEIR and Mitigation Test Areas

| Tree ID | Common Name | Trunk to Rail | Canopy to Rail | DEIR Impact | DEIR Remove | Min. Distance T:R | Min. Dist. C:R | FEIR ESZ | FEIR Removal | FEIR Prune | FEIR Cat | Mitigated ESZ | Mitigated Removal | Mitigated Prune | Mitigated Cat |
|----------|-------------------------|---------------|----------------|-------------|-------------|-------------------|----------------|----------|--------------|------------|-----------|---------------|-------------------|-----------------|---------------|
| PA-225-E | Blackwood acacia | - | 19-24' | Yes | No | 29 | 21 | 21 | No | 50% | 50% Prune | 21 | No | 50% | 50% Prune |
| PA-226-E | California black walnut | - | 24-29' | No | No | 29 | 24 | 21 | No | No | No Impact | 21 | No | No | No Impact |
| PA-227-E | Coast Live Oak | 24-29' | - | Yes | 25% | 24 | 4 | 21 | No | Yes | Prune | 21 | No | Yes | Prune |
| PA-228-E | Coast Live Oak | - | 19-24' | Yes | No | 29 | 21 | 21 | No | 50% | 50% Prune | 21 | No | 50% | 50% Prune |
| PA-229-E | Coast Live Oak | - | 19-24' | Yes | No | 29 | 21 | 21 | No | 50% | 50% Prune | 21 | No | 50% | 50% Prune |
| PA-230-E | California black walnut | - | 24-29' | No | No | 29 | 24 | 21 | No | No | No Impact | 21 | No | No | No Impact |
| PA-231-E | Coast Live Oak | - | 19-24' | Yes | No | 29 | 21 | 21 | No | 50% | 50% Prune | 21 | No | 50% | 50% Prune |
| PA-232-E | Holly leaf cherry | - | 24-29' | No | No | 29 | 24 | 21 | No | No | No Impact | 21 | No | No | No Impact |
| PA-233-E | Portuguese laurel | - | 19-24' | Yes | No | 29 | 21 | 21 | No | 50% | 50% Prune | 21 | No | 50% | 50% Prune |
| PA-234-E | Holly Oak | - | 24-29' | No | No | 29 | 24 | 21 | No | No | No Impact | 21 | No | No | No Impact |
| PA-235-E | Blackwood acacia | 24-29' | - | Yes | 25% | 24 | 4 | 21 | No | Yes | Prune | 21 | No | Yes | Prune |
| PA-236-E | Holly Oak | 24-29' | - | Yes | 25% | 24 | 4 | 21 | No | Yes | Prune | 21 | No | Yes | Prune |
| PA-237-E | Holly Oak | 24-29' | - | Yes | 25% | 24 | 4 | 21 | No | Yes | Prune | 21 | No | Yes | Prune |
| PA-238-E | Holly Oak | 24-29' | - | Yes | 25% | 24 | 4 | 21 | No | Yes | Prune | 21 | No | Yes | Prune |
| PA-239-E | Coast Redwood | - | 19-24' | Yes | No | 29 | 21 | 21 | No | 50% | 50% Prune | 21 | No | 50% | 50% Prune |
| PA-240-E | Coast Live Oak | - | 19-24' | Yes | No | 29 | 21 | 21 | No | 50% | 50% Prune | 21 | No | 50% | 50% Prune |
| PA-241-E | Holly leaf cherry | - | 19-24' | Yes | No | 29 | 21 | 21 | No | 50% | 50% Prune | 21 | No | 50% | 50% Prune |
| PA-242-E | Coast Live Oak | - | 14-18' | Yes | No | 29 | 16 | 21 | No | Yes | Prune | 21 | No | Yes | Prune |
| PA-243-E | Coast Live Oak | - | 19-24' | Yes | No | 29 | 21 | 21 | No | 50% | 50% Prune | 21 | No | 50% | 50% Prune |
| PA-244-E | Coast Live Oak | - | 14-18' | Yes | No | 29 | 16 | 21 | No | Yes | Prune | 21 | No | Yes | Prune |
| PA-245-E | Blackwood acacia | - | 19-24' | Yes | No | 29 | 21 | 21 | No | 50% | 50% Prune | 21 | No | 50% | 50% Prune |
| PA-246-E | Coast Live Oak | 24-29' | - | Yes | 25% | 24 | 4 | 21 | No | Yes | Prune | 21 | No | Yes | Prune |
| PA-247-E | Blackwood acacia | - | 24-29' | No | No | 29 | 24 | 21 | No | No | No Impact | 21 | No | No | No Impact |
| PA-248-E | Coast Live Oak | 24-29' | - | Yes | 25% | 24 | 4 | 21 | No | Yes | Prune | 21 | No | Yes | Prune |
| PA-249-E | Blackwood acacia | - | 19-24' | Yes | No | 29 | 21 | 21 | No | 50% | 50% Prune | 21 | No | 50% | 50% Prune |
| PA-250-E | Coast Live Oak | - | 14-18' | Yes | No | 29 | 16 | 21 | No | Yes | Prune | 21 | No | Yes | Prune |
| PA-251-E | Coast Live Oak | - | 14-18' | Yes | No | 29 | 16 | 21 | No | Yes | Prune | 21 | No | Yes | Prune |
| PA-252-E | Coast Live Oak | - | 19-24' | Yes | No | 29 | 21 | 21 | No | 50% | 50% Prune | 21 | No | 50% | 50% Prune |
| PA-253-E | Coast Live Oak | - | 19-24' | Yes | No | 29 | 21 | 21 | No | 50% | 50% Prune | 21 | No | 50% | 50% Prune |
| PA-254-E | Coast Live Oak | 24-29' | - | Yes | 25% | 24 | 4 | 21 | No | Yes | Prune | 21 | No | Yes | Prune |
| PA-255-E | Glossy privet | - | 19-24' | Yes | No | 29 | 21 | 21 | No | 50% | 50% Prune | 21 | No | 50% | 50% Prune |
| PA-256-E | Coast Live Oak | 24-29' | - | Yes | 25% | 24 | 4 | 21 | No | Yes | Prune | 21 | No | Yes | Prune |
| PA-257-E | Coast Live Oak | - | 14-18' | Yes | No | 29 | 16 | 21 | No | Yes | Prune | 21 | No | Yes | Prune |
| PA-258-E | Coast Live Oak | - | 19-24' | Yes | No | 29 | 21 | 21 | No | 50% | 50% Prune | 21 | No | 50% | 50% Prune |
| PA-259-E | Coast Live Oak | 24-29' | - | Yes | 25% | 24 | 4 | 21 | No | Yes | Prune | 21 | No | Yes | Prune |
| PA-260-E | Coast Live Oak | 24-29' | - | Yes | 25% | 24 | 4 | 21 | No | Yes | Prune | 21 | No | Yes | Prune |
| PA-261-E | Coast Live Oak | 24-29' | - | Yes | 25% | 24 | 4 | 21 | No | Yes | Prune | 21 | No | Yes | Prune |
| PA-262-E | California pepper | 24-29' | - | Yes | 25% | 24 | 4 | 21 | No | Yes | Prune | 21 | No | Yes | Prune |
| PA-263-E | Coast Live Oak | - | 14-18' | Yes | No | 29 | 16 | 21 | No | Yes | Prune | 21 | No | Yes | Prune |
| PA-264-E | Coast Live Oak | 24-29' | - | Yes | 25% | 24 | 4 | 21 | No | Yes | Prune | 21 | No | Yes | Prune |
| PA-265-E | Coast Live Oak | - | 19-24' | Yes | No | 29 | 21 | 21 | No | 50% | 50% Prune | 21 | No | 50% | 50% Prune |
| PA-266-E | Coast Live Oak | 24-29' | - | Yes | 25% | 24 | 4 | 21 | No | Yes | Prune | 21 | No | Yes | Prune |
| PA-267-E | Coast Live Oak | - | 14-18' | Yes | No | 29 | 16 | 21 | No | Yes | Prune | 21 | No | Yes | Prune |
| PA-268-E | Blackwood acacia | 24-29' | - | Yes | 25% | 24 | 4 | 21 | No | Yes | Prune | 21 | No | Yes | Prune |
| PA-269-E | Coast Live Oak | 24-29' | - | Yes | 25% | 24 | 4 | 21 | No | Yes | Prune | 21 | No | Yes | Prune |
| PA-270-E | Coast Live Oak | 24-29' | - | Yes | 25% | 24 | 4 | 21 | No | Yes | Prune | 21 | No | Yes | Prune |
| PA-271-E | Coast Live Oak | 24-29' | - | Yes | 25% | 24 | 4 | 21 | No | Yes | Prune | 21 | No | Yes | Prune |
| PA-272-E | Holly leaf cherry | 24-29' | - | Yes | 25% | 24 | 4 | 21 | No | Yes | Prune | 21 | No | Yes | Prune |
| PA-273-E | Coast Live Oak | 24-29' | - | Yes | 25% | 24 | 4 | 21 | No | Yes | Prune | 21 | No | Yes | Prune |
| PA-274-E | Coast Live Oak | - | 19-24' | Yes | No | 29 | 21 | 21 | No | 50% | 50% Prune | 21 | No | 50% | 50% Prune |
| PA-275-E | Coast Live Oak | 24-29' | - | Yes | 25% | 24 | 4 | 21 | No | Yes | Prune | 21 | No | Yes | Prune |
| PA-276-E | Almond | - | 24-29' | No | No | 29 | 24 | 21 | No | No | No Impact | 21 | No | No | No Impact |

Tree Inventory Analysis with Revised ESZ Estimates for FEIR and Mitigation Test Areas

| Tree ID | Common Name | Trunk to Rail | Canopy to Rail | DEIR Impact | DEIR Remove | Min. Distance T:R | Min. Dist. C:R | FEIR ESZ | FEIR Removal | FEIR Prune | FEIR Cat | Mitigated ESZ | Mitigated Removal | Mitigated Prune | Mitigated Cat |
|----------|-------------------|---------------|----------------|-------------|-------------|-------------------|----------------|----------|--------------|------------|-----------|---------------|-------------------|-----------------|---------------|
| PA-277-E | Valley oak | - | 19-24' | Yes | No | 29 | 21 | 21 | No | 50% | 50% Prune | 21 | No | 50% | 50% Prune |
| PA-278-E | Coast Live Oak | 24-29' | - | Yes | 25% | 24 | 4 | 21 | No | Yes | Prune | 21 | No | Yes | Prune |
| PA-279-E | Coast Live Oak | 24-29' | - | Yes | 25% | 24 | 4 | 21 | No | Yes | Prune | 21 | No | Yes | Prune |
| PA-280-E | Blackwood acacia | - | 24-29' | No | No | 29 | 24 | 21 | No | No | No Impact | 21 | No | No | No Impact |
| PA-281-E | Coast Live Oak | 24-29' | - | Yes | 25% | 24 | 4 | 21 | No | Yes | Prune | 21 | No | Yes | Prune |
| PA-282-E | Coast Live Oak | 24-29' | - | Yes | 25% | 24 | 4 | 21 | No | Yes | Prune | 21 | No | Yes | Prune |
| PA-283-E | Valley oak | - | 19-24' | Yes | No | 29 | 21 | 21 | No | 50% | 50% Prune | 21 | No | 50% | 50% Prune |
| PA-284-E | Bailey acacia | - | 14-18' | Yes | No | 29 | 16 | 21 | No | Yes | Prune | 21 | No | Yes | Prune |
| PA-285-E | Coast Live Oak | 24-29' | - | Yes | 25% | 24 | 4 | 21 | No | Yes | Prune | 21 | No | Yes | Prune |
| PA-286-E | Holly leaf cherry | - | 24-29' | No | No | 29 | 24 | 21 | No | No | No Impact | 21 | No | No | No Impact |
| PA-287-E | Blackwood acacia | - | 19-24' | Yes | No | 29 | 21 | 21 | No | 50% | 50% Prune | 21 | No | 50% | 50% Prune |
| PA-288-E | Bailey acacia | - | 24-29' | No | No | 29 | 24 | 21 | No | No | No Impact | 21 | No | No | No Impact |
| PA-289-E | Bailey acacia | - | 19-24' | Yes | No | 29 | 21 | 21 | No | 50% | 50% Prune | 21 | No | 50% | 50% Prune |
| PA-290-E | Coast Live Oak | - | 19-24' | Yes | No | 29 | 21 | 21 | No | 50% | 50% Prune | 21 | No | 50% | 50% Prune |
| PA-291-E | Blackwood acacia | - | 19-24' | Yes | No | 29 | 21 | 21 | No | 50% | 50% Prune | 21 | No | 50% | 50% Prune |
| PA-292-E | Blackwood acacia | - | 19-24' | Yes | No | 29 | 21 | 21 | No | 50% | 50% Prune | 21 | No | 50% | 50% Prune |
| PA-293-E | Blackwood acacia | - | 19-24' | Yes | No | 29 | 21 | 21 | No | 50% | 50% Prune | 21 | No | 50% | 50% Prune |
| PA-294-E | Coast Live Oak | 24-29' | - | Yes | 25% | 24 | 4 | 21 | No | Yes | Prune | 21 | No | Yes | Prune |
| PA-295-E | Coast Live Oak | 24-29' | - | Yes | 25% | 24 | 4 | 21 | No | Yes | Prune | 21 | No | Yes | Prune |
| PA-296-E | Coast Live Oak | - | 19-24' | Yes | No | 29 | 21 | 21 | No | 50% | 50% Prune | 21 | No | 50% | 50% Prune |
| PA-297-E | Coast Live Oak | - | 14-18' | Yes | No | 29 | 16 | 21 | No | Yes | Prune | 21 | No | Yes | Prune |
| PA-298-E | Bailey acacia | - | 24-29' | No | No | 29 | 24 | 21 | No | No | No Impact | 21 | No | No | No Impact |
| PA-299-E | Bailey acacia | - | 19-24' | Yes | No | 29 | 21 | 21 | No | 50% | 50% Prune | 21 | No | 50% | 50% Prune |
| PA-300-E | Holly leaf cherry | - | 24-29' | No | No | 29 | 24 | 21 | No | No | No Impact | 21 | No | No | No Impact |
| PA-301-E | Coast Live Oak | 24-29' | - | Yes | 25% | 24 | 4 | 21 | No | Yes | Prune | 21 | No | Yes | Prune |
| PA-302-E | Coast Live Oak | - | 19-24' | Yes | No | 29 | 21 | 21 | No | 50% | 50% Prune | 21 | No | 50% | 50% Prune |
| PA-303-E | Tree of Heaven | - | 19-24' | Yes | No | 29 | 21 | 21 | No | 50% | 50% Prune | 21 | No | 50% | 50% Prune |
| PA-304-E | Tree of Heaven | - | 24-29' | No | No | 29 | 24 | 21 | No | No | No Impact | 21 | No | No | No Impact |
| PA-305-E | California pepper | - | 19-24' | Yes | No | 29 | 21 | 21 | No | 50% | 50% Prune | 21 | No | 50% | 50% Prune |
| PA-306-E | Coast Live Oak | - | 19-24' | Yes | No | 29 | 21 | 21 | No | 50% | 50% Prune | 21 | No | 50% | 50% Prune |
| PA-307-E | Coast Live Oak | - | 19-24' | Yes | No | 29 | 21 | 21 | No | 50% | 50% Prune | 21 | No | 50% | 50% Prune |
| PA-308-E | California pepper | - | 19-24' | Yes | No | 29 | 21 | 21 | No | 50% | 50% Prune | 21 | No | 50% | 50% Prune |
| PA-309-E | Holly leaf cherry | - | 24-29' | No | No | 29 | 24 | 21 | No | No | No Impact | 21 | No | No | No Impact |
| PA-310-E | Coast Live Oak | 24-29' | - | Yes | 25% | 24 | 4 | 21 | No | Yes | Prune | 21 | No | Yes | Prune |
| PA-311-E | Coast Live Oak | 24-29' | - | Yes | 25% | 24 | 4 | 21 | No | Yes | Prune | 21 | No | Yes | Prune |
| PA-312-E | Blackwood acacia | - | 19-24' | Yes | No | 29 | 21 | 21 | No | 50% | 50% Prune | 21 | No | 50% | 50% Prune |
| PA-313-E | Coast Live Oak | - | 24-29' | No | No | 29 | 24 | 21 | No | No | No Impact | 21 | No | No | No Impact |
| PA-314-E | Coast Live Oak | - | 19-24' | Yes | No | 29 | 21 | 21 | No | 50% | 50% Prune | 21 | No | 50% | 50% Prune |
| PA-315-E | Coast Live Oak | 24-29' | - | Yes | 25% | 24 | 4 | 21 | No | Yes | Prune | 21 | No | Yes | Prune |
| PA-316-E | Bailey acacia | 24-29' | - | Yes | 25% | 24 | 4 | 21 | No | Yes | Prune | 21 | No | Yes | Prune |
| PA-317-E | Blackwood acacia | - | 19-24' | Yes | No | 29 | 21 | 21 | No | 50% | 50% Prune | 21 | No | 50% | 50% Prune |
| PA-318-E | Blackwood acacia | - | 24-29' | No | No | 29 | 24 | 21 | No | No | No Impact | 21 | No | No | No Impact |
| PA-319-E | Coast Live Oak | 24-29' | - | Yes | 25% | 24 | 4 | 21 | No | Yes | Prune | 21 | No | Yes | Prune |
| PA-320-E | Blackwood acacia | 24-29' | - | Yes | 25% | 24 | 4 | 21 | No | Yes | Prune | 21 | No | Yes | Prune |
| PA-321-E | Coast Live Oak | - | 19-24' | Yes | No | 29 | 21 | 21 | No | 50% | 50% Prune | 21 | No | 50% | 50% Prune |
| PA-322-E | Blackwood acacia | - | 19-24' | Yes | No | 29 | 21 | 21 | No | 50% | 50% Prune | 21 | No | 50% | 50% Prune |
| PA-323-E | California pepper | - | 19-24' | Yes | No | 29 | 21 | 21 | No | 50% | 50% Prune | 21 | No | 50% | 50% Prune |
| PA-324-E | Blackwood acacia | - | 19-24' | Yes | No | 29 | 21 | 21 | No | 50% | 50% Prune | 21 | No | 50% | 50% Prune |
| PA-325-E | Coast Live Oak | 24-29' | - | Yes | 25% | 24 | 4 | 21 | No | Yes | Prune | 21 | No | Yes | Prune |
| PA-326-E | Blackwood acacia | - | 24-29' | No | No | 29 | 24 | 21 | No | No | No Impact | 21 | No | No | No Impact |
| PA-327-E | Blackwood acacia | - | 24-29' | No | No | 29 | 24 | 21 | No | No | No Impact | 21 | No | No | No Impact |
| PA-328-E | Blackwood acacia | - | 19-24' | Yes | No | 29 | 21 | 21 | No | 50% | 50% Prune | 21 | No | 50% | 50% Prune |
| PA-329-E | Blackwood acacia | - | 19-24' | Yes | No | 29 | 21 | 21 | No | 50% | 50% Prune | 21 | No | 50% | 50% Prune |
| PA-330-E | Blackwood acacia | - | 19-24' | Yes | No | 29 | 21 | 21 | No | 50% | 50% Prune | 21 | No | 50% | 50% Prune |

Tree Inventory Analysis with Revised ESZ Estimates for FEIR and Mitigation Test Areas

| Tree ID | Common Name | Trunk to Rail | Canopy to Rail | DEIR Impact | DEIR Remove | Min. Distance T:R | Min. Dist. C:R | FEIR ESZ | FEIR Removal | FEIR Prune | FEIR Cat | Mitigated ESZ | Mitigated Removal | Mitigated Prune | Mitigated Cat |
|----------|-------------------------|---------------|----------------|-------------|-------------|-------------------|----------------|----------|--------------|------------|------------|---------------|-------------------|-----------------|---------------|
| PA-331-E | Coast Live Oak | - | 19-24' | Yes | No | 29 | 21 | 21 | No | 50% | 50% Prune | 21 | No | 50% | 50% Prune |
| PA-332-E | Blackwood acacia | - | 19-24' | Yes | No | 29 | 21 | 21 | No | 50% | 50% Prune | 21 | No | 50% | 50% Prune |
| PA-333-E | Blackwood acacia | - | 19-24' | Yes | No | 29 | 21 | 21 | No | 50% | 50% Prune | 21 | No | 50% | 50% Prune |
| PA-334-E | Blackwood acacia | - | 19-24' | Yes | No | 29 | 21 | 21 | No | 50% | 50% Prune | 21 | No | 50% | 50% Prune |
| PA-335-E | Blackwood acacia | - | 19-24' | Yes | No | 29 | 21 | 21 | No | 50% | 50% Prune | 21 | No | 50% | 50% Prune |
| PA-336-E | Blackwood acacia | - | 19-24' | Yes | No | 29 | 21 | 21 | No | 50% | 50% Prune | 21 | No | 50% | 50% Prune |
| PA-337-E | Blackwood acacia | - | 19-24' | Yes | No | 29 | 21 | 21 | No | 50% | 50% Prune | 21 | No | 50% | 50% Prune |
| PA-338-E | Blackwood acacia | - | 19-24' | Yes | No | 29 | 21 | 21 | No | 50% | 50% Prune | 21 | No | 50% | 50% Prune |
| PA-339-E | Blackwood acacia | - | 19-24' | Yes | No | 29 | 21 | 21 | No | 50% | 50% Prune | 21 | No | 50% | 50% Prune |
| PA-340-E | Blackwood acacia | - | 19-24' | Yes | No | 29 | 21 | 21 | No | 50% | 50% Prune | 21 | No | 50% | 50% Prune |
| PA-341-E | Blackwood acacia | - | 14-18' | Yes | No | 29 | 16 | 21 | No | Yes | Prune | 21 | No | Yes | Prune |
| PA-342-E | Coast Live Oak | 24-29' | - | Yes | 25% | 24 | 4 | 21 | No | Yes | Prune | 21 | No | Yes | Prune |
| PA-343-E | Holly leaf cherry | - | 19-24' | Yes | No | 29 | 21 | 21 | No | 50% | 50% Prune | 21 | No | 50% | 50% Prune |
| PA-344-E | Coast Live Oak | 24-29' | - | Yes | 25% | 24 | 4 | 21 | No | Yes | Prune | 21 | No | Yes | Prune |
| PA-345-E | Blackwood acacia | - | 19-24' | Yes | No | 29 | 21 | 21 | No | 50% | 50% Prune | 21 | No | 50% | 50% Prune |
| PA-346-E | Blackwood acacia | - | 19-24' | Yes | No | 29 | 21 | 21 | No | 50% | 50% Prune | 21 | No | 50% | 50% Prune |
| PA-347-E | Blackwood acacia | 24-29' | - | Yes | 25% | 24 | 4 | 21 | No | Yes | Prune | 21 | No | Yes | Prune |
| PA-348-E | Blackwood acacia | 24-29' | - | Yes | 25% | 24 | 4 | 21 | No | Yes | Prune | 21 | No | Yes | Prune |
| PA-349-E | Blackwood acacia | - | 19-24' | Yes | No | 29 | 21 | 21 | No | 50% | 50% Prune | 21 | No | 50% | 50% Prune |
| PA-350-E | Coast Live Oak | - | 24-29' | No | No | 29 | 24 | 21 | No | No | No Impact | 21 | No | No | No Impact |
| PA-351-E | Blackwood acacia | 24-29' | - | Yes | 25% | 24 | 4 | 21 | No | Yes | Prune | 21 | No | Yes | Prune |
| PA-352-E | Coast Live Oak | 24-29' | - | Yes | 25% | 24 | 4 | 21 | No | Yes | Prune | 21 | No | Yes | Prune |
| PA-353-E | Coast Live Oak | 24-29' | - | Yes | 25% | 24 | 4 | 21 | No | Yes | Prune | 21 | No | Yes | Prune |
| PA-354-E | Holly Oak | 24-29' | - | Yes | 25% | 24 | 4 | 21 | No | Yes | Prune | 21 | No | Yes | Prune |
| PA-355-E | Holly Oak | 24-29' | - | Yes | 25% | 24 | 4 | 21 | No | Yes | Prune | 21 | No | Yes | Prune |
| PA-1-W | Blue gum | - | 09-13' | Yes | No | 29 | 9 | 21 | No | Yes | Prune | 21 | No | Yes | Prune |
| PA-2-W | Blue gum | - | 14-18' | Yes | No | 29 | 16 | 21 | No | Yes | Prune | 21 | No | Yes | Prune |
| PA-3-W | Coast Live Oak | - | 19-24' | Yes | No | 29 | 21 | 21 | No | 50% | 50% Prune | 21 | No | 50% | 50% Prune |
| PA-4-W | Blue gum | - | 14-18' | Yes | No | 29 | 16 | 21 | No | Yes | Prune | 21 | No | Yes | Prune |
| PA-5-W | Blue gum | - | 14-18' | Yes | No | 29 | 16 | 21 | No | Yes | Prune | 21 | No | Yes | Prune |
| PA-6-W | Blue gum | 24-29' | - | Yes | 25% | 24 | 4 | 21 | No | Yes | Prune | 21 | No | Yes | Prune |
| PA-7-W | California black walnut | - | 24-29' | No | No | 29 | 24 | 21 | | | No Impact | 21 | No | No | No Impact |
| PA-8-W | California black walnut | - | 19-24' | Yes | No | 29 | 21 | 21 | No | 50% | 50% Prune | 21 | No | 50% | 50% Prune |
| PA-9-W | Coast Live Oak | - | 19-24' | Yes | No | 29 | 21 | 21 | No | 50% | 50% Prune | 21 | No | 50% | 50% Prune |
| PA-10-W | Tree of Heaven | 24-29' | - | Yes | 25% | 24 | 4 | 21 | No | Yes | Prune | 21 | No | Yes | Prune |
| PA-11-W | Coast Live Oak | - | 24-29' | No | No | 29 | 24 | 21 | No | No | No Impact | 21 | No | No | No Impact |
| PA-12-W | Coast Live Oak | - | 24-29' | No | No | 29 | 24 | 21 | No | No | No Impact | 21 | No | No | No Impact |
| PA-13-W | Blue gum | - | 14-18' | Yes | No | 29 | 16 | 21 | No | Yes | Prune | 21 | No | Yes | Prune |
| PA-14-W | Coast Live Oak | 24-29' | - | Yes | 25% | 24 | 4 | 21 | No | Yes | Prune | 21 | No | Yes | Prune |
| PA-15-W | California pepper | 19-24' | - | Yes | Yes | 21 | 4 | 21 | 50% | No | 50% Remove | 21 | 50% | No | 50% Remove |
| PA-16-W | California pepper | 19-24' | - | Yes | Yes | 21 | 4 | 21 | 50% | No | 50% Remove | 21 | 50% | No | 50% Remove |
| PA-17-W | Coast Live Oak | 19-24' | - | Yes | Yes | 21 | 4 | 21 | 50% | No | 50% Remove | 21 | 50% | No | 50% Remove |
| PA-18-W | English Walnut | 19-24' | - | Yes | Yes | 21 | 4 | 21 | 50% | No | 50% Remove | 21 | 50% | No | 50% Remove |
| PA-19-W | Coast Live Oak | 19-24' | - | Yes | Yes | 21 | 4 | 21 | 50% | No | 50% Remove | 21 | 50% | No | 50% Remove |
| PA-20-W | Coast Live Oak | 24-29' | - | Yes | 25% | 24 | 4 | 21 | No | Yes | Prune | 21 | No | Yes | Prune |
| PA-21-W | Chinese pistache | 24-29' | - | Yes | 25% | 24 | 4 | 21 | No | Yes | Prune | 21 | No | Yes | Prune |
| PA-22-W | Chinese pistache | 24-29' | - | Yes | 25% | 24 | 4 | 21 | No | Yes | Prune | 21 | No | Yes | Prune |
| PA-23-W | Coast Live Oak | 24-29' | - | Yes | 25% | 24 | 4 | 21 | No | Yes | Prune | 21 | No | Yes | Prune |
| PA-24-W | Coast Live Oak | 19-24' | - | Yes | Yes | 21 | 4 | 21 | 50% | No | 50% Remove | 21 | 50% | No | 50% Remove |
| PA-25-W | Carob | 19-24' | - | Yes | Yes | 21 | 4 | 21 | 50% | No | 50% Remove | 21 | 50% | No | 50% Remove |
| PA-26-W | Carob | 19-24' | - | Yes | Yes | 21 | 4 | 21 | 50% | No | 50% Remove | 21 | 50% | No | 50% Remove |
| PA-27-W | Carob | 19-24' | - | Yes | Yes | 21 | 4 | 21 | 50% | No | 50% Remove | 21 | 50% | No | 50% Remove |

Tree Inventory Analysis with Revised ESZ Estimates for FEIR and Mitigation Test Areas

| Tree ID | Common Name | Trunk to Rail | Canopy to Rail | DEIR Impact | DEIR Remove | Min. Distance T:R | Min. Dist. C:R | FEIR ESZ | FEIR Removal | FEIR Prune | FEIR Cat | Mitigated ESZ | Mitigated Removal | Mitigated Prune | Mitigated Cat |
|---------|-------------------|---------------|----------------|-------------|-------------|-------------------|----------------|----------|--------------|------------|------------|---------------|-------------------|-----------------|---------------|
| PA-28-W | Carob | 19-24' | - | Yes | Yes | 21 | 4 | 21 | 50% | No | 50% Remove | 21 | 50% | No | 50% Remove |
| PA-29-W | Carob | 19-24' | - | Yes | Yes | 21 | 4 | 21 | 50% | No | 50% Remove | 21 | 50% | No | 50% Remove |
| PA-30-W | Carob | 19-24' | - | Yes | Yes | 21 | 4 | 21 | 50% | No | 50% Remove | 21 | 50% | No | 50% Remove |
| PA-31-W | Deodar cedar | - | 14-18' | Yes | No | 29 | 16 | 21 | No | Yes | Prune | 21 | No | Yes | Prune |
| PA-32-W | Deodar cedar | - | 14-18' | Yes | No | 29 | 16 | 21 | No | Yes | Prune | 21 | No | Yes | Prune |
| PA-33-W | Coast Live Oak | 24-29' | - | Yes | 25% | 24 | 4 | 21 | No | Yes | Prune | 21 | No | Yes | Prune |
| PA-34-W | Coast Live Oak | 24-29' | - | Yes | 25% | 24 | 4 | 21 | No | Yes | Prune | 21 | No | Yes | Prune |
| PA-35-W | Deodar cedar | - | 14-18' | Yes | No | 29 | 16 | 21 | No | Yes | Prune | 21 | No | Yes | Prune |
| PA-36-W | Carrotwood | 24-29' | - | Yes | 25% | 24 | 4 | 21 | No | Yes | Prune | 21 | No | Yes | Prune |
| PA-37-W | Evergreen elm | - | 19-24' | Yes | No | 29 | 21 | 21 | No | 50% | 50% Prune | 21 | No | 50% | 50% Prune |
| PA-38-W | Evergreen elm | - | 19-24' | Yes | No | 29 | 21 | 21 | No | 50% | 50% Prune | 21 | No | 50% | 50% Prune |
| PA-39-W | Evergreen elm | - | 19-24' | Yes | No | 29 | 21 | 21 | No | 50% | 50% Prune | 21 | No | 50% | 50% Prune |
| PA-40-W | Evergreen elm | - | 19-24' | Yes | No | 29 | 21 | 21 | No | 50% | 50% Prune | 21 | No | 50% | 50% Prune |
| PA-41-W | Evergreen elm | - | 19-24' | Yes | No | 29 | 21 | 21 | No | 50% | 50% Prune | 21 | No | 50% | 50% Prune |
| PA-42-W | Evergreen elm | - | 19-24' | Yes | No | 29 | 21 | 21 | No | 50% | 50% Prune | 21 | No | 50% | 50% Prune |
| PA-43-W | Evergreen elm | - | 19-24' | Yes | No | 29 | 21 | 21 | No | 50% | 50% Prune | 21 | No | 50% | 50% Prune |
| PA-44-W | Evergreen elm | - | 19-24' | Yes | No | 29 | 21 | 21 | No | 50% | 50% Prune | 21 | No | 50% | 50% Prune |
| PA-45-W | Evergreen elm | - | 14-18' | Yes | No | 29 | 16 | 21 | No | Yes | Prune | 21 | No | Yes | Prune |
| PA-46-W | Evergreen elm | - | 19-24' | Yes | No | 29 | 21 | 21 | No | 50% | 50% Prune | 21 | No | 50% | 50% Prune |
| PA-47-W | Evergreen elm | - | 19-24' | Yes | No | 29 | 21 | 21 | No | 50% | 50% Prune | 21 | No | 50% | 50% Prune |
| PA-48-W | Evergreen elm | - | 19-24' | Yes | No | 29 | 21 | 21 | No | 50% | 50% Prune | 21 | No | 50% | 50% Prune |
| PA-49-W | Evergreen elm | - | 19-24' | Yes | No | 29 | 21 | 21 | No | 50% | 50% Prune | 21 | No | 50% | 50% Prune |
| PA-50-W | Evergreen elm | - | 24-29' | No | No | 29 | 24 | 21 | No | No | No Impact | 21 | No | No | No Impact |
| PA-51-W | Coast Live Oak | - | 19-24' | Yes | No | 29 | 21 | 21 | No | 50% | 50% Prune | 21 | No | 50% | 50% Prune |
| PA-52-W | Coast Live Oak | - | 19-24' | Yes | No | 29 | 21 | 21 | No | 50% | 50% Prune | 21 | No | 50% | 50% Prune |
| PA-53-W | Coast Live Oak | - | 19-24' | Yes | No | 29 | 21 | 21 | No | 50% | 50% Prune | 21 | No | 50% | 50% Prune |
| PA-54-W | Coast Live Oak | - | 19-24' | Yes | No | 29 | 21 | 21 | No | 50% | 50% Prune | 21 | No | 50% | 50% Prune |
| PA-55-W | Holly leaf cherry | - | 19-24' | Yes | No | 29 | 21 | 21 | No | 50% | 50% Prune | 21 | No | 50% | 50% Prune |
| PA-56-W | Valley oak | 24-29' | - | Yes | 25% | 24 | 4 | 21 | No | Yes | Prune | 21 | No | Yes | Prune |
| PA-57-W | Coast Live Oak | 24-29' | - | Yes | 25% | 24 | 4 | 21 | No | Yes | Prune | 21 | No | Yes | Prune |
| PA-58-W | California pepper | - | 19-24' | Yes | No | 29 | 21 | 21 | No | 50% | 50% Prune | 21 | No | 50% | 50% Prune |
| PA-59-W | Coast Live Oak | 24-29' | - | Yes | 25% | 24 | 4 | 21 | No | Yes | Prune | 21 | No | Yes | Prune |
| PA-60-W | California pepper | - | 19-24' | Yes | No | 29 | 21 | 21 | No | 50% | 50% Prune | 21 | No | 50% | 50% Prune |
| PA-61-W | Holly Oak | 24-29' | - | Yes | 25% | 24 | 4 | 21 | No | Yes | Prune | 21 | No | Yes | Prune |
| PA-62-W | Coast Live Oak | 24-29' | - | Yes | 25% | 24 | 4 | 21 | No | Yes | Prune | 21 | No | Yes | Prune |
| PA-63-W | Tree of Heaven | - | 24-29' | No | No | 29 | 24 | 21 | No | No | No Impact | 21 | No | No | No Impact |
| PA-64-W | Coast Redwood | - | 24-29' | No | No | 29 | 24 | 21 | No | No | No Impact | 21 | No | No | No Impact |
| PA-65-W | Coast Live Oak | - | 24-29' | No | No | 29 | 24 | 21 | No | No | No Impact | 21 | No | No | No Impact |
| PA-66-W | Coast Live Oak | - | 24-29' | No | No | 29 | 24 | 21 | No | No | No Impact | 21 | No | No | No Impact |
| PA-67-W | Coast Live Oak | - | 24-29' | No | No | 29 | 24 | 21 | No | No | No Impact | 21 | No | No | No Impact |
| PA-68-W | Coast Live Oak | - | 24-29' | No | No | 29 | 24 | 21 | No | No | No Impact | 21 | No | No | No Impact |
| PA-69-W | Coast Live Oak | - | 24-29' | No | No | 29 | 24 | 21 | No | No | No Impact | 21 | No | No | No Impact |
| PA-70-W | Coast Live Oak | - | 24-29' | No | No | 29 | 24 | 21 | No | No | No Impact | 21 | No | No | No Impact |
| PA-71-W | Coast Live Oak | - | 24-29' | No | No | 29 | 24 | 21 | No | No | No Impact | 21 | No | No | No Impact |
| PA-72-W | Coast Live Oak | - | 24-29' | No | No | 29 | 24 | 21 | No | No | No Impact | 21 | No | No | No Impact |
| PA-73-W | Coast Live Oak | - | 24-29' | No | No | 29 | 24 | 21 | No | No | No Impact | 21 | No | No | No Impact |
| PA-74-W | Coast Live Oak | - | 24-29' | No | No | 29 | 24 | 21 | No | No | No Impact | 21 | No | No | No Impact |
| PA-75-W | Coast Live Oak | - | 24-29' | No | No | 29 | 24 | 21 | No | No | No Impact | 21 | No | No | No Impact |
| PA-76-W | Coast Live Oak | - | 24-29' | No | No | 29 | 24 | 21 | No | No | No Impact | 21 | No | No | No Impact |
| PA-77-W | Coast Live Oak | - | 24-29' | No | No | 29 | 24 | 21 | No | No | No Impact | 21 | No | No | No Impact |
| PA-78-W | Coast Live Oak | - | 24-29' | No | No | 29 | 24 | 21 | No | No | No Impact | 21 | No | No | No Impact |
| PA-79-W | Coast Live Oak | - | 24-29' | No | No | 29 | 24 | 21 | No | No | No Impact | 21 | No | No | No Impact |
| PA-80-W | Coast Live Oak | - | 24-29' | No | No | 29 | 24 | 21 | No | No | No Impact | 21 | No | No | No Impact |
| PA-81-W | Coast Live Oak | - | 24-29' | No | No | 29 | 24 | 21 | No | No | No Impact | 21 | No | No | No Impact |

Tree Inventory Analysis with Revised ESZ Estimates for FEIR and Mitigation Test Areas

| Tree ID | Common Name | Trunk to Rail | Canopy to Rail | DEIR Impact | DEIR Remove | Min. Distance T:R | Min. Dist. C:R | FEIR ESZ | FEIR Removal | FEIR Prune | FEIR Cat | Mitigated ESZ | Mitigated Removal | Mitigated Prune | Mitigated Cat |
|----------|----------------|---------------|----------------|-------------|-------------|-------------------|----------------|----------|--------------|------------|------------|---------------|-------------------|-----------------|---------------|
| PA-82-W | Coast Live Oak | - | 24-29' | No | No | 29 | 24 | 21 | No | No | No Impact | 21 | No | No | No Impact |
| PA-83-W | Coast Live Oak | - | 24-29' | No | No | 29 | 24 | 21 | No | No | No Impact | 21 | No | No | No Impact |
| PA-84-W | Coast Live Oak | - | 24-29' | No | No | 29 | 24 | 21 | No | No | No Impact | 21 | No | No | No Impact |
| PA-85-W | Tree of Heaven | - | 19-24' | Yes | No | 29 | 21 | 21 | No | 50% | 50% Prune | 21 | No | 50% | 50% Prune |
| PA-86-W | Aleppo pine | - | 19-24' | Yes | No | 29 | 21 | 21 | No | 50% | 50% Prune | 21 | No | 50% | 50% Prune |
| PA-87-W | Aleppo pine | - | 19-24' | Yes | No | 29 | 21 | 21 | No | 50% | 50% Prune | 21 | No | 50% | 50% Prune |
| PA-88-W | Aleppo pine | - | 19-24' | Yes | No | 29 | 21 | 21 | No | 50% | 50% Prune | 21 | No | 50% | 50% Prune |
| PA-89-W | Aleppo pine | - | 24-29' | No | No | 29 | 24 | 21 | No | No | No Impact | 21 | No | No | No Impact |
| PA-90-W | Aleppo pine | - | 24-29' | No | No | 29 | 24 | 21 | No | No | No Impact | 21 | No | No | No Impact |
| PA-91-W | Aleppo pine | - | 19-24' | Yes | No | 29 | 21 | 21 | No | 50% | 50% Prune | 21 | No | 50% | 50% Prune |
| PA-92-W | Aleppo pine | - | 14-18' | Yes | No | 29 | 16 | 21 | No | Yes | Prune | 21 | No | Yes | Prune |
| PA-93-W | Aleppo pine | - | 24-29' | No | No | 29 | 24 | 21 | No | No | No Impact | 21 | No | No | No Impact |
| PA-94-W | Aleppo pine | - | 14-18' | Yes | No | 29 | 16 | 21 | No | Yes | Prune | 21 | No | Yes | Prune |
| PA-95-W | Aleppo pine | - | 19-24' | Yes | No | 29 | 21 | 21 | No | 50% | 50% Prune | 21 | No | 50% | 50% Prune |
| PA-96-W | Aleppo pine | - | 14-18' | Yes | No | 29 | 16 | 21 | No | Yes | Prune | 21 | No | Yes | Prune |
| PA-97-W | Aleppo pine | - | 19-24' | Yes | No | 29 | 21 | 21 | No | 50% | 50% Prune | 21 | No | 50% | 50% Prune |
| PA-98-W | Aleppo pine | - | 24-29' | No | No | 29 | 24 | 21 | No | No | No Impact | 21 | No | No | No Impact |
| PA-99-W | Aleppo pine | - | 14-18' | Yes | No | 29 | 16 | 21 | No | Yes | Prune | 21 | No | Yes | Prune |
| PA-100-W | Coast Redwood | - | 24-29' | No | No | 29 | 24 | 21 | No | No | No Impact | 21 | No | No | No Impact |
| PA-101-W | Coast Redwood | - | 19-24' | Yes | No | 29 | 21 | 21 | No | 50% | 50% Prune | 21 | No | 50% | 50% Prune |
| PA-102-W | Coast Redwood | - | 19-24' | Yes | No | 29 | 21 | 21 | No | 50% | 50% Prune | 21 | No | 50% | 50% Prune |
| PA-103-W | Coast Redwood | - | 19-24' | Yes | No | 29 | 21 | 21 | No | 50% | 50% Prune | 21 | No | 50% | 50% Prune |
| PA-104-W | Coast Redwood | - | 19-24' | Yes | No | 29 | 21 | 21 | No | 50% | 50% Prune | 21 | No | 50% | 50% Prune |
| PA-105-W | Glossy privet | 19-24' | - | Yes | Yes | 21 | 4 | 21 | 50% | No | 50% Remove | 21 | 50% | No | 50% Remove |
| PA-106-W | Glossy privet | 19-24' | - | Yes | Yes | 21 | 4 | 21 | 50% | No | 50% Remove | 21 | 50% | No | 50% Remove |
| PA-107-W | Coast Live Oak | 19-24' | - | Yes | Yes | 21 | 4 | 21 | 50% | No | 50% Remove | 21 | 50% | No | 50% Remove |
| PA-108-W | Coast Live Oak | 14-18' | - | Yes | Yes | 16 | 4 | 21 | Yes | No | Remove | 21 | Yes | No | Remove |
| PA-109-W | Coast Live Oak | 14-18' | - | Yes | Yes | 16 | 4 | 21 | Yes | No | Remove | 21 | Yes | No | Remove |
| PA-110-W | Coast Live Oak | 14-18' | - | Yes | Yes | 16 | 4 | 21 | Yes | No | Remove | 21 | Yes | No | Remove |
| PA-111-W | Coast Live Oak | 14-18' | - | Yes | Yes | 16 | 4 | 21 | Yes | No | Remove | 21 | Yes | No | Remove |
| PA-112-W | Coast Live Oak | 14-18' | - | Yes | Yes | 16 | 4 | 21 | Yes | No | Remove | 21 | Yes | No | Remove |
| PA-113-W | Coast Live Oak | 14-18' | - | Yes | Yes | 16 | 4 | 21 | Yes | No | Remove | 21 | Yes | No | Remove |
| PA-114-W | Coast Live Oak | 19-24' | - | Yes | Yes | 21 | 4 | 21 | 50% | No | 50% Remove | 21 | 50% | No | 50% Remove |
| PA-115-W | Coast Live Oak | 19-24' | - | Yes | Yes | 21 | 4 | 21 | 50% | No | 50% Remove | 21 | 50% | No | 50% Remove |
| PA-116-W | Coast Live Oak | 19-24' | - | Yes | Yes | 21 | 4 | 21 | 50% | No | 50% Remove | 21 | 50% | No | 50% Remove |
| PA-117-W | Coast Live Oak | 19-24' | - | Yes | Yes | 21 | 4 | 21 | 50% | No | 50% Remove | 21 | 50% | No | 50% Remove |
| PA-118-W | Coast Redwood | - | 24-29' | No | No | 29 | 24 | 21 | No | No | No Impact | 21 | No | No | No Impact |
| PA-119-W | Coast Live Oak | - | 24-29' | No | No | 29 | 24 | 21 | No | No | No Impact | 21 | No | No | No Impact |
| PA-120-W | Coast Live Oak | - | 24-29' | No | No | 29 | 24 | 21 | No | No | No Impact | 21 | No | No | No Impact |
| PA-121-W | Coast Live Oak | - | 24-29' | No | No | 29 | 24 | 21 | No | No | No Impact | 21 | No | No | No Impact |
| PA-122-W | Coast Redwood | - | 24-29' | No | No | 29 | 24 | 21 | No | No | No Impact | 21 | No | No | No Impact |
| PA-123-W | Austrian pine | - | 19-24' | Yes | No | 29 | 21 | 21 | No | 50% | 50% Prune | 21 | No | 50% | 50% Prune |
| PA-124-W | Austrian pine | 24-29' | - | Yes | 25% | 24 | 4 | 21 | No | Yes | Prune | 21 | No | Yes | Prune |
| PA-125-W | Monterey pine | 19-24' | - | Yes | Yes | 21 | 4 | 21 | 50% | No | 50% Remove | 21 | 50% | No | 50% Remove |
| PA-126-W | Monterey pine | 19-24' | - | Yes | Yes | 21 | 4 | 21 | 50% | No | 50% Remove | 21 | 50% | No | 50% Remove |
| PA-127-W | Austrian pine | 19-24' | - | Yes | Yes | 21 | 4 | 21 | 50% | No | 50% Remove | 21 | 50% | No | 50% Remove |
| PA-128-W | Austrian pine | 19-24' | - | Yes | Yes | 21 | 4 | 21 | 50% | No | 50% Remove | 21 | 50% | No | 50% Remove |
| PA-129-W | Austrian pine | 19-24' | - | Yes | Yes | 21 | 4 | 21 | 50% | No | 50% Remove | 21 | 50% | No | 50% Remove |
| PA-130-W | Austrian pine | 24-29' | - | Yes | 25% | 24 | 4 | 21 | No | Yes | Prune | 21 | No | Yes | Prune |
| PA-131-W | Austrian pine | 19-24' | - | Yes | Yes | 21 | 4 | 21 | 50% | No | 50% Remove | 21 | 50% | No | 50% Remove |
| PA-132-W | Austrian pine | 19-24' | - | Yes | Yes | 21 | 4 | 21 | 50% | No | 50% Remove | 21 | 50% | No | 50% Remove |
| PA-133-W | Austrian pine | 19-24' | - | Yes | Yes | 21 | 4 | 21 | 50% | No | 50% Remove | 21 | 50% | No | 50% Remove |
| PA-134-W | Bailey acacia | 24-29' | - | Yes | 25% | 24 | 4 | 21 | No | Yes | Prune | 21 | No | Yes | Prune |
| PA-135-W | Bailey acacia | 24-29' | - | Yes | 25% | 24 | 4 | 21 | No | Yes | Prune | 21 | No | Yes | Prune |

Tree Inventory Analysis with Revised ESZ Estimates for FEIR and Mitigation Test Areas

| Tree ID | Common Name | Trunk to Rail | Canopy to Rail | DEIR Impact | DEIR Remove | Min. Distance T:R | Min. Dist. C:R | FEIR ESZ | FEIR Removal | FEIR Prune | FEIR Cat | Mitigated ESZ | Mitigated Removal | Mitigated Prune | Mitigated Cat |
|----------|-------------------------|---------------|----------------|-------------|-------------|-------------------|----------------|----------|--------------|------------|------------|---------------|-------------------|-----------------|---------------|
| PA-136-W | Monterey pine | - | 09-13' | Yes | No | 29 | 9 | 21 | No | Yes | Prune | 21 | No | Yes | Prune |
| PA-137-W | Bailey acacia | 24-29' | - | Yes | 25% | 24 | 4 | 21 | No | Yes | Prune | 21 | No | Yes | Prune |
| PA-138-W | Bailey acacia | 24-29' | - | Yes | 25% | 24 | 4 | 21 | No | Yes | Prune | 21 | No | Yes | Prune |
| PA-139-W | Blackwood acacia | 24-29' | - | Yes | 25% | 24 | 4 | 21 | No | Yes | Prune | 21 | No | Yes | Prune |
| PA-140-W | Coast Live Oak | 24-29' | - | Yes | 25% | 24 | 4 | 21 | No | Yes | Prune | 21 | No | Yes | Prune |
| PA-141-W | Coast Live Oak | 24-29' | - | Yes | 25% | 24 | 4 | 21 | No | Yes | Prune | 21 | No | Yes | Prune |
| PA-142-W | Coast Live Oak | 24-29' | - | Yes | 25% | 24 | 4 | 21 | No | Yes | Prune | 21 | No | Yes | Prune |
| PA-143-W | Coast Live Oak | 24-29' | - | Yes | 25% | 24 | 4 | 21 | No | Yes | Prune | 21 | No | Yes | Prune |
| PA-144-W | Coast Live Oak | 24-29' | - | Yes | 25% | 24 | 4 | 21 | No | Yes | Prune | 21 | No | Yes | Prune |
| PA-145-W | Deodar cedar | - | 14-18' | Yes | No | 29 | 16 | 21 | No | Yes | Prune | 21 | No | Yes | Prune |
| PA-146-W | Coast Live Oak | 24-29' | - | Yes | 25% | 24 | 4 | 21 | No | Yes | Prune | 21 | No | Yes | Prune |
| PA-147-W | Coast Live Oak | 24-29' | - | Yes | 25% | 24 | 4 | 21 | No | Yes | Prune | 21 | No | Yes | Prune |
| PA-148-W | Coast Live Oak | 24-29' | - | Yes | 25% | 24 | 4 | 21 | No | Yes | Prune | 21 | No | Yes | Prune |
| PA-149-W | Blackwood acacia | 24-29' | - | Yes | 25% | 24 | 4 | 21 | No | Yes | Prune | 21 | No | Yes | Prune |
| PA-150-W | Blackwood acacia | 24-29' | - | Yes | 25% | 24 | 4 | 21 | No | Yes | Prune | 21 | No | Yes | Prune |
| PA-151-W | Blackwood acacia | 24-29' | - | Yes | 25% | 24 | 4 | 21 | No | Yes | Prune | 21 | No | Yes | Prune |
| PA-152-W | Blackwood acacia | 24-29' | - | Yes | 25% | 24 | 4 | 21 | No | Yes | Prune | 21 | No | Yes | Prune |
| PA-153-W | Blackwood acacia | 24-29' | - | Yes | 25% | 24 | 4 | 21 | No | Yes | Prune | 21 | No | Yes | Prune |
| PA-154-W | Blackwood acacia | - | 09-13' | Yes | No | 29 | 9 | 21 | No | Yes | Prune | 21 | No | Yes | Prune |
| PA-155-W | Coast Live Oak | - | 09-13' | Yes | No | 29 | 9 | 21 | No | Yes | Prune | 21 | No | Yes | Prune |
| PA-156-W | California pepper | - | 14-18' | Yes | No | 29 | 16 | 21 | No | Yes | Prune | 21 | No | Yes | Prune |
| PA-157-W | Coast Live Oak | 24-29' | - | Yes | 25% | 24 | 4 | 21 | No | Yes | Prune | 21 | No | Yes | Prune |
| PA-158-W | Blackwood acacia | - | 14-18' | Yes | No | 29 | 16 | 21 | No | Yes | Prune | 21 | No | Yes | Prune |
| PA-159-W | Glossy privet | - | 24-29' | No | No | 29 | 24 | 21 | No | No | No Impact | 21 | No | No | No Impact |
| PA-160-W | Coast Live Oak | 24-29' | - | Yes | 25% | 24 | 4 | 21 | No | Yes | Prune | 21 | No | Yes | Prune |
| PA-161-W | Coast Live Oak | 24-29' | - | Yes | 25% | 24 | 4 | 21 | No | Yes | Prune | 21 | No | Yes | Prune |
| PA-162-W | California bay | 24-29' | - | Yes | 25% | 24 | 4 | 21 | No | Yes | Prune | 21 | No | Yes | Prune |
| PA-163-W | Monterey pine | 24-29' | - | Yes | 25% | 24 | 4 | 21 | No | Yes | Prune | 21 | No | Yes | Prune |
| PA-164-W | Coast Live Oak | 24-29' | - | Yes | 25% | 24 | 4 | 21 | No | Yes | Prune | 21 | No | Yes | Prune |
| PA-165-W | Coast Live Oak | 24-29' | - | Yes | 25% | 24 | 4 | 21 | No | Yes | Prune | 21 | No | Yes | Prune |
| PA-166-W | Coast Live Oak | 19-24' | - | Yes | Yes | 21 | 4 | 21 | 50% | No | 50% Remove | 21 | 50% | No | 50% Remove |
| PA-167-W | Blackwood acacia | 24-29' | - | Yes | 25% | 24 | 4 | 21 | No | Yes | Prune | 21 | No | Yes | Prune |
| PA-168-W | California pepper | - | 24-29' | No | No | 29 | 24 | 21 | No | No | No Impact | 21 | No | No | No Impact |
| PA-169-W | Blackwood acacia | 24-29' | - | Yes | 25% | 24 | 4 | 21 | No | Yes | Prune | 21 | No | Yes | Prune |
| PA-170-W | Coast Live Oak | 24-29' | - | Yes | 25% | 24 | 4 | 21 | No | Yes | Prune | 21 | No | Yes | Prune |
| PA-171-W | Coast Live Oak | 24-29' | - | Yes | 25% | 24 | 4 | 21 | No | Yes | Prune | 21 | No | Yes | Prune |
| PA-172-W | Blackwood acacia | 19-24' | - | Yes | Yes | 21 | 4 | 21 | 50% | No | 50% Remove | 21 | 50% | No | 50% Remove |
| PA-173-W | Coast Live Oak | 24-29' | - | Yes | 25% | 24 | 4 | 21 | No | Yes | Prune | 21 | No | Yes | Prune |
| PA-174-W | Coast Live Oak | 24-29' | - | Yes | 25% | 24 | 4 | 21 | No | Yes | Prune | 21 | No | Yes | Prune |
| PA-175-W | Coast Live Oak | 24-29' | - | Yes | 25% | 24 | 4 | 21 | No | Yes | Prune | 21 | No | Yes | Prune |
| PA-176-W | Blue gum | 19-24' | - | Yes | Yes | 21 | 4 | 21 | 50% | No | 50% Remove | 21 | 50% | No | 50% Remove |
| PA-177-W | Blue gum | - | 09-13' | Yes | No | 29 | 9 | 21 | No | Yes | Prune | 21 | No | Yes | Prune |
| PA-178-W | Coast Live Oak | 24-29' | - | Yes | 25% | 24 | 4 | 21 | No | Yes | Prune | 21 | No | Yes | Prune |
| PA-179-W | Coast Redwood | - | 19-24' | Yes | No | 29 | 21 | 21 | No | 50% | 50% Prune | 21 | No | 50% | 50% Prune |
| PA-180-W | Coast Redwood | - | 24-29' | No | No | 29 | 24 | 21 | No | No | No Impact | 21 | No | No | No Impact |
| PA-181-W | California black walnut | - | 19-24' | Yes | No | 29 | 21 | 21 | No | 50% | 50% Prune | 21 | No | 50% | 50% Prune |
| PA-182-W | Douglas fir | - | 19-24' | Yes | No | 29 | 21 | 21 | No | 50% | 50% Prune | 21 | No | 50% | 50% Prune |
| PA-183-W | Compact blue gum | 19-24' | - | Yes | Yes | 21 | 4 | 21 | 50% | No | 50% Remove | 21 | 50% | No | 50% Remove |
| PA-184-W | Compact blue gum | 19-24' | - | Yes | Yes | 21 | 4 | 21 | 50% | No | 50% Remove | 21 | 50% | No | 50% Remove |
| PA-185-W | Coast Live Oak | 24-29' | - | Yes | 25% | 24 | 4 | 21 | No | Yes | Prune | 21 | No | Yes | Prune |
| PA-186-W | Coast Live Oak | 14-18' | - | Yes | Yes | 16 | 4 | 21 | Yes | No | Remove | 21 | Yes | No | Remove |
| PA-187-W | Coast Live Oak | 14-18' | - | Yes | Yes | 16 | 4 | 21 | Yes | No | Remove | 21 | Yes | No | Remove |
| PA-188-W | Coast Live Oak | 14-18' | - | Yes | Yes | 16 | 4 | 21 | Yes | No | Remove | 21 | Yes | No | Remove |

Tree Inventory Analysis with Revised ESZ Estimates for FEIR and Mitigation Test Areas

| Tree ID | Common Name | Trunk to Rail | Canopy to Rail | DEIR Impact | DEIR Remove | Min. Distance T:R | Min. Dist. C:R | FEIR ESZ | FEIR Removal | FEIR Prune | FEIR Cat | Mitigated ESZ | Mitigated Removal | Mitigated Prune | Mitigated Cat |
|----------|-------------------------|---------------|----------------|-------------|-------------|-------------------|----------------|----------|--------------|------------|------------|---------------|-------------------|-----------------|---------------|
| PA-189-W | Deodar cedar | - | 24-29' | No | No | 29 | 24 | 21 | No | No | No Impact | 21 | No | No | No Impact |
| PA-190-W | Deodar cedar | - | 24-29' | No | No | 29 | 24 | 21 | No | No | No Impact | 21 | No | No | No Impact |
| PA-191-W | Blue gum | 14-18' | - | Yes | Yes | 16 | 4 | 21 | Yes | No | Remove | 21 | Yes | No | Remove |
| PA-192-W | Blue gum | 14-18' | - | Yes | Yes | 16 | 4 | 21 | Yes | No | Remove | 21 | Yes | No | Remove |
| PA-193-W | Deodar cedar | - | 19-24' | Yes | No | 29 | 21 | 21 | No | 50% | 50% Prune | 21 | No | 50% | 50% Prune |
| PA-194-W | Deodar cedar | - | 24-29' | No | No | 29 | 24 | 21 | No | No | No Impact | 21 | No | No | No Impact |
| PA-195-W | Blue gum | 14-18' | - | Yes | Yes | 16 | 4 | 21 | Yes | No | Remove | 21 | Yes | No | Remove |
| PA-196-W | Blue gum | 14-18' | - | Yes | Yes | 16 | 4 | 21 | Yes | No | Remove | 21 | Yes | No | Remove |
| PA-197-W | Deodar cedar | - | 24-29' | No | No | 29 | 24 | 21 | No | No | No Impact | 21 | No | No | No Impact |
| PA-198-W | Deodar cedar | 24-29' | - | Yes | 25% | 24 | 4 | 21 | No | Yes | Prune | 21 | No | Yes | Prune |
| PA-199-W | Deodar cedar | - | 14-18' | Yes | No | 29 | 16 | 21 | No | Yes | Prune | 21 | No | Yes | Prune |
| PA-200-W | Coast Live Oak | 14-18' | - | Yes | Yes | 16 | 4 | 21 | Yes | No | Remove | 21 | Yes | No | Remove |
| PA-201-W | Deodar cedar | 24-29' | - | Yes | 25% | 24 | 4 | 21 | No | Yes | Prune | 21 | No | Yes | Prune |
| PA-202-W | Deodar cedar | 24-29' | - | Yes | 25% | 24 | 4 | 21 | No | Yes | Prune | 21 | No | Yes | Prune |
| PA-203-W | Deodar cedar | 24-29' | - | Yes | 25% | 24 | 4 | 21 | No | Yes | Prune | 21 | No | Yes | Prune |
| PA-204-W | Deodar cedar | 24-29' | - | Yes | 25% | 24 | 4 | 21 | No | Yes | Prune | 21 | No | Yes | Prune |
| PA-205-W | Coast Live Oak | 14-18' | - | Yes | Yes | 16 | 4 | 21 | Yes | No | Remove | 21 | Yes | No | Remove |
| PA-206-W | Manna gum | 14-18' | - | Yes | Yes | 16 | 4 | 21 | Yes | No | Remove | 21 | Yes | No | Remove |
| PA-207-W | Coast Live Oak | 14-18' | - | Yes | Yes | 16 | 4 | 21 | Yes | No | Remove | 21 | Yes | No | Remove |
| PA-208-W | Cedar of Lebanon | 24-29' | - | Yes | 25% | 24 | 4 | 21 | No | Yes | Prune | 21 | No | Yes | Prune |
| PA-209-W | Coast Live Oak | 14-18' | - | Yes | Yes | 16 | 4 | 21 | Yes | No | Remove | 21 | Yes | No | Remove |
| PA-210-W | Cedar of Lebanon | 24-29' | - | Yes | 25% | 24 | 4 | 21 | No | Yes | Prune | 21 | No | Yes | Prune |
| PA-211-W | Manna gum | 19-24' | - | Yes | Yes | 21 | 4 | 21 | 50% | No | 50% Remove | 21 | 50% | No | 50% Remove |
| PA-212-W | Coast Live Oak | 14-18' | - | Yes | Yes | 16 | 4 | 21 | Yes | No | Remove | 21 | Yes | No | Remove |
| PA-213-W | Coast Live Oak | 19-24' | - | Yes | Yes | 21 | 4 | 21 | 50% | No | 50% Remove | 21 | 50% | No | 50% Remove |
| PA-214-W | Coast Live Oak | 14-18' | - | Yes | Yes | 16 | 4 | 21 | Yes | No | Remove | 21 | Yes | No | Remove |
| PA-215-W | Holly Oak | 14-18' | - | Yes | Yes | 16 | 4 | 21 | Yes | No | Remove | 21 | Yes | No | Remove |
| PA-216-W | Coast Live Oak | 19-24' | - | Yes | Yes | 21 | 4 | 21 | 50% | No | 50% Remove | 21 | 50% | No | 50% Remove |
| PA-217-W | Holly Oak | 19-24' | - | Yes | Yes | 21 | 4 | 21 | 50% | No | 50% Remove | 21 | 50% | No | 50% Remove |
| PA-218-W | California black walnut | 24-29' | - | Yes | 25% | 24 | 4 | 21 | No | Yes | Prune | 21 | No | Yes | Prune |
| PA-219-W | Blackwood acacia | - | 14-18' | Yes | No | 29 | 16 | 21 | No | Yes | Prune | 21 | No | Yes | Prune |
| PA-220-W | Blue gum | - | 24-29' | No | No | 29 | 24 | 21 | No | No | No Impact | 21 | No | No | No Impact |
| PA-221-W | Blackwood acacia | 24-29' | - | Yes | 25% | 24 | 4 | 21 | No | Yes | Prune | 21 | No | Yes | Prune |
| PA-222-W | Fremont cottonwood | - | 24-29' | No | No | 29 | 24 | 21 | No | No | No Impact | 21 | No | No | No Impact |
| PA-223-W | Blackwood acacia | - | 24-29' | No | No | 29 | 24 | 21 | No | No | No Impact | 21 | No | No | No Impact |
| PA-224-W | Coast Live Oak | - | 24-29' | No | No | 29 | 24 | 21 | No | No | No Impact | 21 | No | No | No Impact |
| PA-225-W | Coast Live Oak | - | 24-29' | No | No | 29 | 24 | 21 | No | No | No Impact | 21 | No | No | No Impact |
| PA-226-W | Tree of Heaven | - | 24-29' | No | No | 29 | 24 | 21 | No | No | No Impact | 21 | No | No | No Impact |
| PA-227-W | Coast Live Oak | 24-29' | - | Yes | 25% | 24 | 4 | 21 | No | Yes | Prune | 21 | No | Yes | Prune |
| PA-228-W | Coast Live Oak | 24-29' | - | Yes | 25% | 24 | 4 | 21 | No | Yes | Prune | 21 | No | Yes | Prune |
| PA-229-W | Coast Live Oak | - | 19-24' | Yes | No | 29 | 21 | 21 | No | 50% | 50% Prune | 21 | No | 50% | 50% Prune |
| PA-230-W | River red gum | - | 19-24' | Yes | No | 29 | 21 | 21 | No | 50% | 50% Prune | 21 | No | 50% | 50% Prune |
| PA-231-W | River red gum | - | 09-13' | Yes | No | 29 | 9 | 21 | No | Yes | Prune | 21 | No | Yes | Prune |
| PA-232-W | Holly Oak | 19-24' | - | Yes | Yes | 21 | 4 | 21 | 50% | No | 50% Remove | 21 | 50% | No | 50% Remove |
| S-1-E | London plane | - | 24-29' | No | No | 29 | 24 | 21 | No | No | No Impact | 21 | No | No | No Impact |
| S-2-E | London plane | - | 24-29' | No | No | 29 | 24 | 21 | No | No | No Impact | 21 | No | No | No Impact |
| S-3-E | Podocarpus | - | 24-29' | No | No | 29 | 24 | 21 | No | No | No Impact | 21 | No | No | No Impact |
| S-4-E | Podocarpus | - | 24-29' | No | No | 29 | 24 | 21 | No | No | No Impact | 21 | No | No | No Impact |
| S-5-E | Podocarpus | - | 24-29' | No | No | 29 | 24 | 21 | No | No | No Impact | 21 | No | No | No Impact |
| S-6-E | Podocarpus | - | 24-29' | No | No | 29 | 24 | 21 | No | No | No Impact | 21 | No | No | No Impact |
| S-7-E | Podocarpus | - | 24-29' | No | No | 29 | 24 | 21 | No | No | No Impact | 21 | No | No | No Impact |
| S-8-E | Podocarpus | - | 24-29' | No | No | 29 | 24 | 21 | No | No | No Impact | 21 | No | No | No Impact |
| S-9-E | Podocarpus | - | 19-24' | Yes | No | 29 | 21 | 21 | No | 50% | 50% Prune | 21 | No | 50% | 50% Prune |

Tree Inventory Analysis with Revised ESZ Estimates for FEIR and Mitigation Test Areas

| Tree ID | Common Name | Trunk to Rail | Canopy to Rail | DEIR Impact | DEIR Remove | Min. Distance T:R | Min. Dist. C:R | FEIR ESZ | FEIR Removal | FEIR Prune | FEIR Cat | Mitigated ESZ | Mitigated Removal | Mitigated Prune | Mitigated Cat |
|---------|--------------------|---------------|----------------|-------------|-------------|-------------------|----------------|----------|--------------|------------|-----------|---------------|-------------------|-----------------|---------------|
| S-10-E | Podocarpus | - | 19-24' | Yes | No | 29 | 21 | 21 | No | 50% | 50% Prune | 21 | No | 50% | 50% Prune |
| S-11-E | Podocarpus | - | 19-24' | Yes | No | 29 | 21 | 21 | No | 50% | 50% Prune | 21 | No | 50% | 50% Prune |
| S-12-E | Podocarpus | - | 19-24' | Yes | No | 29 | 21 | 21 | No | 50% | 50% Prune | 21 | No | 50% | 50% Prune |
| S-13-E | Podocarpus | - | 19-24' | Yes | No | 29 | 21 | 21 | No | 50% | 50% Prune | 21 | No | 50% | 50% Prune |
| S-14-E | Podocarpus | - | 19-24' | Yes | No | 29 | 21 | 21 | No | 50% | 50% Prune | 21 | No | 50% | 50% Prune |
| S-15-E | Podocarpus | - | 19-24' | Yes | No | 29 | 21 | 21 | No | 50% | 50% Prune | 21 | No | 50% | 50% Prune |
| S-16-E | Podocarpus | - | 19-24' | Yes | No | 29 | 21 | 21 | No | 50% | 50% Prune | 21 | No | 50% | 50% Prune |
| S-17-E | Podocarpus | - | 19-24' | Yes | No | 29 | 21 | 21 | No | 50% | 50% Prune | 21 | No | 50% | 50% Prune |
| S-18-E | Podocarpus | - | 19-24' | Yes | No | 29 | 21 | 21 | No | 50% | 50% Prune | 21 | No | 50% | 50% Prune |
| S-19-E | Podocarpus | - | 19-24' | Yes | No | 29 | 21 | 21 | No | 50% | 50% Prune | 21 | No | 50% | 50% Prune |
| S-20-E | London plane | - | 24-29' | No | No | 29 | 24 | 21 | No | No | No Impact | 21 | No | No | No Impact |
| S-21-E | Podocarpus | - | 19-24' | Yes | No | 29 | 21 | 21 | No | 50% | 50% Prune | 21 | No | 50% | 50% Prune |
| S-22-E | Podocarpus | - | 19-24' | Yes | No | 29 | 21 | 21 | No | 50% | 50% Prune | 21 | No | 50% | 50% Prune |
| S-23-E | Podocarpus | - | 19-24' | Yes | No | 29 | 21 | 21 | No | 50% | 50% Prune | 21 | No | 50% | 50% Prune |
| S-24-E | Podocarpus | - | 19-24' | Yes | No | 29 | 21 | 21 | No | 50% | 50% Prune | 21 | No | 50% | 50% Prune |
| S-25-E | Podocarpus | - | 19-24' | Yes | No | 29 | 21 | 21 | No | 50% | 50% Prune | 21 | No | 50% | 50% Prune |
| S-26-E | Podocarpus | - | 19-24' | Yes | No | 29 | 21 | 21 | No | 50% | 50% Prune | 21 | No | 50% | 50% Prune |
| S-27-E | London plane | - | 09-13' | Yes | No | 29 | 9 | 21 | No | Yes | Prune | 21 | No | Yes | Prune |
| S-28-E | Podocarpus | - | 19-24' | Yes | No | 29 | 21 | 21 | No | 50% | 50% Prune | 21 | No | 50% | 50% Prune |
| S-29-E | Podocarpus | - | 24-29' | No | No | 29 | 24 | 21 | No | No | No Impact | 21 | No | No | No Impact |
| S-30-E | Podocarpus | - | 24-29' | No | No | 29 | 24 | 21 | No | No | No Impact | 21 | No | No | No Impact |
| S-31-E | Podocarpus | - | 19-24' | Yes | No | 29 | 21 | 21 | No | 50% | 50% Prune | 21 | No | 50% | 50% Prune |
| S-32-E | Podocarpus | - | 19-24' | Yes | No | 29 | 21 | 21 | No | 50% | 50% Prune | 21 | No | 50% | 50% Prune |
| S-33-E | Podocarpus | - | 24-29' | No | No | 29 | 24 | 21 | No | No | No Impact | 21 | No | No | No Impact |
| S-34-E | Podocarpus | - | 19-24' | Yes | No | 29 | 21 | 21 | No | 50% | 50% Prune | 21 | No | 50% | 50% Prune |
| S-35-E | Podocarpus | - | 19-24' | Yes | No | 29 | 21 | 21 | No | 50% | 50% Prune | 21 | No | 50% | 50% Prune |
| S-36-E | Sweetgum | - | 24-29' | No | No | 29 | 24 | 21 | No | No | No Impact | 21 | No | No | No Impact |
| S-37-E | Podocarpus | - | 24-29' | No | No | 29 | 24 | 21 | No | No | No Impact | 21 | No | No | No Impact |
| S-38-E | Podocarpus | - | 14-18' | Yes | No | 29 | 16 | 21 | No | Yes | Prune | 21 | No | Yes | Prune |
| S-39-E | Podocarpus | - | 19-24' | Yes | No | 29 | 21 | 21 | No | 50% | 50% Prune | 21 | No | 50% | 50% Prune |
| S-40-E | London plane | - | 19-24' | Yes | No | 29 | 21 | 21 | No | 50% | 50% Prune | 21 | No | 50% | 50% Prune |
| S-41-E | Podocarpus | - | 19-24' | Yes | No | 29 | 21 | 21 | No | 50% | 50% Prune | 21 | No | 50% | 50% Prune |
| S-42-E | Podocarpus | - | 19-24' | Yes | No | 29 | 21 | 21 | No | 50% | 50% Prune | 21 | No | 50% | 50% Prune |
| S-43-E | Podocarpus | - | 19-24' | Yes | No | 29 | 21 | 21 | No | 50% | 50% Prune | 21 | No | 50% | 50% Prune |
| S-44-E | Podocarpus | - | 19-24' | Yes | No | 29 | 21 | 21 | No | 50% | 50% Prune | 21 | No | 50% | 50% Prune |
| S-45-E | Podocarpus | - | 19-24' | Yes | No | 29 | 21 | 21 | No | 50% | 50% Prune | 21 | No | 50% | 50% Prune |
| S-46-E | Podocarpus | - | 24-29' | No | No | 29 | 24 | 21 | No | No | No Impact | 21 | No | No | No Impact |
| S-47-E | Podocarpus | - | 19-24' | Yes | No | 29 | 21 | 21 | No | 50% | 50% Prune | 21 | No | 50% | 50% Prune |
| S-48-E | Canary Island pine | - | 04-08' | Yes | No | 29 | 4 | 21 | No | Yes | Prune | 21 | No | Yes | Prune |
| S-49-E | Podocarpus | - | 19-24' | Yes | No | 29 | 21 | 21 | No | 50% | 50% Prune | 21 | No | 50% | 50% Prune |
| S-50-E | Podocarpus | - | 14-18' | Yes | No | 29 | 16 | 21 | No | Yes | Prune | 21 | No | Yes | Prune |
| S-51-E | Evergreen ash | - | 09-13' | Yes | No | 29 | 9 | 21 | No | Yes | Prune | 21 | No | Yes | Prune |
| S-52-E | Podocarpus | - | 19-24' | Yes | No | 29 | 21 | 21 | No | 50% | 50% Prune | 21 | No | 50% | 50% Prune |
| S-53-E | Canary Island pine | - | 19-24' | Yes | No | 29 | 21 | 21 | No | 50% | 50% Prune | 21 | No | 50% | 50% Prune |
| S-54-E | Canary Island pine | - | 19-24' | Yes | No | 29 | 21 | 21 | No | 50% | 50% Prune | 21 | No | 50% | 50% Prune |
| S-55-E | Canary Island pine | - | 19-24' | Yes | No | 29 | 21 | 21 | No | 50% | 50% Prune | 21 | No | 50% | 50% Prune |
| S-56-E | Evergreen ash | - | 09-13' | Yes | No | 29 | 9 | 21 | No | Yes | Prune | 21 | No | Yes | Prune |
| S-57-E | Podocarpus | - | 19-24' | Yes | No | 29 | 21 | 21 | No | 50% | 50% Prune | 21 | No | 50% | 50% Prune |
| S-58-E | Podocarpus | - | 19-24' | Yes | No | 29 | 21 | 21 | No | 50% | 50% Prune | 21 | No | 50% | 50% Prune |
| S-59-E | Evergreen ash | - | 09-13' | Yes | No | 29 | 9 | 21 | No | Yes | Prune | 21 | No | Yes | Prune |
| S-60-E | Podocarpus | - | 24-29' | No | No | 29 | 24 | 21 | No | No | No Impact | 21 | No | No | No Impact |
| S-61-E | Canary Island pine | - | 14-18' | Yes | No | 29 | 16 | 21 | No | Yes | Prune | 21 | No | Yes | Prune |
| S-62-E | Canary Island pine | - | 09-13' | Yes | No | 29 | 9 | 21 | No | Yes | Prune | 21 | No | Yes | Prune |
| S-63-E | Podocarpus | - | 19-24' | Yes | No | 29 | 21 | 21 | No | 50% | 50% Prune | 21 | No | 50% | 50% Prune |

Tree Inventory Analysis with Revised ESZ Estimates for FEIR and Mitigation Test Areas

| Tree ID | Common Name | Trunk to Rail | Canopy to Rail | DEIR Impact | DEIR Remove | Min. Distance T:R | Min. Dist. C:R | FEIR ESZ | FEIR Removal | FEIR Prune | FEIR Cat | Mitigated ESZ | Mitigated Removal | Mitigated Prune | Mitigated Cat |
|---------|--------------------|---------------|----------------|-------------|-------------|-------------------|----------------|----------|--------------|------------|------------|---------------|-------------------|-----------------|---------------|
| S-64-E | Evergreen ash | - | 14-18' | Yes | No | 29 | 16 | 21 | No | Yes | Prune | 21 | No | Yes | Prune |
| S-65-E | Podocarpus | - | 19-24' | Yes | No | 29 | 21 | 21 | No | 50% | 50% Prune | 21 | No | 50% | 50% Prune |
| S-66-E | Podocarpus | - | 24-29' | No | No | 29 | 24 | 21 | No | No | No Impact | 21 | No | No | No Impact |
| S-67-E | Evergreen ash | - | 14-18' | Yes | No | 29 | 16 | 21 | No | Yes | Prune | 21 | No | Yes | Prune |
| S-68-E | Podocarpus | - | 19-24' | Yes | No | 29 | 21 | 21 | No | 50% | 50% Prune | 21 | No | 50% | 50% Prune |
| S-69-E | Evergreen ash | - | 09-13' | Yes | No | 29 | 9 | 21 | No | Yes | Prune | 21 | No | Yes | Prune |
| S-70-E | Podocarpus | - | 19-24' | Yes | No | 29 | 21 | 21 | No | 50% | 50% Prune | 21 | No | 50% | 50% Prune |
| S-71-E | Podocarpus | - | 24-29' | No | No | 29 | 24 | 21 | No | No | No Impact | 21 | No | No | No Impact |
| S-72-E | Evergreen ash | - | 14-18' | Yes | No | 29 | 16 | 21 | No | Yes | Prune | 21 | No | Yes | Prune |
| S-73-E | Podocarpus | - | 24-29' | No | No | 29 | 24 | 21 | No | No | No Impact | 21 | No | No | No Impact |
| S-74-E | Evergreen ash | - | 09-13' | Yes | No | 29 | 9 | 21 | No | Yes | Prune | 21 | No | Yes | Prune |
| S-75-E | Podocarpus | - | 24-29' | No | No | 29 | 24 | 21 | No | No | No Impact | 21 | No | No | No Impact |
| S-76-E | Evergreen ash | - | 24-29' | No | No | 29 | 24 | 21 | No | No | No Impact | 21 | No | No | No Impact |
| S-77-E | Podocarpus | - | 19-24' | Yes | No | 29 | 21 | 21 | No | 50% | 50% Prune | 21 | No | 50% | 50% Prune |
| S-78-E | Evergreen ash | - | 19-24' | Yes | No | 29 | 21 | 21 | No | 50% | 50% Prune | 21 | No | 50% | 50% Prune |
| S-79-E | Podocarpus | - | 19-24' | Yes | No | 29 | 21 | 21 | No | 50% | 50% Prune | 21 | No | 50% | 50% Prune |
| S-80-E | Canary Island pine | - | 19-24' | Yes | No | 29 | 21 | 21 | No | 50% | 50% Prune | 21 | No | 50% | 50% Prune |
| S-81-E | Canary Island pine | - | 19-24' | Yes | No | 29 | 21 | 21 | No | 50% | 50% Prune | 21 | No | 50% | 50% Prune |
| S-82-E | California pepper | 24-29' | - | Yes | 25% | 24 | 4 | 21 | No | Yes | Prune | 21 | No | Yes | Prune |
| S-83-E | Evergreen ash | - | 14-18' | Yes | No | 29 | 16 | 21 | No | Yes | Prune | 21 | No | Yes | Prune |
| S-84-E | Canary Island pine | - | 14-18' | Yes | No | 29 | 16 | 21 | No | Yes | Prune | 21 | No | Yes | Prune |
| S-85-E | Canary Island pine | - | 14-18' | Yes | No | 29 | 16 | 21 | No | Yes | Prune | 21 | No | Yes | Prune |
| S-86-E | Raywood ash | - | 24-29' | No | No | 29 | 24 | 21 | No | No | No Impact | 21 | No | No | No Impact |
| S-87-E | Raywood ash | - | 24-29' | No | No | 29 | 24 | 21 | No | No | No Impact | 21 | No | No | No Impact |
| S-88-E | Raywood ash | - | 24-29' | No | No | 29 | 24 | 21 | No | No | No Impact | 21 | No | No | No Impact |
| S-89-E | Raywood ash | - | 24-29' | No | No | 29 | 24 | 21 | No | No | No Impact | 21 | No | No | No Impact |
| S-90-E | Raywood ash | - | 24-29' | No | No | 29 | 24 | 21 | No | No | No Impact | 21 | No | No | No Impact |
| S-91-E | Raywood ash | - | 24-29' | No | No | 29 | 24 | 21 | No | No | No Impact | 21 | No | No | No Impact |
| S-92-E | Raywood ash | - | 24-29' | No | No | 29 | 24 | 21 | No | No | No Impact | 21 | No | No | No Impact |
| S-93-E | Coast Live Oak | - | 14-18' | Yes | No | 29 | 16 | 21 | No | Yes | Prune | 21 | No | Yes | Prune |
| S-94-E | Callery pear | 19-24' | - | Yes | Yes | 21 | 4 | 21 | 50% | No | 50% Remove | 21 | 50% | No | 50% Remove |
| S-95-E | Callery pear | 19-24' | - | Yes | Yes | 21 | 4 | 21 | 50% | No | 50% Remove | 21 | 50% | No | 50% Remove |
| S-96-E | Callery pear | 19-24' | - | Yes | Yes | 21 | 4 | 21 | 50% | No | 50% Remove | 21 | 50% | No | 50% Remove |
| S-97-E | Callery pear | 19-24' | - | Yes | Yes | 21 | 4 | 21 | 50% | No | 50% Remove | 21 | 50% | No | 50% Remove |
| S-98-E | Callery pear | 24-29' | - | Yes | 25% | 24 | 4 | 21 | No | Yes | Prune | 21 | No | Yes | Prune |
| S-99-E | Callery pear | 19-24' | - | Yes | Yes | 21 | 4 | 21 | 50% | No | 50% Remove | 21 | 50% | No | 50% Remove |
| S-100-E | Callery pear | 24-29' | - | Yes | 25% | 24 | 4 | 21 | No | Yes | Prune | 21 | No | Yes | Prune |
| S-101-E | Valley oak | - | 24-29' | No | No | 29 | 24 | 21 | No | No | No Impact | 21 | No | No | No Impact |
| S-102-E | Blackwood acacia | - | 24-29' | No | No | 29 | 24 | 21 | No | No | No Impact | 21 | No | No | No Impact |
| S-103-E | Coast Live Oak | - | 24-29' | No | No | 29 | 24 | 21 | No | No | No Impact | 21 | No | No | No Impact |
| S-104-E | Callery pear | 24-29' | - | Yes | 25% | 24 | 4 | 21 | No | Yes | Prune | 21 | No | Yes | Prune |
| S-105-E | Callery pear | 24-29' | - | Yes | 25% | 24 | 4 | 21 | No | Yes | Prune | 21 | No | Yes | Prune |
| S-106-E | Callery pear | 24-29' | - | Yes | 25% | 24 | 4 | 21 | No | Yes | Prune | 21 | No | Yes | Prune |
| S-107-E | Coast Live Oak | - | 24-29' | No | No | 29 | 24 | 21 | No | No | No Impact | 21 | No | No | No Impact |
| S-108-E | Callery pear | 24-29' | - | Yes | 25% | 24 | 4 | 21 | No | Yes | Prune | 21 | No | Yes | Prune |
| S-109-E | Coast Live Oak | - | 24-29' | No | No | 29 | 24 | 21 | No | No | No Impact | 21 | No | No | No Impact |
| S-110-E | Coast Live Oak | - | 24-29' | No | No | 29 | 24 | 21 | No | No | No Impact | 21 | No | No | No Impact |
| S-111-E | Blackwood acacia | 24-29' | - | Yes | 25% | 24 | 4 | 21 | No | Yes | Prune | 21 | No | Yes | Prune |
| S-112-E | Holly Oak | 24-29' | - | Yes | 25% | 24 | 4 | 21 | No | Yes | Prune | 21 | No | Yes | Prune |
| S-113-E | Blackwood acacia | 24-29' | - | Yes | 25% | 24 | 4 | 21 | No | Yes | Prune | 21 | No | Yes | Prune |
| S-1-W | Crape myrtle | 19-24' | - | Yes | Yes | 21 | 4 | 21 | 50% | No | 50% Remove | 21 | 50% | No | 50% Remove |
| S-2-W | Bottlebrush | 24-29' | - | Yes | 25% | 24 | 4 | 21 | No | Yes | Prune | 21 | No | Yes | Prune |
| S-3-W | Crape myrtle | 19-24' | - | Yes | Yes | 21 | 4 | 21 | 50% | No | 50% Remove | 21 | 50% | No | 50% Remove |
| S-4-W | Bottlebrush | 24-29' | - | Yes | 25% | 24 | 4 | 21 | No | Yes | Prune | 21 | No | Yes | Prune |

Tree Inventory Analysis with Revised ESZ Estimates for FEIR and Mitigation Test Areas

| Tree ID | Common Name | Trunk to Rail | Canopy to Rail | DEIR Impact | DEIR Remove | Min. Distance T:R | Min. Dist. C:R | FEIR ESZ | FEIR Removal | FEIR Prune | FEIR Cat | Mitigated ESZ | Mitigated Removal | Mitigated Prune | Mitigated Cat |
|---------|--------------------|---------------|----------------|-------------|-------------|-------------------|----------------|----------|--------------|------------|------------|---------------|-------------------|-----------------|---------------|
| S-5-W | Bottlebrush | 24-29' | - | Yes | 25% | 24 | 4 | 21 | No | Yes | Prune | 21 | No | Yes | Prune |
| S-6-W | Bottlebrush | 24-29' | - | Yes | 25% | 24 | 4 | 21 | No | Yes | Prune | 21 | No | Yes | Prune |
| S-7-W | Bottlebrush | 24-29' | - | Yes | 25% | 24 | 4 | 21 | No | Yes | Prune | 21 | No | Yes | Prune |
| S-8-W | Bottlebrush | 24-29' | - | Yes | 25% | 24 | 4 | 21 | No | Yes | Prune | 21 | No | Yes | Prune |
| S-9-W | Bottlebrush | 24-29' | - | Yes | 25% | 24 | 4 | 21 | No | Yes | Prune | 21 | No | Yes | Prune |
| S-10-W | Bottlebrush | 24-29' | - | Yes | 25% | 24 | 4 | 21 | No | Yes | Prune | 21 | No | Yes | Prune |
| S-11-W | Bottlebrush | 24-29' | - | Yes | 25% | 24 | 4 | 21 | No | Yes | Prune | 21 | No | Yes | Prune |
| S-12-W | Bottlebrush | 24-29' | - | Yes | 25% | 24 | 4 | 21 | No | Yes | Prune | 21 | No | Yes | Prune |
| S-13-W | Compact myrtle | 14-18' | - | Yes | Yes | 16 | 4 | 21 | Yes | No | Remove | 21 | Yes | No | Remove |
| S-14-W | Bottlebrush | 24-29' | - | Yes | 25% | 24 | 4 | 21 | No | Yes | Prune | 21 | No | Yes | Prune |
| S-15-W | Bottlebrush | 24-29' | - | Yes | 25% | 24 | 4 | 21 | No | Yes | Prune | 21 | No | Yes | Prune |
| S-16-W | Bottlebrush | 24-29' | - | Yes | 25% | 24 | 4 | 21 | No | Yes | Prune | 21 | No | Yes | Prune |
| S-17-W | Crape myrtle | 19-24' | - | Yes | Yes | 21 | 4 | 21 | 50% | No | 50% Remove | 21 | 50% | No | 50% Remove |
| S-18-W | Bottlebrush | 19-24' | - | Yes | Yes | 21 | 4 | 21 | 50% | No | 50% Remove | 21 | 50% | No | 50% Remove |
| S-19-W | Bottlebrush | 19-24' | - | Yes | Yes | 21 | 4 | 21 | 50% | No | 50% Remove | 21 | 50% | No | 50% Remove |
| S-20-W | Bottlebrush | 19-24' | - | Yes | Yes | 21 | 4 | 21 | 50% | No | 50% Remove | 21 | 50% | No | 50% Remove |
| S-21-W | Flaxleaf paperbark | 19-24' | - | Yes | Yes | 21 | 4 | 21 | 50% | No | 50% Remove | 21 | 50% | No | 50% Remove |
| S-22-W | Bottlebrush | 19-24' | - | Yes | Yes | 21 | 4 | 21 | 50% | No | 50% Remove | 21 | 50% | No | 50% Remove |
| S-23-W | Bottlebrush | 19-24' | - | Yes | Yes | 21 | 4 | 21 | 50% | No | 50% Remove | 21 | 50% | No | 50% Remove |
| S-24-W | Bottlebrush | 19-24' | - | Yes | Yes | 21 | 4 | 21 | 50% | No | 50% Remove | 21 | 50% | No | 50% Remove |
| S-25-W | Bottlebrush | 19-24' | - | Yes | Yes | 21 | 4 | 21 | 50% | No | 50% Remove | 21 | 50% | No | 50% Remove |
| S-26-W | Flaxleaf paperbark | 19-24' | - | Yes | Yes | 21 | 4 | 21 | 50% | No | 50% Remove | 21 | 50% | No | 50% Remove |
| S-27-W | Bottlebrush | 19-24' | - | Yes | Yes | 21 | 4 | 21 | 50% | No | 50% Remove | 21 | 50% | No | 50% Remove |
| S-28-W | Bottlebrush | 19-24' | - | Yes | Yes | 21 | 4 | 21 | 50% | No | 50% Remove | 21 | 50% | No | 50% Remove |
| S-29-W | Bottlebrush | 19-24' | - | Yes | Yes | 21 | 4 | 21 | 50% | No | 50% Remove | 21 | 50% | No | 50% Remove |
| S-30-W | Bottlebrush | 19-24' | - | Yes | Yes | 21 | 4 | 21 | 50% | No | 50% Remove | 21 | 50% | No | 50% Remove |
| S-31-W | Compact myrtle | 14-18' | - | Yes | Yes | 16 | 4 | 21 | Yes | No | Remove | 21 | Yes | No | Remove |
| S-32-W | Bottlebrush | 19-24' | - | Yes | Yes | 21 | 4 | 21 | 50% | No | 50% Remove | 21 | 50% | No | 50% Remove |
| S-33-W | Bottlebrush | 19-24' | - | Yes | Yes | 21 | 4 | 21 | 50% | No | 50% Remove | 21 | 50% | No | 50% Remove |
| S-34-W | Bottlebrush | 19-24' | - | Yes | Yes | 21 | 4 | 21 | 50% | No | 50% Remove | 21 | 50% | No | 50% Remove |
| S-35-W | Bottlebrush | 19-24' | - | Yes | Yes | 21 | 4 | 21 | 50% | No | 50% Remove | 21 | 50% | No | 50% Remove |
| S-36-W | Bottlebrush | 19-24' | - | Yes | Yes | 21 | 4 | 21 | 50% | No | 50% Remove | 21 | 50% | No | 50% Remove |
| S-37-W | Bottlebrush | 19-24' | - | Yes | Yes | 21 | 4 | 21 | 50% | No | 50% Remove | 21 | 50% | No | 50% Remove |
| S-38-W | Bottlebrush | 19-24' | - | Yes | Yes | 21 | 4 | 21 | 50% | No | 50% Remove | 21 | 50% | No | 50% Remove |
| S-39-W | Bottlebrush | 19-24' | - | Yes | Yes | 21 | 4 | 21 | 50% | No | 50% Remove | 21 | 50% | No | 50% Remove |
| S-40-W | Bottlebrush | 19-24' | - | Yes | Yes | 21 | 4 | 21 | 50% | No | 50% Remove | 21 | 50% | No | 50% Remove |
| S-41-W | Bottlebrush | 19-24' | - | Yes | Yes | 21 | 4 | 21 | 50% | No | 50% Remove | 21 | 50% | No | 50% Remove |
| S-42-W | Bottlebrush | 19-24' | - | Yes | Yes | 21 | 4 | 21 | 50% | No | 50% Remove | 21 | 50% | No | 50% Remove |
| S-43-W | Bottlebrush | 19-24' | - | Yes | Yes | 21 | 4 | 21 | 50% | No | 50% Remove | 21 | 50% | No | 50% Remove |
| S-44-W | Bottlebrush | 19-24' | - | Yes | Yes | 21 | 4 | 21 | 50% | No | 50% Remove | 21 | 50% | No | 50% Remove |
| S-45-W | Bottlebrush | 19-24' | - | Yes | Yes | 21 | 4 | 21 | 50% | No | 50% Remove | 21 | 50% | No | 50% Remove |
| S-46-W | Bottlebrush | 19-24' | - | Yes | Yes | 21 | 4 | 21 | 50% | No | 50% Remove | 21 | 50% | No | 50% Remove |
| S-47-W | Bottlebrush | 19-24' | - | Yes | Yes | 21 | 4 | 21 | 50% | No | 50% Remove | 21 | 50% | No | 50% Remove |
| S-48-W | Bottlebrush | 19-24' | - | Yes | Yes | 21 | 4 | 21 | 50% | No | 50% Remove | 21 | 50% | No | 50% Remove |
| S-49-W | Bottlebrush | 19-24' | - | Yes | Yes | 21 | 4 | 21 | 50% | No | 50% Remove | 21 | 50% | No | 50% Remove |
| S-50-W | Bottlebrush | 19-24' | - | Yes | Yes | 21 | 4 | 21 | 50% | No | 50% Remove | 21 | 50% | No | 50% Remove |
| S-51-W | Bottlebrush | 19-24' | - | Yes | Yes | 21 | 4 | 21 | 50% | No | 50% Remove | 21 | 50% | No | 50% Remove |
| S-52-W | Bottlebrush | 19-24' | - | Yes | Yes | 21 | 4 | 21 | 50% | No | 50% Remove | 21 | 50% | No | 50% Remove |
| S-53-W | Bottlebrush | 19-24' | - | Yes | Yes | 21 | 4 | 21 | 50% | No | 50% Remove | 21 | 50% | No | 50% Remove |
| S-54-W | Bottlebrush | 19-24' | - | Yes | Yes | 21 | 4 | 21 | 50% | No | 50% Remove | 21 | 50% | No | 50% Remove |
| S-55-W | Bottlebrush | 19-24' | - | Yes | Yes | 21 | 4 | 21 | 50% | No | 50% Remove | 21 | 50% | No | 50% Remove |
| S-56-W | Bottlebrush | 19-24' | - | Yes | Yes | 21 | 4 | 21 | 50% | No | 50% Remove | 21 | 50% | No | 50% Remove |
| S-57-W | Bottlebrush | 19-24' | - | Yes | Yes | 21 | 4 | 21 | 50% | No | 50% Remove | 21 | 50% | No | 50% Remove |
| S-58-W | Flaxleaf paperbark | 19-24' | - | Yes | Yes | 21 | 4 | 21 | 50% | No | 50% Remove | 21 | 50% | No | 50% Remove |

Tree Inventory Analysis with Revised ESZ Estimates for FEIR and Mitigation Test Areas

| Tree ID | Common Name | Trunk to Rail | Canopy to Rail | DEIR Impact | DEIR Remove | Min. Distance T:R | Min. Dist. C:R | FEIR ESZ | FEIR Removal | FEIR Prune | FEIR Cat | Mitigated ESZ | Mitigated Removal | Mitigated Prune | Mitigated Cat |
|---------|--------------------|---------------|----------------|-------------|-------------|-------------------|----------------|----------|--------------|------------|------------|---------------|-------------------|-----------------|---------------|
| S-59-W | Bottlebrush | 19-24' | - | Yes | Yes | 21 | 4 | 21 | 50% | No | 50% Remove | 21 | 50% | No | 50% Remove |
| S-60-W | Bottlebrush | 19-24' | - | Yes | Yes | 21 | 4 | 21 | 50% | No | 50% Remove | 21 | 50% | No | 50% Remove |
| S-61-W | Bottlebrush | 19-24' | - | Yes | Yes | 21 | 4 | 21 | 50% | No | 50% Remove | 21 | 50% | No | 50% Remove |
| S-62-W | Bottlebrush | 19-24' | - | Yes | Yes | 21 | 4 | 21 | 50% | No | 50% Remove | 21 | 50% | No | 50% Remove |
| S-63-W | Bottlebrush | 19-24' | - | Yes | Yes | 21 | 4 | 21 | 50% | No | 50% Remove | 21 | 50% | No | 50% Remove |
| S-64-W | Bottlebrush | 19-24' | - | Yes | Yes | 21 | 4 | 21 | 50% | No | 50% Remove | 21 | 50% | No | 50% Remove |
| S-65-W | Bottlebrush | 19-24' | - | Yes | Yes | 21 | 4 | 21 | 50% | No | 50% Remove | 21 | 50% | No | 50% Remove |
| S-66-W | Bottlebrush | 19-24' | - | Yes | Yes | 21 | 4 | 21 | 50% | No | 50% Remove | 21 | 50% | No | 50% Remove |
| S-67-W | Bottlebrush | 19-24' | - | Yes | Yes | 21 | 4 | 21 | 50% | No | 50% Remove | 21 | 50% | No | 50% Remove |
| S-68-W | Bottlebrush | 19-24' | - | Yes | Yes | 21 | 4 | 21 | 50% | No | 50% Remove | 21 | 50% | No | 50% Remove |
| S-69-W | Blackwood acacia | 19-24' | - | Yes | Yes | 21 | 4 | 21 | 50% | No | 50% Remove | 21 | 50% | No | 50% Remove |
| S-70-W | Bottlebrush | 19-24' | - | Yes | Yes | 21 | 4 | 21 | 50% | No | 50% Remove | 21 | 50% | No | 50% Remove |
| S-71-W | Bottlebrush | 19-24' | - | Yes | Yes | 21 | 4 | 21 | 50% | No | 50% Remove | 21 | 50% | No | 50% Remove |
| S-72-W | Bottlebrush | 19-24' | - | Yes | Yes | 21 | 4 | 21 | 50% | No | 50% Remove | 21 | 50% | No | 50% Remove |
| S-73-W | Bottlebrush | 19-24' | - | Yes | Yes | 21 | 4 | 21 | 50% | No | 50% Remove | 21 | 50% | No | 50% Remove |
| S-74-W | Bottlebrush | 19-24' | - | Yes | Yes | 21 | 4 | 21 | 50% | No | 50% Remove | 21 | 50% | No | 50% Remove |
| S-75-W | Bottlebrush | 19-24' | - | Yes | Yes | 21 | 4 | 21 | 50% | No | 50% Remove | 21 | 50% | No | 50% Remove |
| S-76-W | Bottlebrush | 19-24' | - | Yes | Yes | 21 | 4 | 21 | 50% | No | 50% Remove | 21 | 50% | No | 50% Remove |
| S-77-W | Bottlebrush | 19-24' | - | Yes | Yes | 21 | 4 | 21 | 50% | No | 50% Remove | 21 | 50% | No | 50% Remove |
| S-78-W | Bottlebrush | 19-24' | - | Yes | Yes | 21 | 4 | 21 | 50% | No | 50% Remove | 21 | 50% | No | 50% Remove |
| S-79-W | Bottlebrush | 19-24' | - | Yes | Yes | 21 | 4 | 21 | 50% | No | 50% Remove | 21 | 50% | No | 50% Remove |
| S-80-W | Bottlebrush | 19-24' | - | Yes | Yes | 21 | 4 | 21 | 50% | No | 50% Remove | 21 | 50% | No | 50% Remove |
| S-81-W | Bottlebrush | 19-24' | - | Yes | Yes | 21 | 4 | 21 | 50% | No | 50% Remove | 21 | 50% | No | 50% Remove |
| S-82-W | Bottlebrush | 19-24' | - | Yes | Yes | 21 | 4 | 21 | 50% | No | 50% Remove | 21 | 50% | No | 50% Remove |
| S-83-W | Bottlebrush | 19-24' | - | Yes | Yes | 21 | 4 | 21 | 50% | No | 50% Remove | 21 | 50% | No | 50% Remove |
| S-84-W | Bottlebrush | 19-24' | - | Yes | Yes | 21 | 4 | 21 | 50% | No | 50% Remove | 21 | 50% | No | 50% Remove |
| S-85-W | Bottlebrush | 19-24' | - | Yes | Yes | 21 | 4 | 21 | 50% | No | 50% Remove | 21 | 50% | No | 50% Remove |
| S-86-W | Bottlebrush | 19-24' | - | Yes | Yes | 21 | 4 | 21 | 50% | No | 50% Remove | 21 | 50% | No | 50% Remove |
| S-87-W | Bottlebrush | 19-24' | - | Yes | Yes | 21 | 4 | 21 | 50% | No | 50% Remove | 21 | 50% | No | 50% Remove |
| S-88-W | Bottlebrush | 19-24' | - | Yes | Yes | 21 | 4 | 21 | 50% | No | 50% Remove | 21 | 50% | No | 50% Remove |
| S-89-W | Bottlebrush | 19-24' | - | Yes | Yes | 21 | 4 | 21 | 50% | No | 50% Remove | 21 | 50% | No | 50% Remove |
| S-90-W | Bottlebrush | 19-24' | - | Yes | Yes | 21 | 4 | 21 | 50% | No | 50% Remove | 21 | 50% | No | 50% Remove |
| S-91-W | Bottlebrush | 19-24' | - | Yes | Yes | 21 | 4 | 21 | 50% | No | 50% Remove | 21 | 50% | No | 50% Remove |
| S-92-W | Bottlebrush | 19-24' | - | Yes | Yes | 21 | 4 | 21 | 50% | No | 50% Remove | 21 | 50% | No | 50% Remove |
| S-93-W | Bottlebrush | 19-24' | - | Yes | Yes | 21 | 4 | 21 | 50% | No | 50% Remove | 21 | 50% | No | 50% Remove |
| S-94-W | Bottlebrush | 19-24' | - | Yes | Yes | 21 | 4 | 21 | 50% | No | 50% Remove | 21 | 50% | No | 50% Remove |
| S-95-W | Bottlebrush | 19-24' | - | Yes | Yes | 21 | 4 | 21 | 50% | No | 50% Remove | 21 | 50% | No | 50% Remove |
| S-96-W | Flaxleaf paperbark | 19-24' | - | Yes | Yes | 21 | 4 | 21 | 50% | No | 50% Remove | 21 | 50% | No | 50% Remove |
| S-97-W | Flaxleaf paperbark | 19-24' | - | Yes | Yes | 21 | 4 | 21 | 50% | No | 50% Remove | 21 | 50% | No | 50% Remove |
| S-98-W | Bottlebrush | 19-24' | - | Yes | Yes | 21 | 4 | 21 | 50% | No | 50% Remove | 21 | 50% | No | 50% Remove |
| S-99-W | Bottlebrush | 19-24' | - | Yes | Yes | 21 | 4 | 21 | 50% | No | 50% Remove | 21 | 50% | No | 50% Remove |
| S-100-W | Bottlebrush | 19-24' | - | Yes | Yes | 21 | 4 | 21 | 50% | No | 50% Remove | 21 | 50% | No | 50% Remove |
| S-101-W | Bottlebrush | 19-24' | - | Yes | Yes | 21 | 4 | 21 | 50% | No | 50% Remove | 21 | 50% | No | 50% Remove |
| S-102-W | Compact myrtle | 19-24' | - | Yes | Yes | 21 | 4 | 21 | 50% | No | 50% Remove | 21 | 50% | No | 50% Remove |
| S-103-W | Bottlebrush | 19-24' | - | Yes | Yes | 21 | 4 | 21 | 50% | No | 50% Remove | 21 | 50% | No | 50% Remove |
| S-104-W | Bottlebrush | 19-24' | - | Yes | Yes | 21 | 4 | 21 | 50% | No | 50% Remove | 21 | 50% | No | 50% Remove |
| S-105-W | Bottlebrush | 19-24' | - | Yes | Yes | 21 | 4 | 21 | 50% | No | 50% Remove | 21 | 50% | No | 50% Remove |
| S-106-W | Bottlebrush | 19-24' | - | Yes | Yes | 21 | 4 | 21 | 50% | No | 50% Remove | 21 | 50% | No | 50% Remove |
| S-107-W | Bottlebrush | 19-24' | - | Yes | Yes | 21 | 4 | 21 | 50% | No | 50% Remove | 21 | 50% | No | 50% Remove |
| S-108-W | Bottlebrush | 19-24' | - | Yes | Yes | 21 | 4 | 21 | 50% | No | 50% Remove | 21 | 50% | No | 50% Remove |
| S-109-W | Bottlebrush | 19-24' | - | Yes | Yes | 21 | 4 | 21 | 50% | No | 50% Remove | 21 | 50% | No | 50% Remove |
| S-110-W | Bottlebrush | 19-24' | - | Yes | Yes | 21 | 4 | 21 | 50% | No | 50% Remove | 21 | 50% | No | 50% Remove |
| S-111-W | Bottlebrush | 19-24' | - | Yes | Yes | 21 | 4 | 21 | 50% | No | 50% Remove | 21 | 50% | No | 50% Remove |
| S-112-W | Crape myrtle | 24-29' | - | Yes | 25% | 24 | 4 | 21 | No | Yes | Prune | 21 | No | Yes | Prune |

Tree Inventory Analysis with Revised ESZ Estimates for FEIR and Mitigation Test Areas

| Tree ID | Common Name | Trunk to Rail | Canopy to Rail | DEIR Impact | DEIR Remove | Min. Distance T:R | Min. Dist. C:R | FEIR ESZ | FEIR Removal | FEIR Prune | FEIR Cat | Mitigated ESZ | Mitigated Removal | Mitigated Prune | Mitigated Cat |
|---------|--------------------|---------------|----------------|-------------|-------------|-------------------|----------------|----------|--------------|------------|------------|---------------|-------------------|-----------------|---------------|
| S-113-W | Crape myrtle | 24-29' | - | Yes | 25% | 24 | 4 | 21 | No | Yes | Prune | 21 | No | Yes | Prune |
| S-114-W | Bottlebrush | 19-24' | - | Yes | Yes | 21 | 4 | 21 | 50% | No | 50% Remove | 21 | 50% | No | 50% Remove |
| S-115-W | Bottlebrush | 19-24' | - | Yes | Yes | 21 | 4 | 21 | 50% | No | 50% Remove | 21 | 50% | No | 50% Remove |
| S-116-W | Bottlebrush | 19-24' | - | Yes | Yes | 21 | 4 | 21 | 50% | No | 50% Remove | 21 | 50% | No | 50% Remove |
| S-117-W | Bottlebrush | 19-24' | - | Yes | Yes | 21 | 4 | 21 | 50% | No | 50% Remove | 21 | 50% | No | 50% Remove |
| S-118-W | Crape myrtle | 24-29' | - | Yes | 25% | 24 | 4 | 21 | No | Yes | Prune | 21 | No | Yes | Prune |
| S-119-W | Bottlebrush | 19-24' | - | Yes | Yes | 21 | 4 | 21 | 50% | No | 50% Remove | 21 | 50% | No | 50% Remove |
| S-120-W | Bottlebrush | 19-24' | - | Yes | Yes | 21 | 4 | 21 | 50% | No | 50% Remove | 21 | 50% | No | 50% Remove |
| S-121-W | Bottlebrush | 19-24' | - | Yes | Yes | 21 | 4 | 21 | 50% | No | 50% Remove | 21 | 50% | No | 50% Remove |
| S-122-W | Bottlebrush | 19-24' | - | Yes | Yes | 21 | 4 | 21 | 50% | No | 50% Remove | 21 | 50% | No | 50% Remove |
| S-123-W | Bottlebrush | 19-24' | - | Yes | Yes | 21 | 4 | 21 | 50% | No | 50% Remove | 21 | 50% | No | 50% Remove |
| S-124-W | Bottlebrush | 19-24' | - | Yes | Yes | 21 | 4 | 21 | 50% | No | 50% Remove | 21 | 50% | No | 50% Remove |
| S-125-W | Bottlebrush | 19-24' | - | Yes | Yes | 21 | 4 | 21 | 50% | No | 50% Remove | 21 | 50% | No | 50% Remove |
| S-126-W | Bottlebrush | 19-24' | - | Yes | Yes | 21 | 4 | 21 | 50% | No | 50% Remove | 21 | 50% | No | 50% Remove |
| S-127-W | Compact myrtle | 19-24' | - | Yes | Yes | 21 | 4 | 21 | 50% | No | 50% Remove | 21 | 50% | No | 50% Remove |
| S-128-W | Bottlebrush | 19-24' | - | Yes | Yes | 21 | 4 | 21 | 50% | No | 50% Remove | 21 | 50% | No | 50% Remove |
| S-129-W | Bottlebrush | 19-24' | - | Yes | Yes | 21 | 4 | 21 | 50% | No | 50% Remove | 21 | 50% | No | 50% Remove |
| S-130-W | Bottlebrush | 19-24' | - | Yes | Yes | 21 | 4 | 21 | 50% | No | 50% Remove | 21 | 50% | No | 50% Remove |
| S-131-W | Bottlebrush | 19-24' | - | Yes | Yes | 21 | 4 | 21 | 50% | No | 50% Remove | 21 | 50% | No | 50% Remove |
| S-132-W | Bottlebrush | 19-24' | - | Yes | Yes | 21 | 4 | 21 | 50% | No | 50% Remove | 21 | 50% | No | 50% Remove |
| S-133-W | Bottlebrush | 19-24' | - | Yes | Yes | 21 | 4 | 21 | 50% | No | 50% Remove | 21 | 50% | No | 50% Remove |
| S-134-W | Evergreen ash | 19-24' | - | Yes | Yes | 21 | 4 | 21 | 50% | No | 50% Remove | 21 | 50% | No | 50% Remove |
| S-135-W | Bottlebrush | 19-24' | - | Yes | Yes | 21 | 4 | 21 | 50% | No | 50% Remove | 21 | 50% | No | 50% Remove |
| S-136-W | Bottlebrush | 19-24' | - | Yes | Yes | 21 | 4 | 21 | 50% | No | 50% Remove | 21 | 50% | No | 50% Remove |
| S-137-W | Crape myrtle | 19-24' | - | Yes | Yes | 21 | 4 | 21 | 50% | No | 50% Remove | 21 | 50% | No | 50% Remove |
| S-138-W | Bottlebrush | 19-24' | - | Yes | Yes | 21 | 4 | 21 | 50% | No | 50% Remove | 21 | 50% | No | 50% Remove |
| S-139-W | Bottlebrush | 19-24' | - | Yes | Yes | 21 | 4 | 21 | 50% | No | 50% Remove | 21 | 50% | No | 50% Remove |
| S-140-W | Bottlebrush | 19-24' | - | Yes | Yes | 21 | 4 | 21 | 50% | No | 50% Remove | 21 | 50% | No | 50% Remove |
| S-141-W | Coast Live Oak | 19-24' | - | Yes | Yes | 21 | 4 | 21 | 50% | No | 50% Remove | 21 | 50% | No | 50% Remove |
| S-142-W | Bottlebrush | 19-24' | - | Yes | Yes | 21 | 4 | 21 | 50% | No | 50% Remove | 21 | 50% | No | 50% Remove |
| S-143-W | Bottlebrush | 19-24' | - | Yes | Yes | 21 | 4 | 21 | 50% | No | 50% Remove | 21 | 50% | No | 50% Remove |
| S-144-W | Bottlebrush | 19-24' | - | Yes | Yes | 21 | 4 | 21 | 50% | No | 50% Remove | 21 | 50% | No | 50% Remove |
| S-145-W | Bottlebrush | 19-24' | - | Yes | Yes | 21 | 4 | 21 | 50% | No | 50% Remove | 21 | 50% | No | 50% Remove |
| S-146-W | Bottlebrush | 19-24' | - | Yes | Yes | 21 | 4 | 21 | 50% | No | 50% Remove | 21 | 50% | No | 50% Remove |
| S-147-W | Bottlebrush | 19-24' | - | Yes | Yes | 21 | 4 | 21 | 50% | No | 50% Remove | 21 | 50% | No | 50% Remove |
| S-148-W | Bottlebrush | 19-24' | - | Yes | Yes | 21 | 4 | 21 | 50% | No | 50% Remove | 21 | 50% | No | 50% Remove |
| S-149-W | Bottlebrush | 19-24' | - | Yes | Yes | 21 | 4 | 21 | 50% | No | 50% Remove | 21 | 50% | No | 50% Remove |
| S-150-W | Bottlebrush | 19-24' | - | Yes | Yes | 21 | 4 | 21 | 50% | No | 50% Remove | 21 | 50% | No | 50% Remove |
| S-151-W | Crape myrtle | 19-24' | - | Yes | Yes | 21 | 4 | 21 | 50% | No | 50% Remove | 21 | 50% | No | 50% Remove |
| S-152-W | Bottlebrush | 19-24' | - | Yes | Yes | 21 | 4 | 21 | 50% | No | 50% Remove | 21 | 50% | No | 50% Remove |
| S-153-W | Bottlebrush | 19-24' | - | Yes | Yes | 21 | 4 | 21 | 50% | No | 50% Remove | 21 | 50% | No | 50% Remove |
| S-154-W | Bottlebrush | 19-24' | - | Yes | Yes | 21 | 4 | 21 | 50% | No | 50% Remove | 21 | 50% | No | 50% Remove |
| S-155-W | Bottlebrush | 19-24' | - | Yes | Yes | 21 | 4 | 21 | 50% | No | 50% Remove | 21 | 50% | No | 50% Remove |
| S-156-W | Bottlebrush | 19-24' | - | Yes | Yes | 21 | 4 | 21 | 50% | No | 50% Remove | 21 | 50% | No | 50% Remove |
| S-157-W | Bottlebrush | 19-24' | - | Yes | Yes | 21 | 4 | 21 | 50% | No | 50% Remove | 21 | 50% | No | 50% Remove |
| S-158-W | Bottlebrush | 19-24' | - | Yes | Yes | 21 | 4 | 21 | 50% | No | 50% Remove | 21 | 50% | No | 50% Remove |
| S-159-W | Bottlebrush | 19-24' | - | Yes | Yes | 21 | 4 | 21 | 50% | No | 50% Remove | 21 | 50% | No | 50% Remove |
| S-160-W | Bottlebrush | 19-24' | - | Yes | Yes | 21 | 4 | 21 | 50% | No | 50% Remove | 21 | 50% | No | 50% Remove |
| S-161-W | Bottlebrush | 19-24' | - | Yes | Yes | 21 | 4 | 21 | 50% | No | 50% Remove | 21 | 50% | No | 50% Remove |
| S-162-W | Evergreen ash | 19-24' | - | Yes | Yes | 21 | 4 | 21 | 50% | No | 50% Remove | 21 | 50% | No | 50% Remove |
| S-163-W | Bottlebrush | 19-24' | - | Yes | Yes | 21 | 4 | 21 | 50% | No | 50% Remove | 21 | 50% | No | 50% Remove |
| S-164-W | Bottlebrush | 19-24' | - | Yes | Yes | 21 | 4 | 21 | 50% | No | 50% Remove | 21 | 50% | No | 50% Remove |
| S-165-W | Flaxleaf paperbark | 19-24' | - | Yes | Yes | 21 | 4 | 21 | 50% | No | 50% Remove | 21 | 50% | No | 50% Remove |
| S-166-W | Flaxleaf paperbark | 19-24' | - | Yes | Yes | 21 | 4 | 21 | 50% | No | 50% Remove | 21 | 50% | No | 50% Remove |

Tree Inventory Analysis with Revised ESZ Estimates for FEIR and Mitigation Test Areas

| Tree ID | Common Name | Trunk to Rail | Canopy to Rail | DEIR Impact | DEIR Remove | Min. Distance T:R | Min. Dist. C:R | FEIR ESZ | FEIR Removal | FEIR Prune | FEIR Cat | Mitigated ESZ | Mitigated Removal | Mitigated Prune | Mitigated Cat |
|---------|--------------------|---------------|----------------|-------------|-------------|-------------------|----------------|----------|--------------|------------|------------|---------------|-------------------|-----------------|---------------|
| S-167-W | Flaxleaf paperbark | 19-24' | - | Yes | Yes | 21 | 4 | 21 | 50% | No | 50% Remove | 21 | 50% | No | 50% Remove |
| S-168-W | Evergreen ash | 19-24' | - | Yes | Yes | 21 | 4 | 21 | 50% | No | 50% Remove | 21 | 50% | No | 50% Remove |
| S-169-W | Bottlebrush | 19-24' | - | Yes | Yes | 21 | 4 | 21 | 50% | No | 50% Remove | 21 | 50% | No | 50% Remove |
| S-170-W | Bottlebrush | 19-24' | - | Yes | Yes | 21 | 4 | 21 | 50% | No | 50% Remove | 21 | 50% | No | 50% Remove |
| S-171-W | Bottlebrush | 19-24' | - | Yes | Yes | 21 | 4 | 21 | 50% | No | 50% Remove | 21 | 50% | No | 50% Remove |
| S-172-W | Bottlebrush | 19-24' | - | Yes | Yes | 21 | 4 | 21 | 50% | No | 50% Remove | 21 | 50% | No | 50% Remove |
| S-173-W | Bottlebrush | 19-24' | - | Yes | Yes | 21 | 4 | 21 | 50% | No | 50% Remove | 21 | 50% | No | 50% Remove |
| S-174-W | Bottlebrush | 19-24' | - | Yes | Yes | 21 | 4 | 21 | 50% | No | 50% Remove | 21 | 50% | No | 50% Remove |
| S-175-W | Bottlebrush | 19-24' | - | Yes | Yes | 21 | 4 | 21 | 50% | No | 50% Remove | 21 | 50% | No | 50% Remove |
| S-176-W | Bottlebrush | 19-24' | - | Yes | Yes | 21 | 4 | 21 | 50% | No | 50% Remove | 21 | 50% | No | 50% Remove |
| S-177-W | Evergreen ash | 19-24' | - | Yes | Yes | 21 | 4 | 21 | 50% | No | 50% Remove | 21 | 50% | No | 50% Remove |
| S-178-W | Coast Live Oak | 19-24' | - | Yes | Yes | 21 | 4 | 21 | 50% | No | 50% Remove | 21 | 50% | No | 50% Remove |
| S-179-W | Bottlebrush | 19-24' | - | Yes | Yes | 21 | 4 | 21 | 50% | No | 50% Remove | 21 | 50% | No | 50% Remove |
| S-180-W | Bottlebrush | 19-24' | - | Yes | Yes | 21 | 4 | 21 | 50% | No | 50% Remove | 21 | 50% | No | 50% Remove |
| S-181-W | Bottlebrush | 19-24' | - | Yes | Yes | 21 | 4 | 21 | 50% | No | 50% Remove | 21 | 50% | No | 50% Remove |
| S-182-W | Bottlebrush | 19-24' | - | Yes | Yes | 21 | 4 | 21 | 50% | No | 50% Remove | 21 | 50% | No | 50% Remove |
| S-183-W | Bottlebrush | 19-24' | - | Yes | Yes | 21 | 4 | 21 | 50% | No | 50% Remove | 21 | 50% | No | 50% Remove |
| S-184-W | Flaxleaf paperbark | 19-24' | - | Yes | Yes | 21 | 4 | 21 | 50% | No | 50% Remove | 21 | 50% | No | 50% Remove |
| S-185-W | African sumac | 19-24' | - | Yes | Yes | 21 | 4 | 21 | 50% | No | 50% Remove | 21 | 50% | No | 50% Remove |
| S-186-W | Flaxleaf paperbark | 24-29' | - | Yes | 25% | 24 | 4 | 21 | No | Yes | Prune | 21 | No | Yes | Prune |
| S-187-W | Bottlebrush | 19-24' | - | Yes | Yes | 21 | 4 | 21 | 50% | No | 50% Remove | 21 | 50% | No | 50% Remove |
| S-188-W | Bottlebrush | 19-24' | - | Yes | Yes | 21 | 4 | 21 | 50% | No | 50% Remove | 21 | 50% | No | 50% Remove |
| S-189-W | Bottlebrush | 19-24' | - | Yes | Yes | 21 | 4 | 21 | 50% | No | 50% Remove | 21 | 50% | No | 50% Remove |
| S-190-W | Bottlebrush | 19-24' | - | Yes | Yes | 21 | 4 | 21 | 50% | No | 50% Remove | 21 | 50% | No | 50% Remove |
| S-191-W | Bottlebrush | 19-24' | - | Yes | Yes | 21 | 4 | 21 | 50% | No | 50% Remove | 21 | 50% | No | 50% Remove |
| S-192-W | Bottlebrush | 19-24' | - | Yes | Yes | 21 | 4 | 21 | 50% | No | 50% Remove | 21 | 50% | No | 50% Remove |
| S-193-W | Bottlebrush | 19-24' | - | Yes | Yes | 21 | 4 | 21 | 50% | No | 50% Remove | 21 | 50% | No | 50% Remove |
| S-194-W | Bottlebrush | 19-24' | - | Yes | Yes | 21 | 4 | 21 | 50% | No | 50% Remove | 21 | 50% | No | 50% Remove |
| S-195-W | Bottlebrush | 19-24' | - | Yes | Yes | 21 | 4 | 21 | 50% | No | 50% Remove | 21 | 50% | No | 50% Remove |
| S-196-W | Bottlebrush | 19-24' | - | Yes | Yes | 21 | 4 | 21 | 50% | No | 50% Remove | 21 | 50% | No | 50% Remove |
| S-197-W | Bottlebrush | 19-24' | - | Yes | Yes | 21 | 4 | 21 | 50% | No | 50% Remove | 21 | 50% | No | 50% Remove |
| S-198-W | Bottlebrush | 19-24' | - | Yes | Yes | 21 | 4 | 21 | 50% | No | 50% Remove | 21 | 50% | No | 50% Remove |
| S-199-W | Bottlebrush | 19-24' | - | Yes | Yes | 21 | 4 | 21 | 50% | No | 50% Remove | 21 | 50% | No | 50% Remove |
| S-200-W | Bottlebrush | 19-24' | - | Yes | Yes | 21 | 4 | 21 | 50% | No | 50% Remove | 21 | 50% | No | 50% Remove |
| S-201-W | Flaxleaf paperbark | 24-29' | - | Yes | 25% | 24 | 4 | 21 | No | Yes | Prune | 21 | No | Yes | Prune |
| S-202-W | Flaxleaf paperbark | 24-29' | - | Yes | 25% | 24 | 4 | 21 | No | Yes | Prune | 21 | No | Yes | Prune |
| S-203-W | Flaxleaf paperbark | 24-29' | - | Yes | 25% | 24 | 4 | 21 | No | Yes | Prune | 21 | No | Yes | Prune |
| S-204-W | Bottlebrush | 19-24' | - | Yes | Yes | 21 | 4 | 21 | 50% | No | 50% Remove | 21 | 50% | No | 50% Remove |
| S-205-W | Bottlebrush | 19-24' | - | Yes | Yes | 21 | 4 | 21 | 50% | No | 50% Remove | 21 | 50% | No | 50% Remove |
| S-206-W | Bottlebrush | 19-24' | - | Yes | Yes | 21 | 4 | 21 | 50% | No | 50% Remove | 21 | 50% | No | 50% Remove |
| S-207-W | Bottlebrush | 19-24' | - | Yes | Yes | 21 | 4 | 21 | 50% | No | 50% Remove | 21 | 50% | No | 50% Remove |
| S-208-W | Bottlebrush | 19-24' | - | Yes | Yes | 21 | 4 | 21 | 50% | No | 50% Remove | 21 | 50% | No | 50% Remove |
| S-209-W | Bottlebrush | 19-24' | - | Yes | Yes | 21 | 4 | 21 | 50% | No | 50% Remove | 21 | 50% | No | 50% Remove |
| S-210-W | Bottlebrush | 19-24' | - | Yes | Yes | 21 | 4 | 21 | 50% | No | 50% Remove | 21 | 50% | No | 50% Remove |
| S-211-W | Bottlebrush | 19-24' | - | Yes | Yes | 21 | 4 | 21 | 50% | No | 50% Remove | 21 | 50% | No | 50% Remove |
| S-212-W | Bottlebrush | 19-24' | - | Yes | Yes | 21 | 4 | 21 | 50% | No | 50% Remove | 21 | 50% | No | 50% Remove |
| S-213-W | Bottlebrush | 19-24' | - | Yes | Yes | 21 | 4 | 21 | 50% | No | 50% Remove | 21 | 50% | No | 50% Remove |
| S-214-W | Bottlebrush | 19-24' | - | Yes | Yes | 21 | 4 | 21 | 50% | No | 50% Remove | 21 | 50% | No | 50% Remove |
| S-215-W | Holly Oak | 19-24' | - | Yes | Yes | 21 | 4 | 21 | 50% | No | 50% Remove | 21 | 50% | No | 50% Remove |
| S-216-W | Bottlebrush | 19-24' | - | Yes | Yes | 21 | 4 | 21 | 50% | No | 50% Remove | 21 | 50% | No | 50% Remove |
| S-217-W | Bottlebrush | 19-24' | - | Yes | Yes | 21 | 4 | 21 | 50% | No | 50% Remove | 21 | 50% | No | 50% Remove |
| S-218-W | Bottlebrush | 19-24' | - | Yes | Yes | 21 | 4 | 21 | 50% | No | 50% Remove | 21 | 50% | No | 50% Remove |
| S-219-W | Flaxleaf paperbark | 24-29' | - | Yes | 25% | 24 | 4 | 21 | No | Yes | Prune | 21 | No | Yes | Prune |
| S-220-W | Bottlebrush | 19-24' | - | Yes | Yes | 21 | 4 | 21 | 50% | No | 50% Remove | 21 | 50% | No | 50% Remove |

Tree Inventory Analysis with Revised ESZ Estimates for FEIR and Mitigation Test Areas

| Tree ID | Common Name | Trunk to Rail | Canopy to Rail | DEIR Impact | DEIR Remove | Min. Distance T:R | Min. Dist. C:R | FEIR ESZ | FEIR Removal | FEIR Prune | FEIR Cat | Mitigated ESZ | Mitigated Removal | Mitigated Prune | Mitigated Cat |
|---------|--------------------|---------------|----------------|-------------|-------------|-------------------|----------------|----------|--------------|------------|------------|---------------|-------------------|-----------------|---------------|
| S-221-W | Bottlebrush | 19-24' | - | Yes | Yes | 21 | 4 | 21 | 50% | No | 50% Remove | 21 | 50% | No | 50% Remove |
| S-222-W | Bottlebrush | 19-24' | - | Yes | Yes | 21 | 4 | 21 | 50% | No | 50% Remove | 21 | 50% | No | 50% Remove |
| S-223-W | Bottlebrush | 19-24' | - | Yes | Yes | 21 | 4 | 21 | 50% | No | 50% Remove | 21 | 50% | No | 50% Remove |
| S-224-W | Bottlebrush | 19-24' | - | Yes | Yes | 21 | 4 | 21 | 50% | No | 50% Remove | 21 | 50% | No | 50% Remove |
| S-225-W | Bottlebrush | 19-24' | - | Yes | Yes | 21 | 4 | 21 | 50% | No | 50% Remove | 21 | 50% | No | 50% Remove |
| S-226-W | Bottlebrush | 19-24' | - | Yes | Yes | 21 | 4 | 21 | 50% | No | 50% Remove | 21 | 50% | No | 50% Remove |
| S-227-W | Bottlebrush | 19-24' | - | Yes | Yes | 21 | 4 | 21 | 50% | No | 50% Remove | 21 | 50% | No | 50% Remove |
| S-228-W | Bottlebrush | 19-24' | - | Yes | Yes | 21 | 4 | 21 | 50% | No | 50% Remove | 21 | 50% | No | 50% Remove |
| S-229-W | Bottlebrush | 19-24' | - | Yes | Yes | 21 | 4 | 21 | 50% | No | 50% Remove | 21 | 50% | No | 50% Remove |
| S-230-W | Bottlebrush | 19-24' | - | Yes | Yes | 21 | 4 | 21 | 50% | No | 50% Remove | 21 | 50% | No | 50% Remove |
| S-231-W | Bottlebrush | 19-24' | - | Yes | Yes | 21 | 4 | 21 | 50% | No | 50% Remove | 21 | 50% | No | 50% Remove |
| S-232-W | Bottlebrush | 19-24' | - | Yes | Yes | 21 | 4 | 21 | 50% | No | 50% Remove | 21 | 50% | No | 50% Remove |
| S-233-W | Bottlebrush | 19-24' | - | Yes | Yes | 21 | 4 | 21 | 50% | No | 50% Remove | 21 | 50% | No | 50% Remove |
| S-234-W | Flaxleaf paperbark | 24-29' | - | Yes | 25% | 24 | 4 | 21 | No | Yes | Prune | 21 | No | Yes | Prune |
| S-235-W | Bottlebrush | 19-24' | - | Yes | Yes | 21 | 4 | 21 | 50% | No | 50% Remove | 21 | 50% | No | 50% Remove |
| S-236-W | Bottlebrush | 19-24' | - | Yes | Yes | 21 | 4 | 21 | 50% | No | 50% Remove | 21 | 50% | No | 50% Remove |
| S-237-W | Bottlebrush | 19-24' | - | Yes | Yes | 21 | 4 | 21 | 50% | No | 50% Remove | 21 | 50% | No | 50% Remove |
| S-238-W | Bottlebrush | 19-24' | - | Yes | Yes | 21 | 4 | 21 | 50% | No | 50% Remove | 21 | 50% | No | 50% Remove |
| S-239-W | Bottlebrush | 19-24' | - | Yes | Yes | 21 | 4 | 21 | 50% | No | 50% Remove | 21 | 50% | No | 50% Remove |
| S-240-W | Crape myrtle | 24-29' | - | Yes | 25% | 24 | 4 | 21 | No | Yes | Prune | 21 | No | Yes | Prune |
| S-241-W | Bottlebrush | 19-24' | - | Yes | Yes | 21 | 4 | 21 | 50% | No | 50% Remove | 21 | 50% | No | 50% Remove |
| S-242-W | Bottlebrush | 19-24' | - | Yes | Yes | 21 | 4 | 21 | 50% | No | 50% Remove | 21 | 50% | No | 50% Remove |
| S-243-W | Bottlebrush | 19-24' | - | Yes | Yes | 21 | 4 | 21 | 50% | No | 50% Remove | 21 | 50% | No | 50% Remove |
| S-244-W | Bottlebrush | 19-24' | - | Yes | Yes | 21 | 4 | 21 | 50% | No | 50% Remove | 21 | 50% | No | 50% Remove |
| S-245-W | Bottlebrush | 19-24' | - | Yes | Yes | 21 | 4 | 21 | 50% | No | 50% Remove | 21 | 50% | No | 50% Remove |
| S-246-W | Bottlebrush | 19-24' | - | Yes | Yes | 21 | 4 | 21 | 50% | No | 50% Remove | 21 | 50% | No | 50% Remove |
| S-247-W | Bottlebrush | 19-24' | - | Yes | Yes | 21 | 4 | 21 | 50% | No | 50% Remove | 21 | 50% | No | 50% Remove |
| S-248-W | Bottlebrush | 19-24' | - | Yes | Yes | 21 | 4 | 21 | 50% | No | 50% Remove | 21 | 50% | No | 50% Remove |
| S-249-W | Crape myrtle | 24-29' | - | Yes | 25% | 24 | 4 | 21 | No | Yes | Prune | 21 | No | Yes | Prune |
| S-250-W | Bottlebrush | 19-24' | - | Yes | Yes | 21 | 4 | 21 | 50% | No | 50% Remove | 21 | 50% | No | 50% Remove |
| S-251-W | Bottlebrush | 19-24' | - | Yes | Yes | 21 | 4 | 21 | 50% | No | 50% Remove | 21 | 50% | No | 50% Remove |
| S-252-W | Bottlebrush | 19-24' | - | Yes | Yes | 21 | 4 | 21 | 50% | No | 50% Remove | 21 | 50% | No | 50% Remove |
| S-253-W | Flaxleaf paperbark | 24-29' | - | Yes | 25% | 24 | 4 | 21 | No | Yes | Prune | 21 | No | Yes | Prune |
| S-254-W | Chinese elm | 24-29' | - | Yes | 25% | 24 | 4 | 21 | No | Yes | Prune | 21 | No | Yes | Prune |
| S-255-W | Coast Live Oak | 19-24' | - | Yes | Yes | 21 | 4 | 21 | 50% | No | 50% Remove | 21 | 50% | No | 50% Remove |
| S-256-W | Bottlebrush | 19-24' | - | Yes | Yes | 21 | 4 | 21 | 50% | No | 50% Remove | 21 | 50% | No | 50% Remove |
| S-257-W | Bottlebrush | 19-24' | - | Yes | Yes | 21 | 4 | 21 | 50% | No | 50% Remove | 21 | 50% | No | 50% Remove |
| S-258-W | Bottlebrush | 19-24' | - | Yes | Yes | 21 | 4 | 21 | 50% | No | 50% Remove | 21 | 50% | No | 50% Remove |
| S-259-W | Bottlebrush | 19-24' | - | Yes | Yes | 21 | 4 | 21 | 50% | No | 50% Remove | 21 | 50% | No | 50% Remove |
| S-260-W | Bottlebrush | 19-24' | - | Yes | Yes | 21 | 4 | 21 | 50% | No | 50% Remove | 21 | 50% | No | 50% Remove |
| S-261-W | Bottlebrush | 19-24' | - | Yes | Yes | 21 | 4 | 21 | 50% | No | 50% Remove | 21 | 50% | No | 50% Remove |
| S-262-W | Bottlebrush | 19-24' | - | Yes | Yes | 21 | 4 | 21 | 50% | No | 50% Remove | 21 | 50% | No | 50% Remove |
| S-263-W | Bottlebrush | 19-24' | - | Yes | Yes | 21 | 4 | 21 | 50% | No | 50% Remove | 21 | 50% | No | 50% Remove |
| S-264-W | Bottlebrush | 19-24' | - | Yes | Yes | 21 | 4 | 21 | 50% | No | 50% Remove | 21 | 50% | No | 50% Remove |
| S-265-W | Bottlebrush | 19-24' | - | Yes | Yes | 21 | 4 | 21 | 50% | No | 50% Remove | 21 | 50% | No | 50% Remove |
| S-266-W | Flaxleaf paperbark | 24-29' | - | Yes | 25% | 24 | 4 | 21 | No | Yes | Prune | 21 | No | Yes | Prune |
| S-267-W | Bottlebrush | 19-24' | - | Yes | Yes | 21 | 4 | 21 | 50% | No | 50% Remove | 21 | 50% | No | 50% Remove |
| S-268-W | Bottlebrush | 19-24' | - | Yes | Yes | 21 | 4 | 21 | 50% | No | 50% Remove | 21 | 50% | No | 50% Remove |
| S-269-W | Bottlebrush | 19-24' | - | Yes | Yes | 21 | 4 | 21 | 50% | No | 50% Remove | 21 | 50% | No | 50% Remove |
| S-270-W | Crape myrtle | 24-29' | - | Yes | 25% | 24 | 4 | 21 | No | Yes | Prune | 21 | No | Yes | Prune |
| S-271-W | Bottlebrush | 19-24' | - | Yes | Yes | 21 | 4 | 21 | 50% | No | 50% Remove | 21 | 50% | No | 50% Remove |
| S-272-W | Bottlebrush | 19-24' | - | Yes | Yes | 21 | 4 | 21 | 50% | No | 50% Remove | 21 | 50% | No | 50% Remove |
| S-273-W | Bottlebrush | 19-24' | - | Yes | Yes | 21 | 4 | 21 | 50% | No | 50% Remove | 21 | 50% | No | 50% Remove |
| S-274-W | Bottlebrush | 19-24' | - | Yes | Yes | 21 | 4 | 21 | 50% | No | 50% Remove | 21 | 50% | No | 50% Remove |

Tree Inventory Analysis with Revised ESZ Estimates for FEIR and Mitigation Test Areas

| Tree ID | Common Name | Trunk to Rail | Canopy to Rail | DEIR Impact | DEIR Remove | Min. Distance T:R | Min. Dist. C:R | FEIR ESZ | FEIR Removal | FEIR Prune | FEIR Cat | Mitigated ESZ | Mitigated Removal | Mitigated Prune | Mitigated Cat |
|---------|------------------|---------------|----------------|-------------|-------------|-------------------|----------------|----------|--------------|------------|------------|---------------|-------------------|-----------------|---------------|
| S-275-W | Bottlebrush | 19-24' | - | Yes | Yes | 21 | 4 | 21 | 50% | No | 50% Remove | 21 | 50% | No | 50% Remove |
| S-276-W | Bottlebrush | 19-24' | - | Yes | Yes | 21 | 4 | 21 | 50% | No | 50% Remove | 21 | 50% | No | 50% Remove |
| S-277-W | Bottlebrush | 19-24' | - | Yes | Yes | 21 | 4 | 21 | 50% | No | 50% Remove | 21 | 50% | No | 50% Remove |
| S-278-W | Coast Live Oak | 19-24' | - | Yes | Yes | 21 | 4 | 21 | 50% | No | 50% Remove | 21 | 50% | No | 50% Remove |
| S-279-W | Bottlebrush | 19-24' | - | Yes | Yes | 21 | 4 | 21 | 50% | No | 50% Remove | 21 | 50% | No | 50% Remove |
| S-280-W | Bottlebrush | 19-24' | - | Yes | Yes | 21 | 4 | 21 | 50% | No | 50% Remove | 21 | 50% | No | 50% Remove |
| S-281-W | Bottlebrush | 19-24' | - | Yes | Yes | 21 | 4 | 21 | 50% | No | 50% Remove | 21 | 50% | No | 50% Remove |
| S-282-W | Bottlebrush | 19-24' | - | Yes | Yes | 21 | 4 | 21 | 50% | No | 50% Remove | 21 | 50% | No | 50% Remove |
| S-283-W | Crape myrtle | 24-29' | - | Yes | 25% | 24 | 4 | 21 | No | Yes | Prune | 21 | No | Yes | Prune |
| S-284-W | Bottlebrush | 19-24' | - | Yes | Yes | 21 | 4 | 21 | 50% | No | 50% Remove | 21 | 50% | No | 50% Remove |
| S-285-W | Crape myrtle | 24-29' | - | Yes | 25% | 24 | 4 | 21 | No | Yes | Prune | 21 | No | Yes | Prune |
| S-286-W | Coast Live Oak | 19-24' | - | Yes | Yes | 21 | 4 | 21 | 50% | No | 50% Remove | 21 | 50% | No | 50% Remove |
| S-287-W | Coast Live Oak | 19-24' | - | Yes | Yes | 21 | 4 | 21 | 50% | No | 50% Remove | 21 | 50% | No | 50% Remove |
| S-288-W | Bottlebrush | 19-24' | - | Yes | Yes | 21 | 4 | 21 | 50% | No | 50% Remove | 21 | 50% | No | 50% Remove |
| S-289-W | Bottlebrush | 19-24' | - | Yes | Yes | 21 | 4 | 21 | 50% | No | 50% Remove | 21 | 50% | No | 50% Remove |
| S-290-W | Bottlebrush | 19-24' | - | Yes | Yes | 21 | 4 | 21 | 50% | No | 50% Remove | 21 | 50% | No | 50% Remove |
| S-291-W | Bottlebrush | 19-24' | - | Yes | Yes | 21 | 4 | 21 | 50% | No | 50% Remove | 21 | 50% | No | 50% Remove |
| S-292-W | Bottlebrush | 19-24' | - | Yes | Yes | 21 | 4 | 21 | 50% | No | 50% Remove | 21 | 50% | No | 50% Remove |
| S-293-W | Bottlebrush | 19-24' | - | Yes | Yes | 21 | 4 | 21 | 50% | No | 50% Remove | 21 | 50% | No | 50% Remove |
| S-294-W | Bottlebrush | 19-24' | - | Yes | Yes | 21 | 4 | 21 | 50% | No | 50% Remove | 21 | 50% | No | 50% Remove |
| S-295-W | Bottlebrush | 19-24' | - | Yes | Yes | 21 | 4 | 21 | 50% | No | 50% Remove | 21 | 50% | No | 50% Remove |
| S-296-W | Bottlebrush | 19-24' | - | Yes | Yes | 21 | 4 | 21 | 50% | No | 50% Remove | 21 | 50% | No | 50% Remove |
| S-297-W | Bottlebrush | 19-24' | - | Yes | Yes | 21 | 4 | 21 | 50% | No | 50% Remove | 21 | 50% | No | 50% Remove |
| S-298-W | Bottlebrush | 19-24' | - | Yes | Yes | 21 | 4 | 21 | 50% | No | 50% Remove | 21 | 50% | No | 50% Remove |
| S-299-W | Coast Live Oak | 19-24' | - | Yes | Yes | 21 | 4 | 21 | 50% | No | 50% Remove | 21 | 50% | No | 50% Remove |
| S-300-W | Bottlebrush | 19-24' | - | Yes | Yes | 21 | 4 | 21 | 50% | No | 50% Remove | 21 | 50% | No | 50% Remove |
| S-301-W | Bottlebrush | 19-24' | - | Yes | Yes | 21 | 4 | 21 | 50% | No | 50% Remove | 21 | 50% | No | 50% Remove |
| S-302-W | Bottlebrush | 19-24' | - | Yes | Yes | 21 | 4 | 21 | 50% | No | 50% Remove | 21 | 50% | No | 50% Remove |
| S-303-W | Bottlebrush | 19-24' | - | Yes | Yes | 21 | 4 | 21 | 50% | No | 50% Remove | 21 | 50% | No | 50% Remove |
| S-304-W | Bottlebrush | 19-24' | - | Yes | Yes | 21 | 4 | 21 | 50% | No | 50% Remove | 21 | 50% | No | 50% Remove |
| S-305-W | Coast Live Oak | 19-24' | - | Yes | Yes | 21 | 4 | 21 | 50% | No | 50% Remove | 21 | 50% | No | 50% Remove |
| S-306-W | Coast Live Oak | 19-24' | - | Yes | Yes | 21 | 4 | 21 | 50% | No | 50% Remove | 21 | 50% | No | 50% Remove |
| S-307-W | Mexican fan palm | 14-18' | - | Yes | Yes | 16 | 4 | 21 | Yes | No | Remove | 21 | Yes | No | Remove |
| S-308-W | Hopseed | 19-24' | - | Yes | Yes | 21 | 4 | 21 | 50% | No | 50% Remove | 21 | 50% | No | 50% Remove |
| S-309-W | Mexican fan palm | 19-24' | - | Yes | Yes | 21 | 4 | 21 | 50% | No | 50% Remove | 21 | 50% | No | 50% Remove |
| S-310-W | Mexican fan palm | 19-24' | - | Yes | Yes | 21 | 4 | 21 | 50% | No | 50% Remove | 21 | 50% | No | 50% Remove |
| S-311-W | Mexican fan palm | 19-24' | - | Yes | Yes | 21 | 4 | 21 | 50% | No | 50% Remove | 21 | 50% | No | 50% Remove |
| S-312-W | Mexican fan palm | 19-24' | - | Yes | Yes | 21 | 4 | 21 | 50% | No | 50% Remove | 21 | 50% | No | 50% Remove |
| S-313-W | Mexican fan palm | 19-24' | - | Yes | Yes | 21 | 4 | 21 | 50% | No | 50% Remove | 21 | 50% | No | 50% Remove |
| S-314-W | Mexican fan palm | 19-24' | - | Yes | Yes | 21 | 4 | 21 | 50% | No | 50% Remove | 21 | 50% | No | 50% Remove |
| S-315-W | Mexican fan palm | 19-24' | - | Yes | Yes | 21 | 4 | 21 | 50% | No | 50% Remove | 21 | 50% | No | 50% Remove |
| S-316-W | Purple leaf plum | 24-29' | - | Yes | 25% | 24 | 4 | 18 | No | Yes | Prune | 18 | No | Yes | Prune |
| S-317-W | Purple leaf plum | 24-29' | - | Yes | 25% | 24 | 4 | 18 | No | Yes | Prune | 18 | No | Yes | Prune |
| S-318-W | Purple leaf plum | 24-29' | - | Yes | 25% | 24 | 4 | 18 | No | Yes | Prune | 18 | No | Yes | Prune |
| S-319-W | Coast Redwood | 19-24' | - | Yes | Yes | 21 | 4 | 18 | No | Yes | Prune | 18 | No | Yes | Prune |
| S-320-W | Coast Redwood | 19-24' | - | Yes | Yes | 21 | 4 | 18 | No | Yes | Prune | 18 | No | Yes | Prune |
| S-321-W | Coast Redwood | 19-24' | - | Yes | Yes | 21 | 4 | 18 | No | Yes | Prune | 18 | No | Yes | Prune |
| S-322-W | Coast Redwood | 19-24' | - | Yes | Yes | 21 | 4 | 18 | No | Yes | Prune | 18 | No | Yes | Prune |
| S-323-W | Coast Redwood | 19-24' | - | Yes | Yes | 21 | 4 | 18 | No | Yes | Prune | 18 | No | Yes | Prune |
| S-324-W | Coast Redwood | 19-24' | - | Yes | Yes | 21 | 4 | 18 | No | Yes | Prune | 18 | No | Yes | Prune |
| S-325-W | Coast Redwood | 19-24' | - | Yes | Yes | 21 | 4 | 18 | No | Yes | Prune | 18 | No | Yes | Prune |
| S-326-W | Coast Redwood | 19-24' | - | Yes | Yes | 21 | 4 | 18 | No | Yes | Prune | 18 | No | Yes | Prune |
| S-327-W | Coast Redwood | 19-24' | - | Yes | Yes | 21 | 4 | 18 | No | Yes | Prune | 18 | No | Yes | Prune |
| S-328-W | London plane | 19-24' | - | Yes | Yes | 21 | 4 | 18 | No | Yes | Prune | 18 | No | Yes | Prune |

Tree Inventory Analysis with Revised ESZ Estimates for FEIR and Mitigation Test Areas

| Tree ID | Common Name | Trunk to Rail | Canopy to Rail | DEIR Impact | DEIR Remove | Min. Distance T:R | Min. Dist. C:R | FEIR ESZ | FEIR Removal | FEIR Prune | FEIR Cat | Mitigated ESZ | Mitigated Removal | Mitigated Prune | Mitigated Cat |
|---------|--------------------|---------------|----------------|-------------|-------------|-------------------|----------------|----------|--------------|------------|-----------|---------------|-------------------|-----------------|---------------|
| S-329-W | London plane | 19-24' | - | Yes | Yes | 21 | 4 | 18 | No | Yes | Prune | 18 | No | Yes | Prune |
| S-330-W | London plane | 19-24' | - | Yes | Yes | 21 | 4 | 18 | No | Yes | Prune | 18 | No | Yes | Prune |
| S-331-W | London plane | 19-24' | - | Yes | Yes | 21 | 4 | 18 | No | Yes | Prune | 18 | No | Yes | Prune |
| S-332-W | London plane | 19-24' | - | Yes | Yes | 21 | 4 | 18 | No | Yes | Prune | 18 | No | Yes | Prune |
| S-333-W | Glossy privet | - | 24-29' | No | No | 29 | 24 | 18 | No | No | No Impact | 18 | No | No | No Impact |
| S-334-W | Mexican fan palm | - | 24-29' | No | No | 29 | 24 | 18 | No | No | No Impact | 18 | No | No | No Impact |
| S-335-W | Carrotwood | 24-29' | - | Yes | 25% | 24 | 4 | 18 | No | Yes | Prune | 18 | No | Yes | Prune |
| S-336-W | Coast Redwood | - | 24-29' | No | No | 29 | 24 | 18 | No | No | No Impact | 18 | No | No | No Impact |
| S-337-W | Coast Redwood | - | 24-29' | No | No | 29 | 24 | 18 | No | No | No Impact | 18 | No | No | No Impact |
| S-338-W | Bottlebrush | 24-29' | - | Yes | 25% | 24 | 4 | 18 | No | Yes | Prune | 18 | No | Yes | Prune |
| S-339-W | London plane | - | 19-24' | Yes | No | 29 | 21 | 18 | No | No | No Impact | 18 | No | No | No Impact |
| S-340-W | London plane | - | 24-29' | No | No | 29 | 24 | 18 | No | No | No Impact | 18 | No | No | No Impact |
| S-341-W | Coast Redwood | 24-29' | - | Yes | 25% | 24 | 4 | 18 | No | Yes | Prune | 18 | No | Yes | Prune |
| S-342-W | Coast Redwood | 24-29' | - | Yes | 25% | 24 | 4 | 18 | No | Yes | Prune | 18 | No | Yes | Prune |
| S-343-W | Coast Redwood | 24-29' | - | Yes | 25% | 24 | 4 | 18 | No | Yes | Prune | 18 | No | Yes | Prune |
| S-344-W | Coast Redwood | 24-29' | - | Yes | 25% | 24 | 4 | 18 | No | Yes | Prune | 18 | No | Yes | Prune |
| S-345-W | Coast Redwood | 24-29' | - | Yes | 25% | 24 | 4 | 18 | No | Yes | Prune | 18 | No | Yes | Prune |
| S-346-W | Coast Redwood | - | 24-29' | No | No | 29 | 24 | 18 | No | No | No Impact | 18 | No | No | No Impact |
| S-347-W | Coast Redwood | - | 19-24' | Yes | No | 29 | 21 | 18 | No | No | No Impact | 18 | No | No | No Impact |
| S-348-W | Coast Redwood | 19-24' | - | Yes | Yes | 21 | 4 | 18 | No | Yes | Prune | 18 | No | Yes | Prune |
| S-349-W | Canary Island pine | 24-29' | - | Yes | 25% | 24 | 4 | 18 | No | Yes | Prune | 18 | No | Yes | Prune |
| S-350-W | Canary Island pine | - | 24-29' | No | No | 29 | 24 | 18 | No | No | No Impact | 18 | No | No | No Impact |
| S-351-W | Manna gum | - | 24-29' | No | No | 29 | 24 | 18 | No | No | No Impact | 18 | No | No | No Impact |
| S-352-W | Canary Island pine | - | 24-29' | No | No | 29 | 24 | 18 | No | No | No Impact | 18 | No | No | No Impact |
| S-353-W | Canary Island pine | - | 24-29' | No | No | 29 | 24 | 18 | No | No | No Impact | 18 | No | No | No Impact |
| S-354-W | Canary Island pine | - | 24-29' | No | No | 29 | 24 | 18 | No | No | No Impact | 18 | No | No | No Impact |
| S-355-W | Canary Island pine | - | 24-29' | No | No | 29 | 24 | 18 | No | No | No Impact | 18 | No | No | No Impact |
| S-356-W | Canary Island pine | - | 24-29' | No | No | 29 | 24 | 18 | No | No | No Impact | 18 | No | No | No Impact |
| S-357-W | Hollywood juniper | 24-29' | - | Yes | 25% | 24 | 4 | 18 | No | Yes | Prune | 18 | No | Yes | Prune |
| S-358-W | Canary Island pine | - | 24-29' | No | No | 29 | 24 | 18 | No | No | No Impact | 18 | No | No | No Impact |
| S-359-W | Canary Island pine | - | 24-29' | No | No | 29 | 24 | 18 | No | No | No Impact | 18 | No | No | No Impact |
| S-360-W | Zylosma | - | 24-29' | No | No | 29 | 24 | 18 | No | No | No Impact | 18 | No | No | No Impact |
| S-361-W | Zylosma | 24-29' | - | Yes | 25% | 24 | 4 | 18 | No | Yes | Prune | 18 | No | Yes | Prune |
| S-362-W | Zylosma | 24-29' | - | Yes | 25% | 24 | 4 | 18 | No | Yes | Prune | 18 | No | Yes | Prune |
| S-363-W | Deodar cedar | - | 24-29' | No | No | 29 | 24 | 18 | No | No | No Impact | 18 | No | No | No Impact |
| S-364-W | Deodar cedar | - | 14-18' | Yes | No | 29 | 16 | 18 | No | Yes | Prune | 18 | No | 25% | 25% Prune |
| S-365-W | Deodar cedar | - | 24-29' | No | No | 29 | 24 | 18 | No | No | No Impact | 18 | No | No | No Impact |
| S-366-W | Coast Redwood | - | 19-24' | Yes | No | 29 | 21 | 18 | No | No | No Impact | 18 | No | No | No Impact |
| S-367-W | Coast Redwood | - | 19-24' | Yes | No | 29 | 21 | 18 | No | No | No Impact | 18 | No | No | No Impact |
| S-368-W | Coast Redwood | 24-29' | - | Yes | 25% | 24 | 4 | 18 | No | Yes | Prune | 18 | No | Yes | Prune |
| S-369-W | Coast Redwood | - | 19-24' | Yes | No | 29 | 21 | 18 | No | No | No Impact | 18 | No | No | No Impact |
| S-370-W | Coast Redwood | - | 14-18' | Yes | No | 29 | 16 | 18 | No | Yes | Prune | 18 | No | 25% | 25% Prune |
| S-371-W | Zylosma | 24-29' | - | Yes | 25% | 24 | 4 | 18 | No | Yes | Prune | 18 | No | Yes | Prune |
| S-372-W | Silver dollar gum | 24-29' | - | Yes | 25% | 24 | 4 | 18 | No | Yes | Prune | 18 | No | Yes | Prune |
| S-373-W | Podocarpus | 24-29' | - | Yes | 25% | 24 | 4 | 18 | No | Yes | Prune | 18 | No | Yes | Prune |
| S-374-W | Glossy privet | - | 24-29' | No | No | 29 | 24 | 18 | No | No | No Impact | 18 | No | No | No Impact |
| S-375-W | Glossy privet | 19-24' | - | Yes | Yes | 21 | 4 | 18 | No | Yes | Prune | 18 | No | Yes | Prune |
| S-376-W | Glossy privet | - | 19-24' | Yes | No | 29 | 21 | 18 | No | No | No Impact | 18 | No | No | No Impact |
| S-377-W | Glossy privet | 24-29' | - | Yes | 25% | 24 | 4 | 18 | No | Yes | Prune | 18 | No | Yes | Prune |
| S-378-W | Glossy privet | 24-29' | - | Yes | 25% | 24 | 4 | 18 | No | Yes | Prune | 18 | No | Yes | Prune |
| S-379-W | Glossy privet | 24-29' | - | Yes | 25% | 24 | 4 | 18 | No | Yes | Prune | 18 | No | Yes | Prune |
| S-380-W | Glossy privet | 24-29' | - | Yes | 25% | 24 | 4 | 18 | No | Yes | Prune | 18 | No | Yes | Prune |
| S-381-W | Glossy privet | 24-29' | - | Yes | 25% | 24 | 4 | 18 | No | Yes | Prune | 18 | No | Yes | Prune |
| S-382-W | Glossy privet | 24-29' | - | Yes | 25% | 24 | 4 | 18 | No | Yes | Prune | 18 | No | Yes | Prune |

Tree Inventory Analysis with Revised ESZ Estimates for FEIR and Mitigation Test Areas

| Tree ID | Common Name | Trunk to Rail | Canopy to Rail | DEIR Impact | DEIR Remove | Min. Distance T:R | Min. Dist. C:R | FEIR ESZ | FEIR Removal | FEIR Prune | FEIR Cat | Mitigated ESZ | Mitigated Removal | Mitigated Prune | Mitigated Cat |
|---------|-------------------|---------------|----------------|-------------|-------------|-------------------|----------------|----------|--------------|------------|------------|---------------|-------------------|-----------------|---------------|
| S-383-W | Photinia | 24-29' | - | Yes | 25% | 24 | 4 | 18 | No | Yes | Prune | 18 | No | Yes | Prune |
| S-384-W | Photinia | 24-29' | - | Yes | 25% | 24 | 4 | 18 | No | Yes | Prune | 18 | No | Yes | Prune |
| S-385-W | Chinese elm | - | 19-24' | Yes | No | 29 | 21 | 18 | No | No | No Impact | 18 | No | No | No Impact |
| S-386-W | Photinia | 19-24' | - | Yes | Yes | 21 | 4 | 18 | No | Yes | Prune | 18 | No | Yes | Prune |
| S-387-W | Photinia | 19-24' | - | Yes | Yes | 21 | 4 | 18 | No | Yes | Prune | 18 | No | Yes | Prune |
| S-388-W | Photinia | 19-24' | - | Yes | Yes | 21 | 4 | 18 | No | Yes | Prune | 18 | No | Yes | Prune |
| S-389-W | Glossy privet | 24-29' | - | Yes | 25% | 24 | 4 | 18 | No | Yes | Prune | 18 | No | Yes | Prune |
| S-390-W | Glossy privet | 24-29' | - | Yes | 25% | 24 | 4 | 18 | No | Yes | Prune | 18 | No | Yes | Prune |
| S-391-W | Coast Redwood | - | 24-29' | No | No | 29 | 24 | 18 | No | No | No Impact | 18 | No | No | No Impact |
| S-392-W | Coast Redwood | - | 19-24' | Yes | No | 29 | 21 | 18 | No | No | No Impact | 18 | No | No | No Impact |
| S-393-W | Monterey pine | 24-29' | - | Yes | 25% | 24 | 4 | 18 | No | Yes | Prune | 18 | No | Yes | Prune |
| S-394-W | Monterey pine | 24-29' | - | Yes | 25% | 24 | 4 | 18 | No | Yes | Prune | 18 | No | Yes | Prune |
| S-395-W | Red iron bark | 19-24' | - | Yes | Yes | 21 | 4 | 18 | No | Yes | Prune | 18 | No | Yes | Prune |
| S-396-W | Casurina | 24-29' | - | Yes | 25% | 24 | 4 | 18 | No | Yes | Prune | 18 | No | Yes | Prune |
| S-397-W | Brisbane box | 24-29' | - | Yes | 25% | 24 | 4 | 18 | No | Yes | Prune | 18 | No | Yes | Prune |
| S-398-W | Brisbane box | 24-29' | - | Yes | 25% | 24 | 4 | 18 | No | Yes | Prune | 18 | No | Yes | Prune |
| S-399-W | Brisbane box | 24-29' | - | Yes | 25% | 24 | 4 | 18 | No | Yes | Prune | 18 | No | Yes | Prune |
| S-400-W | Brisbane box | 24-29' | - | Yes | 25% | 24 | 4 | 18 | No | Yes | Prune | 18 | No | Yes | Prune |
| S-401-W | Brisbane box | 24-29' | - | Yes | 25% | 24 | 4 | 18 | No | Yes | Prune | 18 | No | Yes | Prune |
| S-402-W | Brisbane box | 24-29' | - | Yes | 25% | 24 | 4 | 18 | No | Yes | Prune | 18 | No | Yes | Prune |
| S-403-W | Italian cypress | 24-29' | - | Yes | 25% | 24 | 4 | 18 | No | Yes | Prune | 18 | No | Yes | Prune |
| S-404-W | Mexican fan palm | 24-29' | - | Yes | 25% | 24 | 4 | 18 | No | Yes | Prune | 18 | No | Yes | Prune |
| S-405-W | Hackberry | 24-29' | - | Yes | 25% | 24 | 4 | 18 | No | Yes | Prune | 18 | No | Yes | Prune |
| S-406-W | Blackwood acacia | 14-18' | - | Yes | Yes | 16 | 4 | 18 | 25% | No | 25% Remove | 18 | 25% | No | 25% Remove |
| S-407-W | Blackwood acacia | 14-18' | - | Yes | Yes | 16 | 4 | 18 | 25% | No | 25% Remove | 18 | 25% | No | 25% Remove |
| S-408-W | Blackwood acacia | 14-18' | - | Yes | Yes | 16 | 4 | 18 | 25% | No | 25% Remove | 18 | 25% | No | 25% Remove |
| S-409-W | Blackwood acacia | 14-18' | - | Yes | Yes | 16 | 4 | 18 | 25% | No | 25% Remove | 18 | 25% | No | 25% Remove |
| S-410-W | Blackwood acacia | 14-18' | - | Yes | Yes | 16 | 4 | 18 | 25% | No | 25% Remove | 18 | 25% | No | 25% Remove |
| S-411-W | Swamp mahogany | 14-18' | - | Yes | Yes | 16 | 4 | 18 | 25% | No | 25% Remove | 18 | 25% | No | 25% Remove |
| S-412-W | Swamp mahogany | 14-18' | - | Yes | Yes | 16 | 4 | 18 | 25% | No | 25% Remove | 18 | 25% | No | 25% Remove |
| S-413-W | Silver dollar gum | 14-18' | - | Yes | Yes | 16 | 4 | 18 | 25% | No | 25% Remove | 18 | 25% | No | 25% Remove |
| S-414-W | Silver dollar gum | 14-18' | - | Yes | Yes | 16 | 4 | 18 | 25% | No | 25% Remove | 18 | 25% | No | 25% Remove |
| S-415-W | Blackwood acacia | 14-18' | - | Yes | Yes | 16 | 4 | 18 | 25% | No | 25% Remove | 18 | 25% | No | 25% Remove |
| S-416-W | Myoporium | 14-18' | - | Yes | Yes | 16 | 4 | 18 | 25% | No | 25% Remove | 18 | 25% | No | 25% Remove |
| S-417-W | Blackwood acacia | 14-18' | - | Yes | Yes | 16 | 4 | 18 | 25% | No | 25% Remove | 18 | 25% | No | 25% Remove |
| S-418-W | Podocarpus | 14-18' | - | Yes | Yes | 16 | 4 | 18 | 25% | No | 25% Remove | 18 | 25% | No | 25% Remove |
| S-419-W | Podocarpus | 14-18' | - | Yes | Yes | 16 | 4 | 18 | 25% | No | 25% Remove | 18 | 25% | No | 25% Remove |
| S-420-W | Evergreen ash | 14-18' | - | Yes | Yes | 16 | 4 | 18 | 25% | No | 25% Remove | 18 | 25% | No | 25% Remove |
| S-421-W | Myoporium | 14-18' | - | Yes | Yes | 16 | 4 | 18 | 25% | No | 25% Remove | 18 | 25% | No | 25% Remove |
| S-422-W | Zylosma | 14-18' | - | Yes | Yes | 16 | 4 | 18 | 25% | No | 25% Remove | 18 | 25% | No | 25% Remove |
| S-423-W | Silver dollar gum | 14-18' | - | Yes | Yes | 16 | 4 | 18 | 25% | No | 25% Remove | 18 | 25% | No | 25% Remove |
| S-424-W | Lombardy poplar | 14-18' | - | Yes | Yes | 16 | 4 | 18 | 25% | No | 25% Remove | 18 | 25% | No | 25% Remove |
| S-425-W | Lombardy poplar | 14-18' | - | Yes | Yes | 16 | 4 | 18 | 25% | No | 25% Remove | 18 | 25% | No | 25% Remove |
| S-426-W | Mexican fan palm | 19-24' | - | Yes | Yes | 21 | 4 | 18 | No | Yes | Prune | 18 | No | Yes | Prune |
| S-427-W | Mexican fan palm | 19-24' | - | Yes | Yes | 21 | 4 | 18 | No | Yes | Prune | 18 | No | Yes | Prune |
| S-428-W | Mexican fan palm | 19-24' | - | Yes | Yes | 21 | 4 | 18 | No | Yes | Prune | 18 | No | Yes | Prune |
| S-429-W | Mexican fan palm | 19-24' | - | Yes | Yes | 21 | 4 | 18 | No | Yes | Prune | 18 | No | Yes | Prune |
| S-430-W | Mexican fan palm | 19-24' | - | Yes | Yes | 21 | 4 | 18 | No | Yes | Prune | 18 | No | Yes | Prune |
| U2-1-E | Bailey acacia | 24-29' | - | Yes | 25% | 24 | 4 | 21 | No | Yes | Prune | 18 | No | Yes | Prune |
| U2-2-E | Coast Live Oak | - | 04-08' | Yes | No | 29 | 4 | 21 | No | Yes | Prune | 18 | No | Yes | Prune |
| U2-3-E | Blackwood acacia | 24-29' | - | Yes | 25% | 24 | 4 | 21 | No | Yes | Prune | 18 | No | Yes | Prune |
| U2-4-E | Blackwood acacia | 24-29' | - | Yes | 25% | 24 | 4 | 21 | No | Yes | Prune | 18 | No | Yes | Prune |
| U2-5-E | Blackwood acacia | 24-29' | - | Yes | 25% | 24 | 4 | 21 | No | Yes | Prune | 18 | No | Yes | Prune |
| U2-6-E | Blackwood acacia | - | 14-18' | Yes | No | 29 | 16 | 21 | No | Yes | Prune | 18 | No | 25% | 25% Prune |

Tree Inventory Analysis with Revised ESZ Estimates for FEIR and Mitigation Test Areas

| Tree ID | Common Name | Trunk to Rail | Canopy to Rail | DEIR Impact | DEIR Remove | Min. Distance T:R | Min. Dist. C:R | FEIR ESZ | FEIR Removal | FEIR Prune | FEIR Cat | Mitigated ESZ | Mitigated Removal | Mitigated Prune | Mitigated Cat |
|---------|------------------|---------------|----------------|-------------|-------------|-------------------|----------------|----------|--------------|------------|------------|---------------|-------------------|-----------------|---------------|
| U2-7-E | Mulberry | - | 19-24' | Yes | No | 29 | 21 | 21 | No | 50% | 50% Prune | 18 | No | No | No Impact |
| U2-8-E | Valley oak | 24-29' | - | Yes | 25% | 24 | 4 | 21 | No | Yes | Prune | 18 | No | Yes | Prune |
| U2-9-E | Blackwood acacia | 24-29' | - | Yes | 25% | 24 | 4 | 21 | No | Yes | Prune | 18 | No | Yes | Prune |
| U2-10-E | Coast Live Oak | 24-29' | - | Yes | 25% | 24 | 4 | 21 | No | Yes | Prune | 18 | No | Yes | Prune |
| U2-11-E | Glossy privet | - | 14-18' | Yes | No | 29 | 16 | 21 | No | Yes | Prune | 18 | No | 25% | 25% Prune |
| U2-12-E | Coast Live Oak | 19-24' | - | Yes | Yes | 21 | 4 | 21 | 50% | No | 50% Remove | 18 | No | Yes | Prune |
| U2-13-E | Valley oak | 24-29' | - | Yes | 25% | 24 | 4 | 21 | No | Yes | Prune | 18 | No | Yes | Prune |
| U2-14-E | Glossy privet | - | 19-24' | Yes | No | 29 | 21 | 21 | No | 50% | 50% Prune | 18 | No | No | No Impact |
| U2-15-E | Coast Live Oak | 24-29' | - | Yes | 25% | 24 | 4 | 21 | No | Yes | Prune | 18 | No | Yes | Prune |
| U2-16-E | Valley oak | 24-29' | - | Yes | 25% | 24 | 4 | 21 | No | Yes | Prune | 18 | No | Yes | Prune |
| U2-17-E | Coast Live Oak | 19-24' | - | Yes | Yes | 21 | 4 | 21 | 50% | No | 50% Remove | 18 | No | Yes | Prune |
| U2-18-E | Bailey acacia | 24-29' | - | Yes | 25% | 24 | 4 | 21 | No | Yes | Prune | 18 | No | Yes | Prune |
| U2-19-E | Bailey acacia | 24-29' | - | Yes | 25% | 24 | 4 | 21 | No | Yes | Prune | 18 | No | Yes | Prune |
| U2-20-E | Coast Live Oak | 24-29' | - | Yes | 25% | 24 | 4 | 21 | No | Yes | Prune | 18 | No | Yes | Prune |
| U2-21-E | Valley oak | 24-29' | - | Yes | 25% | 24 | 4 | 21 | No | Yes | Prune | 18 | No | Yes | Prune |
| U2-22-E | Coast Live Oak | 24-29' | - | Yes | 25% | 24 | 4 | 21 | No | Yes | Prune | 18 | No | Yes | Prune |
| U2-23-E | River red gum | 19-24' | - | Yes | Yes | 21 | 4 | 21 | 50% | No | 50% Remove | 18 | No | Yes | Prune |
| U2-24-E | Blackwood acacia | - | 14-18' | Yes | No | 29 | 16 | 21 | No | Yes | Prune | 18 | No | 25% | 25% Prune |
| U2-25-E | Blackwood acacia | 24-29' | - | Yes | 25% | 24 | 4 | 21 | No | Yes | Prune | 18 | No | Yes | Prune |
| U2-26-E | Blackwood acacia | 24-29' | - | Yes | 25% | 24 | 4 | 21 | No | Yes | Prune | 18 | No | Yes | Prune |
| U2-27-E | Blackwood acacia | 24-29' | - | Yes | 25% | 24 | 4 | 21 | No | Yes | Prune | 18 | No | Yes | Prune |
| U2-28-E | Blackwood acacia | 24-29' | - | Yes | 25% | 24 | 4 | 21 | No | Yes | Prune | 18 | No | Yes | Prune |
| U2-29-E | Blackwood acacia | 24-29' | - | Yes | 25% | 24 | 4 | 21 | No | Yes | Prune | 18 | No | Yes | Prune |
| U2-30-E | Blackwood acacia | 24-29' | - | Yes | 25% | 24 | 4 | 21 | No | Yes | Prune | 18 | No | Yes | Prune |
| U2-31-E | Blackwood acacia | 24-29' | - | Yes | 25% | 24 | 4 | 21 | No | Yes | Prune | 18 | No | Yes | Prune |
| U2-32-E | Blackwood acacia | 24-29' | - | Yes | 25% | 24 | 4 | 21 | No | Yes | Prune | 18 | No | Yes | Prune |
| U2-33-E | Blackwood acacia | 24-29' | - | Yes | 25% | 24 | 4 | 21 | No | Yes | Prune | 18 | No | Yes | Prune |
| U2-34-E | Blackwood acacia | 24-29' | - | Yes | 25% | 24 | 4 | 21 | No | Yes | Prune | 18 | No | Yes | Prune |
| U2-35-E | Blackwood acacia | - | 14-18' | Yes | No | 29 | 16 | 21 | No | Yes | Prune | 18 | No | 25% | 25% Prune |
| U2-36-E | Blackwood acacia | - | 14-18' | Yes | No | 29 | 16 | 21 | No | Yes | Prune | 18 | No | 25% | 25% Prune |
| U2-37-E | Blackwood acacia | 24-29' | - | Yes | 25% | 24 | 4 | 21 | No | Yes | Prune | 18 | No | Yes | Prune |
| U2-38-E | Coast Live Oak | 24-29' | - | Yes | 25% | 24 | 4 | 21 | No | Yes | Prune | 18 | No | Yes | Prune |
| U2-39-E | Coast Live Oak | 24-29' | - | Yes | 25% | 24 | 4 | 21 | No | Yes | Prune | 18 | No | Yes | Prune |
| U2-40-E | Coast Live Oak | 24-29' | - | Yes | 25% | 24 | 4 | 21 | No | Yes | Prune | 18 | No | Yes | Prune |
| U2-41-E | Blackwood acacia | 24-29' | - | Yes | 25% | 24 | 4 | 21 | No | Yes | Prune | 18 | No | Yes | Prune |
| U2-42-E | Blackwood acacia | 24-29' | - | Yes | 25% | 24 | 4 | 21 | No | Yes | Prune | 18 | No | Yes | Prune |
| U2-43-E | Blackwood acacia | 24-29' | - | Yes | 25% | 24 | 4 | 21 | No | Yes | Prune | 18 | No | Yes | Prune |
| U2-44-E | Blackwood acacia | 24-29' | - | Yes | 25% | 24 | 4 | 21 | No | Yes | Prune | 18 | No | Yes | Prune |
| U2-45-E | Blackwood acacia | 24-29' | - | Yes | 25% | 24 | 4 | 21 | No | Yes | Prune | 18 | No | Yes | Prune |
| U2-46-E | Blackwood acacia | 24-29' | - | Yes | 25% | 24 | 4 | 21 | No | Yes | Prune | 18 | No | Yes | Prune |
| U2-47-E | Blackwood acacia | 24-29' | - | Yes | 25% | 24 | 4 | 21 | No | Yes | Prune | 18 | No | Yes | Prune |
| U2-48-E | Blackwood acacia | 24-29' | - | Yes | 25% | 24 | 4 | 21 | No | Yes | Prune | 18 | No | Yes | Prune |
| U2-49-E | Blackwood acacia | 24-29' | - | Yes | 25% | 24 | 4 | 21 | No | Yes | Prune | 18 | No | Yes | Prune |
| U2-50-E | Blackwood acacia | 24-29' | - | Yes | 25% | 24 | 4 | 21 | No | Yes | Prune | 18 | No | Yes | Prune |
| U2-51-E | Blackwood acacia | 24-29' | - | Yes | 25% | 24 | 4 | 21 | No | Yes | Prune | 18 | No | Yes | Prune |
| U2-52-E | Blackwood acacia | 24-29' | - | Yes | 25% | 24 | 4 | 21 | No | Yes | Prune | 18 | No | Yes | Prune |
| U2-53-E | Blackwood acacia | 24-29' | - | Yes | 25% | 24 | 4 | 21 | No | Yes | Prune | 18 | No | Yes | Prune |
| U2-54-E | Blackwood acacia | 24-29' | - | Yes | 25% | 24 | 4 | 21 | No | Yes | Prune | 18 | No | Yes | Prune |
| U2-55-E | Blackwood acacia | 24-29' | - | Yes | 25% | 24 | 4 | 21 | No | Yes | Prune | 18 | No | Yes | Prune |
| U2-56-E | Blackwood acacia | 24-29' | - | Yes | 25% | 24 | 4 | 21 | No | Yes | Prune | 18 | No | Yes | Prune |
| U2-57-E | Blackwood acacia | 24-29' | - | Yes | 25% | 24 | 4 | 21 | No | Yes | Prune | 18 | No | Yes | Prune |
| U2-58-E | Blackwood acacia | 24-29' | - | Yes | 25% | 24 | 4 | 21 | No | Yes | Prune | 18 | No | Yes | Prune |
| U2-59-E | Blackwood acacia | 24-29' | - | Yes | 25% | 24 | 4 | 21 | No | Yes | Prune | 18 | No | Yes | Prune |
| U2-60-E | Blackwood acacia | 24-29' | - | Yes | 25% | 24 | 4 | 21 | No | Yes | Prune | 18 | No | Yes | Prune |

Tree Inventory Analysis with Revised ESZ Estimates for FEIR and Mitigation Test Areas

| Tree ID | Common Name | Trunk to Rail | Canopy to Rail | DEIR Impact | DEIR Remove | Min. Distance T:R | Min. Dist. C:R | FEIR ESZ | FEIR Removal | FEIR Prune | FEIR Cat | Mitigated ESZ | Mitigated Removal | Mitigated Prune | Mitigated Cat |
|---------|-------------------------|---------------|----------------|-------------|-------------|-------------------|----------------|----------|--------------|------------|-----------|---------------|-------------------|-----------------|---------------|
| U2-61-E | Blackwood acacia | 24-29' | - | Yes | 25% | 24 | 4 | 21 | No | Yes | Prune | 18 | No | Yes | Prune |
| U2-62-E | Blackwood acacia | 24-29' | - | Yes | 25% | 24 | 4 | 21 | No | Yes | Prune | 18 | No | Yes | Prune |
| U2-63-E | Blackwood acacia | 24-29' | - | Yes | 25% | 24 | 4 | 21 | No | Yes | Prune | 18 | No | Yes | Prune |
| U2-64-E | Blackwood acacia | 24-29' | - | Yes | 25% | 24 | 4 | 21 | No | Yes | Prune | 18 | No | Yes | Prune |
| U2-65-E | Blackwood acacia | 24-29' | - | Yes | 25% | 24 | 4 | 21 | No | Yes | Prune | 18 | No | Yes | Prune |
| U2-66-E | Coast Redwood | - | 24-29' | No | No | 29 | 24 | 21 | No | No | No Impact | 18 | No | No | No Impact |
| U2-67-E | Coast Redwood | - | 24-29' | No | No | 29 | 24 | 21 | No | No | No Impact | 18 | No | No | No Impact |
| U2-68-E | Coast Redwood | - | 19-24' | Yes | No | 29 | 21 | 21 | No | 50% | 50% Prune | 18 | No | No | No Impact |
| U2-69-E | Coast Redwood | - | 19-24' | Yes | No | 29 | 21 | 21 | No | 50% | 50% Prune | 18 | No | No | No Impact |
| U2-70-E | Coast Redwood | - | 19-24' | Yes | No | 29 | 21 | 21 | No | 50% | 50% Prune | 18 | No | No | No Impact |
| U2-71-E | Coast Redwood | - | 19-24' | Yes | No | 29 | 21 | 21 | No | 50% | 50% Prune | 18 | No | No | No Impact |
| U2-72-E | Coast Redwood | - | 19-24' | Yes | No | 29 | 21 | 21 | No | 50% | 50% Prune | 18 | No | No | No Impact |
| U2-73-E | Coast Live Oak | 24-29' | - | Yes | 25% | 24 | 4 | 21 | No | Yes | Prune | 18 | No | Yes | Prune |
| U2-74-E | Coast Live Oak | 24-29' | - | Yes | 25% | 24 | 4 | 21 | No | Yes | Prune | 18 | No | Yes | Prune |
| U2-75-E | Valley oak | 24-29' | - | Yes | 25% | 24 | 4 | 21 | No | Yes | Prune | 18 | No | Yes | Prune |
| U2-76-E | Valley oak | - | 19-24' | Yes | No | 29 | 21 | 21 | No | 50% | 50% Prune | 18 | No | No | No Impact |
| U2-77-E | Coast Live Oak | 24-29' | - | Yes | 25% | 24 | 4 | 21 | No | Yes | Prune | 18 | No | Yes | Prune |
| U2-78-E | Coast Live Oak | 24-29' | - | Yes | 25% | 24 | 4 | 21 | No | Yes | Prune | 18 | No | Yes | Prune |
| U2-79-E | Valley oak | - | 19-24' | Yes | No | 29 | 21 | 21 | No | 50% | 50% Prune | 18 | No | No | No Impact |
| U2-80-E | Coast Live Oak | 24-29' | - | Yes | 25% | 24 | 4 | 21 | No | Yes | Prune | 18 | No | Yes | Prune |
| U2-81-E | Coast Live Oak | 24-29' | - | Yes | 25% | 24 | 4 | 21 | No | Yes | Prune | 18 | No | Yes | Prune |
| U2-82-E | Coast Live Oak | 24-29' | - | Yes | 25% | 24 | 4 | 21 | No | Yes | Prune | 18 | No | Yes | Prune |
| U2-83-E | Coast Live Oak | 24-29' | - | Yes | 25% | 24 | 4 | 21 | No | Yes | Prune | 18 | No | Yes | Prune |
| U2-1-W | Bailey acacia | - | 19-24' | Yes | No | 29 | 21 | 21 | No | 50% | 50% Prune | 18 | No | No | No Impact |
| U2-2-W | Coast Live Oak | - | 24-29' | No | No | 29 | 24 | 21 | No | No | No Impact | 18 | No | No | No Impact |
| U2-3-W | California black walnut | - | 24-29' | No | No | 29 | 24 | 21 | No | No | No Impact | 18 | No | No | No Impact |
| U2-4-W | Bailey acacia | - | 19-24' | Yes | No | 29 | 21 | 21 | No | 50% | 50% Prune | 18 | No | No | No Impact |
| U2-5-W | Coast Live Oak | - | 19-24' | Yes | No | 29 | 21 | 21 | No | 50% | 50% Prune | 18 | No | No | No Impact |
| U2-6-W | California black walnut | - | 24-29' | No | No | 29 | 24 | 21 | No | No | No Impact | 18 | No | No | No Impact |
| U2-7-W | Coast Live Oak | - | 14-18' | Yes | No | 29 | 16 | 21 | No | Yes | Prune | 18 | No | 25% | 25% Prune |
| U2-8-W | Coast Live Oak | - | 24-29' | No | No | 29 | 24 | 21 | No | No | No Impact | 18 | No | No | No Impact |
| U2-9-W | Coast Live Oak | - | 19-24' | Yes | No | 29 | 21 | 21 | No | 50% | 50% Prune | 18 | No | No | No Impact |
| U2-10-W | Coast Live Oak | - | 19-24' | Yes | No | 29 | 21 | 21 | No | 50% | 50% Prune | 18 | No | No | No Impact |
| U2-11-W | Coast Live Oak | - | 19-24' | Yes | No | 29 | 21 | 21 | No | 50% | 50% Prune | 18 | No | No | No Impact |
| U2-12-W | Coast Live Oak | - | 19-24' | Yes | No | 29 | 21 | 21 | No | 50% | 50% Prune | 18 | No | No | No Impact |
| U2-13-W | Coast Live Oak | - | 19-24' | Yes | No | 29 | 21 | 21 | No | 50% | 50% Prune | 18 | No | No | No Impact |
| U2-14-W | Plum | 24-29' | - | Yes | 25% | 24 | 4 | 21 | No | Yes | Prune | 18 | No | Yes | Prune |
| U2-15-W | Valley oak | 24-29' | - | Yes | 25% | 24 | 4 | 21 | No | Yes | Prune | 18 | No | Yes | Prune |
| U2-16-W | Valley oak | - | 19-24' | Yes | No | 29 | 21 | 21 | No | 50% | 50% Prune | 18 | No | No | No Impact |
| U2-17-W | Valley oak | - | 19-24' | Yes | No | 29 | 21 | 21 | No | 50% | 50% Prune | 18 | No | No | No Impact |
| U2-18-W | Monterey pine | - | 19-24' | Yes | No | 29 | 21 | 21 | No | 50% | 50% Prune | 18 | No | No | No Impact |
| U2-19-W | Coast Live Oak | - | 19-24' | Yes | No | 29 | 21 | 21 | No | 50% | 50% Prune | 18 | No | No | No Impact |
| U2-20-W | Coast Live Oak | - | 19-24' | Yes | No | 29 | 21 | 21 | No | 50% | 50% Prune | 18 | No | No | No Impact |
| U2-21-W | Coast Live Oak | - | 14-18' | Yes | No | 29 | 16 | 21 | No | Yes | Prune | 18 | No | 25% | 25% Prune |
| U2-22-W | Valley oak | - | 14-18' | Yes | No | 29 | 16 | 21 | No | Yes | Prune | 18 | No | 25% | 25% Prune |
| U2-23-W | Blue gum | - | 19-24' | Yes | No | 29 | 21 | 21 | No | 50% | 50% Prune | 18 | No | No | No Impact |
| U2-24-W | Valley oak | - | 14-18' | Yes | No | 29 | 16 | 21 | No | Yes | Prune | 18 | No | 25% | 25% Prune |

